the Cattle Range

www.thecattlerange.com

Weekly Market Summary

For the week ending April 18, 2026

For the week: Nice cattle trade in the Southern Plains was strong with trade in Northern Plains and Corn Belt still active. Fresh cattle were in strong demand with packers bidding up cattle to secure supplies. Dressed beef prices were also very higher. The dressed beef cutaway and cuts were lower.

Cattle/Beef Market Volatility

10 Day Index Variation	30 Day Index Variation
1.6%	2.6%

Cattle Futures Trend

Change from Previous Day	Change from 30 Days Ago
Live Cattle: -0.15 to -0.15 = -0.15	Live Cattle: +0.15 to +0.15 = +0.15
Feeder Cattle: -0.15 to -0.15 = -0.15	Feeder Cattle: +0.15 to +0.15 = +0.15

Live and Feeder cattle are up 0.15 or 0.15 cents higher compared to the previous trading day.

Cattle Index Current Cattle Index is 185% of a year ago and 0% of last week's index. Current Cattle Index is 0.0% higher than the last three weeks and 0.0% higher than the last four weeks. Current Cattle Index is 0.0% higher than the last six weeks and 0.0% higher than the last eight weeks. The Cattle Index is a 52 week moving average. Cattle Index is a 1 week moving average.

Feeder Cattle: The feeder cattle market was higher on light to moderate volume. Feeder cattle in Texas sold mostly steady 5.00 to 8.00 lower.

Slaughter Cattle: The fed cattle market was higher on light to moderate volume.

Cattle and meat production: Under Federal inspection for the week ending Saturday, April 18th cattle slaughter was 625,000 head, 2,000 head more than last week and 2,000 head more than the same week a year ago. Year to date cattle slaughter is 10,000 head more than last year. Last week's slaughter was 0.3% higher than last year. Last week's average dressed weight was 0.0 pounds heavier than last year. Last week's average dressed weight was 0.0 pounds heavier than last week. Last week's beef production was 0.0% higher than last year. Year to date beef production is 0.0% higher than last year. Last week's beef production was 0.0% higher than last week.

Contents

- Weekly Market Overview
- Stocker & Feeder Cattle Weekly Receipts
- CME Feeder Cattle Index
- Feeder & Stocker Steer Prices
- Feeder & Stocker Steer Volume & Price Steers
- Regional Auction Reports
- Direct Sales of Feeder & Stocker Cattle by State
- Cattle Futures - Live Steer Cattle Futures
- Nebraska Feeder Cattle Weekly Import Summary
- Canadian Cattle
- Chart of the Week
- Photo of the Week
- Dressed Beef Weekly Analysis
- Fed Cattle & Packer Report
- Fed Cattle
- Feedstuff Contracts, Profit&Loss
- Feeder Steer/Corn Contracts
- Slaughter Cattle by Class
- Slaughter Cattle by Weight
- USDA National Retail Beef Report
- Est. Weekly Meat Production Under Federal Inspection
- Beef/Boxed Beef Production, Cutts & Corn
- U.S. Dollar - $ Month Chart
- Stock Markets & Economic Notes
- Weather Outlook
- Weekly Economic Summary
- Nebraska Auction Markets
- Direct Sales of Feeder & Stocker Cattle
- Weekly Dairy Summary

Links to the articles below are included because we found them to be of interest but their content does not necessarily represent our opinion.

- Beef Prices Set Stage for Cattle Market in 2026
- Cattle Feeding Economics Update: Feed Costs Ease, Margins Improve Ahead of Spring Placements
- Lawmakers Lambs, Pressured Cattle Markets Weighed on North Central & Western States
- Weekly Beef, Pork & Poultry Production Under Federal Inspection
- Cattle Futures Rally as Supply Tightens, Boxed Beef Prices Hold Firm
- Cattle Market Rally Underway as Supply Tightens and Demand Holds Firm
- Beef Consumption Remains Strong as Supply Tightens, Grain Markets Stabilize
- LMC Lambs Up Lifted Wholesale Prices in Downstream Meat Cuts
- Nebraska Feeder Cattle Consumer Demand Index Remains Well Above Year Ago Levels

Contents

National Feeder & Stocker Cattle Sale Receipts
Source: Livestock Marketing Information Center, Data Retrieved on Sunday, April 19th

Week Ending:	4/11/26	Prior Week	1 Year Ago	2 Years Ago	3 Years Ago	5 Year Ave.
Steers	24,000	21,000	19,000	19,000	19,000	19,000
Heifers	19,000	17,000	15,000	15,000	15,000	15,000
Total	43,000	38,000	34,000	34,000	34,000	34,000
Steer Ave.	2,280	2,300	2,300	2,300	2,300	2,300
Heifer Ave.	2,000	2,000	2,000	2,000	2,000	2,000

Contents

Contents

The Feeder & Stocker Cattle prices below are calculated average prices compared to where the overall market is trading. Actual contracted prices for any specific transaction will be higher.

Contents

Feeder Steers

300 lb - 400 lb Steers	This Week	Last Week	Month Ago	Year Ago	5 Year Ave.
Oklahoma	374.00	374.00	374.00	374.00	374.00
Texas	374.00	374.00	374.00	374.00	374.00
Nebraska	374.00	374.00	374.00	374.00	374.00
Iowa	374.00	374.00	374.00	374.00	374.00
Missouri	374.00	374.00	374.00	374.00	374.00
Kansas	374.00	374.00	374.00	374.00	374.00
Illinois	374.00	374.00	374.00	374.00	374.00
Ohio	374.00	374.00	374.00	374.00	374.00
North Central Ave.	374.00	374.00	374.00	374.00	374.00
Kansas	374.00	374.00	374.00	374.00	374.00
Missouri	374.00	374.00	374.00	374.00	374.00
Oklahoma	374.00	374.00	374.00	374.00	374.00
Texas	374.00	374.00	374.00	374.00	374.00
Louisiana	374.00	374.00	374.00	374.00	374.00
Mississippi	374.00	374.00	374.00	374.00	374.00
Alabama	374.00	374.00	374.00	374.00	374.00
Georgia	374.00	374.00	374.00	374.00	374.00
Southeast Avg.	374.00	374.00	374.00	374.00	374.00
Pennsylvania	374.00	374.00	374.00	374.00	374.00
New York	374.00	374.00	374.00	374.00	374.00
Vermont	374.00	374.00	374.00	374.00	374.00
Northeast Avg.	374.00	374.00	374.00	374.00	374.00
Grand Average	374.00	374.00	374.00	374.00	374.00
This Week Vol.	0	0	0	0	0

Contents

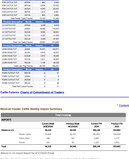

Cattle Futures: Chart of Commitment of Traders

Contents

Mexican Feeder Cattle Weekly Import Summary
Source: Livestock Marketing Information Center, Data Retrieved on Sunday, April 19th

	This Week	Last Week	Month Ago	Year Ago	5 Year Ave.
Feeder Steers	0.00	0.00	0.00	0.00	0.00
Stocker Steers	0.00	0.00	0.00	0.00	0.00
Total	0.00	0.00	0.00	0.00	0.00
Feeder Steers	0.00	0.00	0.00	0.00	0.00
Stocker Steers	0.00	0.00	0.00	0.00	0.00
Total	0.00	0.00	0.00	0.00	0.00

Contents

Douglas, AZ - Cumulatively for Tuesday, down slaton and yearlings sold mostly 5.00 lower. Supplement fed yearlings 5.00 lower. Supplement fed calves 10.00 lower. Trading was active.

Ft. Pierce, WV - Cumulatively for Tuesday, steer calves and yearlings sold mostly, heifers mostly steady. Supplement fed yearlings 5.00 lower. Supplement fed calves 10.00 lower. Trading was active.

Ft. Pierce, WV - Cumulatively for Thursday, steer calves and yearlings sold mostly, heifers mostly steady. Supplement fed yearlings 5.00 lower. Supplement fed calves 10.00 lower. Trading was active.

Presidio, TX - Cumulatively for Thursday, steer calves under 600 lbs 5.00 higher, steer calves and yearlings over 600 lbs 5.00 lower, heifers 5.00 lower. Supplement fed yearlings 5.00 lower. Trading was active.

Contents

Canadian Cattle Prices
Source: Canfax Research Services, Data Retrieved on Sunday, April 19th
Prices have been converted to U.S. dollars. Canfax reports in Canadian dollars. Canadian Dollars per U.S. Dollar Exchange Rate: 1.3800

Average Feeder Cattle Prices in U.S. Dollars

Steers	This Week	Last Week	Month Ago	Year Ago	5 Year Ave.
Alberta Average	0.00	0.00	0.00	0.00	0.00
Manitoba Average	0.00	0.00	0.00	0.00	0.00
Average	0.00	0.00	0.00	0.00	0.00
Heifers	This Week	Last Week	Month Ago	Year Ago	5 Year Ave.
Alberta Average	0.00	0.00	0.00	0.00	0.00
Manitoba Average	0.00	0.00	0.00	0.00	0.00
Average	0.00	0.00	0.00	0.00	0.00

Average Feeder Cattle Prices in Canadian Dollars

Steers	This Week	Last Week	Month Ago	Year Ago	5 Year Ave.
Alberta Average	0.00	0.00	0.00	0.00	0.00
Manitoba Average	0.00	0.00	0.00	0.00	0.00
Average	0.00	0.00	0.00	0.00	0.00
Heifers	This Week	Last Week	Month Ago	Year Ago	5 Year Ave.
Alberta Average	0.00	0.00	0.00	0.00	0.00
Manitoba Average	0.00	0.00	0.00	0.00	0.00
Average	0.00	0.00	0.00	0.00	0.00

Slaughter Cattle Prices for Week of 5/15/26

	BF1	BF2	BF3
Alberta	0.00	0.00	0.00
Manitoba	0.00	0.00	0.00
Average	0.00	0.00	0.00

Live Alberta Auctions

	Steers	Heifers	Cows
Average Price	0.00	0.00	0.00
Head Count	0.00	0.00	0.00

Alberta Steers Auctions

	300-400 lbs	400-500 lbs	500-600 lbs	600-700 lbs	700-800 lbs
Average Price	0.00	0.00	0.00	0.00	0.00
Head Count	0.00	0.00	0.00	0.00	0.00

Alberta direct cattle sales Thursday was light trade declines with dressed sales ranging from 400.00 - 5.00 higher. Holstein steers 5.00 higher. Holstein heifers 10.00 higher. Cows 10.00 - 20.00 higher. Bulls 10.00 - 20.00 higher. Last week's slaughter was 0.0% higher than last week and 0.0% higher than a year ago. There were no direct sales of feeder cattle. Last week's average dressed weight was 0.0 pounds heavier than last week. Last week's average dressed weight was 0.0 pounds heavier than a year ago. There have been a significant trade with the Iran this week. Canada's slaughter cattle and beef production continues to be impacted by the cattle herd liquidation.

Contents

Download CME Group Market Data!

Contents

Chart of the Week

Figure 1. Steer Dressed Weight
National Carcass Weekly
Average
Average
Average

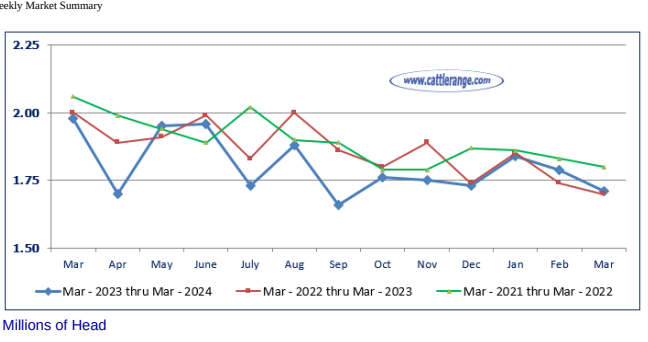

Millions of Head

Cattle on Feed Inventory on 1,000+ Capacity Feedlots by Month – States and United States: 2023 and 2024

State	April 1, 2023	March 1, 2024	April 1, 2024		
			Inventory	Percent of previous year	Percent of previous month
	(1,000 head)	(1,000 head)	(1,000 head)	(percent)	(percent)
Arizona	257	258	256	100	99
California	525	520	530	101	102
Colorado	980	1,020	990	101	97
Idaho	320	345	345	108	100
Iowa	640	650	660	103	102
Kansas	2,430	2,400	2,400	99	100
Minnesota	95	105	105	111	100
Nebraska	2,530	2,560	2,540	100	99
Oklahoma	260	330	330	127	100
South Dakota	220	245	250	114	102
Texas	2,810	2,820	2,840	101	101
Washington	255	255	245	96	96
Other States	325	330	330	102	100
United States	11,647	11,838	11,821	101	100

Thousands of Head

^ Contents

Fed Cattle:

As of 3:00 PM Friday in the Southern Plains and Nebraska, negotiated cash trade and demand has been moderate. Compared to last week in the Southern Plains live FOB purchases traded steady at 182.00. Compared to last week in Nebraska live FOB purchases traded mostly 1.00 lower at 183.00. Compared to last week dressed delivered purchases traded 1.00 lower at 292.00. In the Wester Cornbelt negotiated cash has been slow on light to moderate demand. Compared to last week live FOB purchases traded 1.00 lower at 184.00. Compared to last week dressed delivered purchases traded 1.00 lower at 292.00, on a light test.

5 Area Weekly Fed Cattle Weighted Averages:

Texas/Oklahoma/New Mexico; Kansas; Nebraska; Colorado; Iowa/Minnesota feedlots
(Includes all transactions regardless of delivery day)
For: Week Ending Sunday, 4/14/2024

Confirmed: 56,958 Week Ago: 65,915 Year ago: 73,424

Negotiated Cash Sales	Head Count	Weight Range	Price Range	Avg Weight	Wtd Avg Price
STEERS: LIVE FOB					
Over 80% Choice	13,553	1,298 - 1,675	181.00 - 189.00	1,533	184.54
65 - 80% Choice	4,785	1,200 - 1,540	170.00 - 182.00	1,387	181.91
35 - 65% Choice	197	1,222 - 1,500	182.00 - 182.00	1,458	182.00
0 - 35% Choice		-	-		
Total all grades	18,535	1,200 - 1,675	170.00 - 189.00	1,495	183.84
STEERS: LIVE DELIVERED					
Over 80% Choice	659	1,500 - 1,540	185.00 - 186.00	1,531	185.16
65 - 80% Choice		-	-		
35 - 65% Choice		-	-		
0 - 35% Choice		-	-		
Total all grades	659	1,500 - 1,540	185.00 - 186.00	1,531	185.16
STEERS: DRESSED DELIVERED					
Over 80% Choice	14,217	853 - 1,058	288.00 - 301.00	970	293.08
65 - 80% Choice	724	851 - 956	293.00 - 295.00	910	293.23
35 - 65% Choice	107	859 - 859	293.00 - 293.00	859	293.00
0 - 35% Choice		-	-		
Total all grades	15,048	851 - 1,058	288.00 - 301.00	966	293.09
STEERS: DRESSED FOB					
Over 80% Choice	420	953 - 953	293.00 - 293.00	953	293.00
65 - 80% Choice		-	-		
35 - 65% Choice		-	-		
0 - 35% Choice		-	-		
Total all grades	420	953 - 953	293.00 - 293.00	953	293.00
HEIFERS: LIVE FOB					
Over 80% Choice	6,162	1,200 - 1,500	181.00 - 185.00	1,372	183.85
65 - 80% Choice	3,099	1,100 - 1,360	170.00 - 184.00	1,286	181.97
35 - 65% Choice	195	1,250 - 1,400	182.00 - 182.00	1,365	182.00

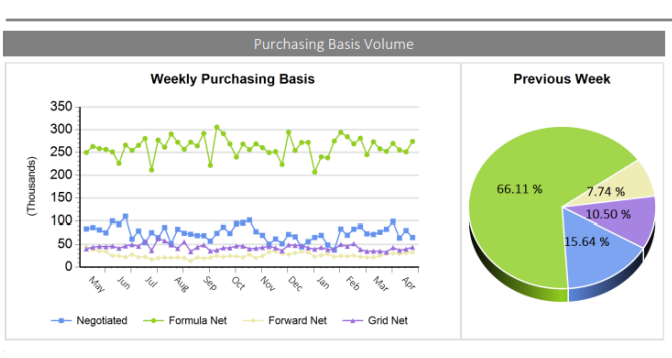

^ Contents

This week's Feedyard Closeouts...

Closeout projections are for cattle placed on feed by a cattle owner at a commercial feedyard and not for

cattle owned by a vertically integrated company such as a beef processing company or a feedyard feeding cattle at cost. Cattle cost, cost of gain, and selling price will vary on a regional basis. Cost includes $15 per head for freight to feedyard.

Typical closeout for un-hedged steers sold this week:

- Placed On Feed 180 days ago = October 22, 2023
- Projected P/(L) based on the futures when placed on feed: **(81.29)**

***Cost** of 800 lb. steer delivered @ $243.99 per cwt. + $15 freight:	$1,966.92
Feed Cost for 600 lbs. @ $1.12 per lb.	$672.00
Interest on cattle cost for 180 days:	$92.15
Interest on feed cost:	$15.74
Total Cost & Expense:	**$2,746.81**
****Sale proceeds:** 1,400 lb. steer @ **$183.00** per cwt:	**$2,562.00**
This week's Profit/(Loss) per head:	**($184.81)**
Profit/(Loss) per head for previous week:	($223.74)
Change from previous week:	+$38.93
Sale price necessary to breakeven:	**$196.20**

**CME Feeder Cattle Index* ***USDA Market News*

Projected closeout for steers placed on feed this week:

- Projected Sale Date @ 180 days on feed = October 16, 2024

***Cost** of 800 lb. steer delivered @ $242.35 per cwt. + $15 freight:	$1,953.80
Feed Cost for 600 lbs. @ $1.10 per lb.	$660.00
Interest on cattle cost for 180 days:	$91.53
Interest on feed cost:	$15.46
Total Cost & Expense:	**$2,720.79**
****Sale proceeds:** 1,400 lb. steer @ **$176.75** per cwt:	**$2,474.50**
This week's Profit/(Loss) per head:	**($246.29)**
Profit/(Loss) per head for previous week:	($326.90)
Change from previous week:	+$80.61
Sale price necessary to breakeven:	**$194.34**

**CME Feeder Cattle Index* ** *October Live Cattle Futures Contract*

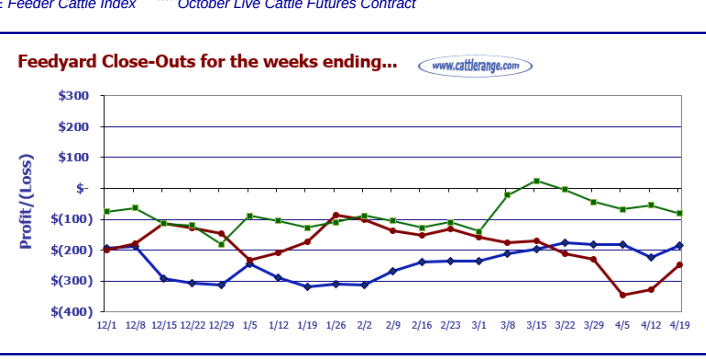

Typical closeout for hedged steers sold this week:	**($81.29)**
Typical closeout for un-hedged steers sold this week:	**($184.81)**
Projected closeout for steers placed on feed this week:	**($246.29)**

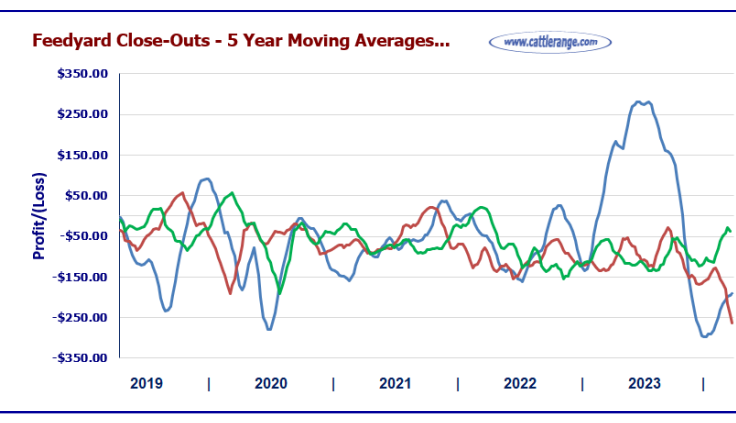

^ Contents

Feeder Steers/Corn Correlation: 5 Year Moving Average
Per cwt. price for feeder & slaughter steers compared to the cost of 25 bushels of corn.

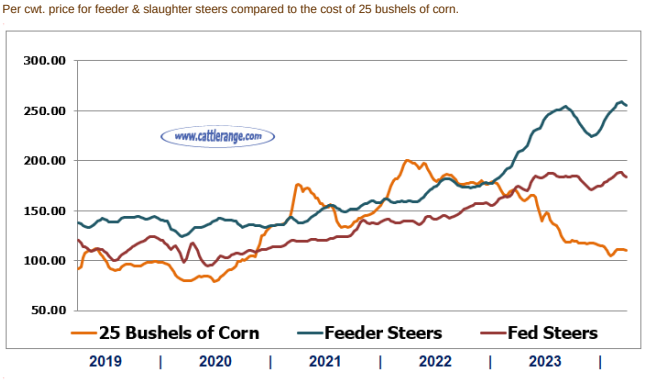

^ Contents

Federally Inspected Slaughter Cattle by Class:
Released by USDA Market News Service on 4/18/24 for week ending 4/6/24

Federally Inspected Slaughter Head & Percentage by Class - U.S.

Cattle	Head	% of Total
Steers	281,751	45.9%
Heifers	212,439	34.6%
Dairy Cows	57,380	9.3%
Other Cows	52,889	8.6%
Bulls	9,586	1.6%
Total	**614,045**	

Livestock Slaughter under Federal Inspection:

Daily Slaughter

Fri Apr 19, 2024		Week Ago	Year Ago	WTD	Prev Week WTD	Last Year WTD	2024 YTD	2023 YTD	YTD % Change
Calves	1,000	1,000	1,036	5,000	5,000	5,188	73,119	96,741	-24.4%
Cattle	113,000	109,000	108,586	600,000	591,000	613,584	9,523,288	10,017,325	-4.9%
Hogs	480,000	484,000	463,781	2,420,000	2,396,000	2,367,932	39,973,537	39,682,899	0.7%
Sheep	4,000	4,000	3,903	36,000	36,000	38,924	589,024	585,555	0.6%

Sat Apr 20, 2024		Week Ago	Year Ago	WTD	Prev Week WTD	Last Year WTD	2024 YTD	2023 YTD	YTD % Change
Calves	0	0	122	5,000	5,000	5,310	73,119	96,863	-24.5%
Cattle	20,000	12,000	11,786	620,000	603,000	625,370	9,543,288	10,029,111	-4.8%
Hogs	67,000	89,000	84,680	2,487,000	2,485,000	2,452,612	40,040,537	39,767,579	0.7%
Sheep	0	0	51	36,000	36,000	38,975	589,024	585,606	0.6%

^ Contents

Boxed Beef Cutouts:

Compared to last week, the Choice cutout was 4.90 lower at 295.67 and the Select cutout 4.71 lower at 290.83. The Choice/Select spread at 4.84, 0.19 narrower.

USDA Estimated Boxed Beef Cut-out Values - as of 1:30pm

Based on negotiated prices and volume of boxed beef cuts delivered within 0-21 days and on average industry cutting yields. Values reflect U.S. dollars per 100 pounds.

	Choice 600-900	Select 600-900
Current Cutout Values:	295.67	290.83
Change from prior day:	(0.13)	1.56
Choice/Select spread:	4.84	
Total Load Count (Cuts, Trimmings, Grinds):	126	

Composite Primal Values

	Choice	Select
Primal Rib	433.98	426.91
Primal Chuck	248.70	248.43
Primal Round	245.25	245.66
Primal Loin	397.08	378.85
Primal Brisket	238.09	236.27
Primal Short Plate	231.65	231.65
Primal Flank	153.37	151.08

Load Count And Cutout Value Summary For Prior 5 Days

Date	Choice	Select	Trim	Grinds	Total	Choice 600-900	Select 600-900
04/18	108	15	0	20	143	295.80	289.27
04/17	73	29	0	20	122	296.81	290.88
04/16	71	17	8	16	111	298.02	292.64
04/15	53	22	0	15	90	300.88	291.34
04/12	66	17	7	15	106	300.57	295.54
Current 5 Day Simple Average:						298.42	291.93

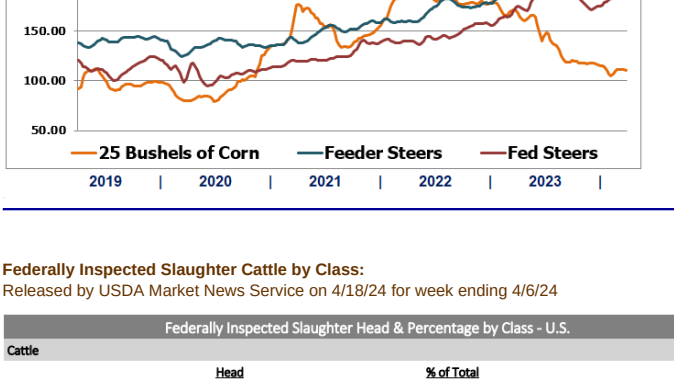

USDA National Steer & Heifer Estimated Grading Percent Report:
Released by USDA Market News Service on 4/18/24 for week ending 4/6/24

National, Regional, and State Breakdown of Official USDA Quality Grades. Percentages derived from each category numerical total, divided by the total number offered for USDA quality grading in each corresponding area.

	National	Region 1-5	Region 6	Region 7-8	Region 9-10
Prime	11.51%	18.59%	5.72%	11.99%	11.49%
Choice	73.02%	69.57%	67.15%	74.55%	76.23%
Select	12.05%	8.94%	25.46%	9.65%	8.00%
Other	3.41%	2.90%	1.67%	3.81%	4.28%

	Nebraska	Kansas	Texas
Prime	14.03%	9.59%	5.72%
Choice	73.54%	74.54%	67.18%
Select	6.94%	12.71%	25.46%
Other	5.48%	3.17%	1.64%

Last Week's Trade Data:

Beef:

Net sales of 17,700 MT for 2024 were up 30 percent from the previous week and 27 percent from the prior 4-week average. Increases were primarily for South Korea (5,400 MT, including decreases of 400 MT), China (3,600 MT, including decreases of 100 MT), Japan (2,800 MT, including decreases of 300 MT), Taiwan (2,100 MT, including decreases of 100 MT), and Mexico (1,800 MT, including decreases of 100 MT).

Exports of 16,700 MT--a marketing-year high--were up 21 percent from the previous week and 20 percent from the prior 4-week average. The destinations were primarily to Japan (4,700 MT), South Korea (4,600 MT), China (2,800 MT), Mexico (1,400 MT), and Taiwan (900 MT).

Pork:

Net sales of 21,800 MT for 2024--a marketing-year low--were down 54 percent from the previous week and 47 percent from the prior 4-week average. Increases were primarily for Mexico (8,500 MT, including decreases of 300 MT), China (3,000 MT, including decreases of 100 MT), Japan (2,900 MT, including decreases of 200 MT), Colombia (1,400 MT, including decreases of 100 MT), and South Korea (1,200 MT, including decreases of 400 MT).

Exports of 41,700 MT were up 18 percent from the previous week and 22 percent from the prior 4-week average. The destinations were primarily to Mexico (16,200 MT), Japan (6,500 MT), South Korea (5,600 MT), China (3,600 MT), and Canada (1,900 MT).

^ Contents

USDA National Retail Beef Report:
National Summary of Advertised Prices for Beef at Major Retail Supermarket Outlets

This week in beef retail the Feature Rate increased by 1.5 percent and the Special Rate increased by 1.5 percent. The Activity Index showed a 10.0 percent increase. Cuts from the rib, chuck, and ground beef showed less ad space compared to last week while cuts from the loin and brisket showed an increase in ad space. Cuts from the round remained steady.

Activity Index: 2 Week Comparison

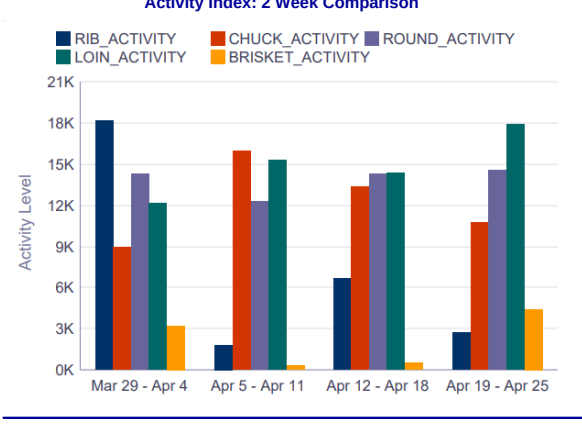

^ Contents

Est. Weekly Meat Production Under Federal Inspection:

Total red meat production under Federal inspection for the week ending Saturday, April 20th was estimated at 1063.5 million lbs. according to the USDA Marketing Service. This was 1.5 percent higher than a week ago and 1.8 percent higher than a year ago. Cumulative meat production for the year to date was 1.3 percent lower compared to the previous year.

^ Contents

1 Year Bullish/Bearish Consensus Charts from SentimenTrader:

The theory behind the "Bullish/Bearish Consensus" indicator is when the public reaches a consensus, they are usually wrong:

- They get too bullish after prices have risen and too bearish after they have already fallen.

Because of this tendency, there are often extremes in opinion right before major changes in trend:

- When the public reaches a bullish extreme, i.e., a great majority thinks prices will keep rising, then prices often decline instead.
- And when they become too bearish, then prices tend to rise.

So when Public Opinion moves above the **red dotted line** in the chart, it means that compared to other readings over the past year, you're seeing **excessive optimism**. You also want to look at the absolute level of Opinion, too - if it's at 90%, then there's no question we're seeing an historic level of bullish opinion. Watch for readings above 80% (or especially 90%) to spot those dangerous times when the public is overly enthusiastic about a commodity.

Conversely, when Public Opinion moves below the **green dotted line**, then the public is **excessively pessimistic** about the commodity's prospects for further gains compared to their opinion over the past year. Looking for absolute readings under 20% (or especially 10%) often indicates an upturn in the market.

Cattle Bullish/Bearish Consensus: 1 Year Chart

Corn Bullish/Bearish Consensus: 1 Year Chart

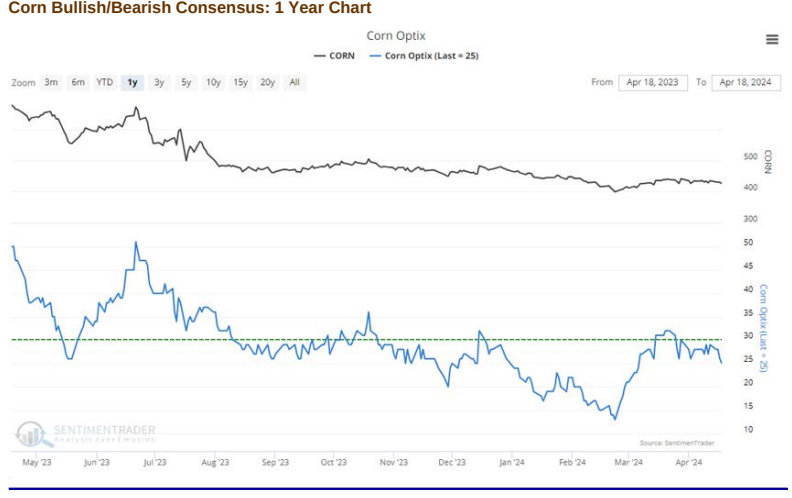

^ Contents

U.S. Dollar - 6 Month Chart:

Over the past 5 years, an average of around 12% of U.S. beef production has been exported, making exports an extremely important factor affecting beef and cattle prices. A strong dollar depresses export demand.

- U.S. Dollar Index

^ Contents

Stock Markets & Economic News:
T. Rowe Price

Stocks continue retreat from highs on geopolitical and interest rate worries

Stocks recorded their third consecutive week of broad losses, as concerns over tensions in the Middle East and the possibility of U.S. interest rates remaining "higher for longer" appeared to weigh on sentiment. Mega-cap technology shares lagged as rising rates placed a higher theoretical discount on future earnings. A first-quarter revenue miss from advanced chipmaker supplier ASML Holdings also seemed to weigh on the sector and on general optimism toward companies with artificial intelligence (AI)-related earnings, according to T. Rowe Price traders. Small-caps continued to struggle, pushing the small-cap Russell 2000 Index further into negative territory for the year-to-date period.

The trading week started off on a strong note, which our traders believed to be driven by relief that Iran's well-telegraphed retaliatory strike on Israel did not result in worst-case scenarios, with nearly all missiles fired into the country intercepted by air defenses. However, hopes that Israel would carry out a measured response faded alongside stock prices as reports surfaced that the Israeli war cabinet had decided to retaliate "clearly and forcefully." On Friday, stocks headed lower again, after Israel conducted strikes on air defense facilities within Iran, as well as on Iran-backed groups in Iran and Iraq.

Consumers continue shopping, but housing market shows signs of stress

Some strong economic data appeared to increase worries that the Federal Reserve would push back any interest rates cuts to the fall, if not to 2025. On Monday, the Commerce Department reported that retail sales rose 0.7% in March, well above consensus expectations of around 0.3%, while February's gain was revised upward to 0.9%. Rising gas prices were partly at work (the data are not adjusted for inflation), but the strength was broad-based and included healthy gains in discretionary categories, such as restaurants and bars and online retailers.

Conversely, downward surprises in housing market data may have furthered inflation fears by auguring continued supply tightness. Housing starts and permits in March came in well below expectations and declined from February, with the former falling to the lowest level in seven months. Existing home sales also declined, although largely in line with expectations, as the average 30-year mortgage rate climbed above 7% for the first time since December.

U.S. Stocks:

Index	Friday's Close	Week's Change	% Change YTD
DJIA	37,986.40	3.16	0.79%
S&P 500	4,967.23	-156.18	4.14%
Nasdaq Composite	15,282.01	-893.08	1.80%
S&P MidCap 400	2,836.88	-62.84	1.99%
Russell 2000	1,947.66	-55.52	-3.92%

^ Contents

"Click Here" to view a Slide Show of Drought Monitor maps for the last 12 weeks



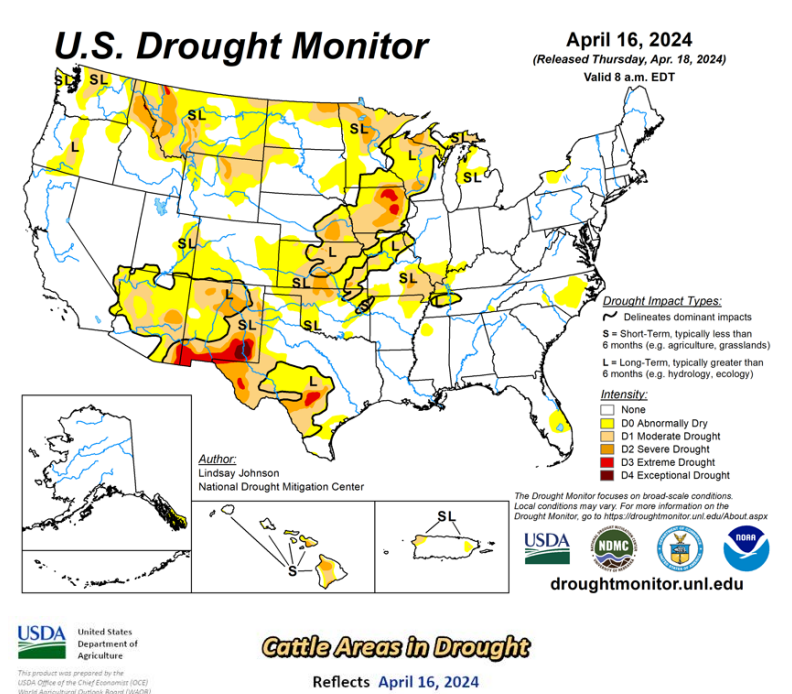

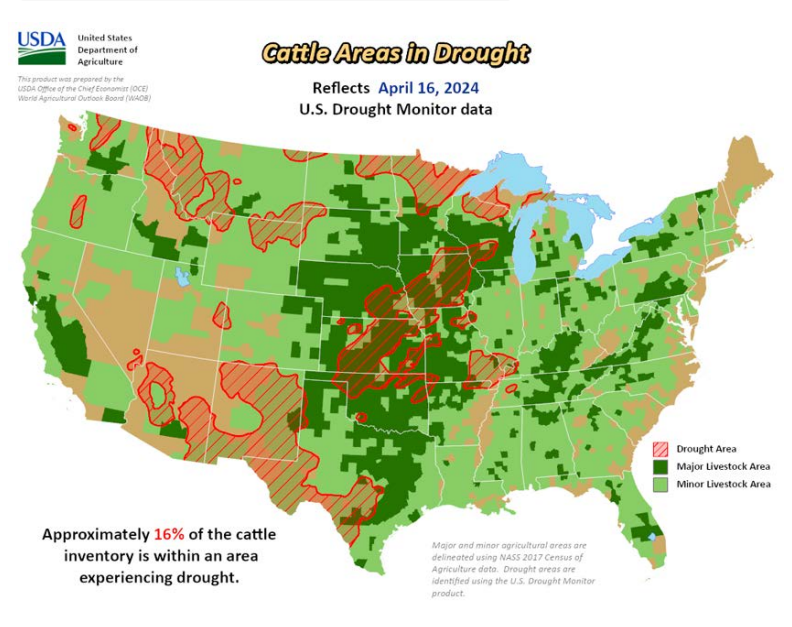

Canadian 90-Day Percent of Average Precipitation:

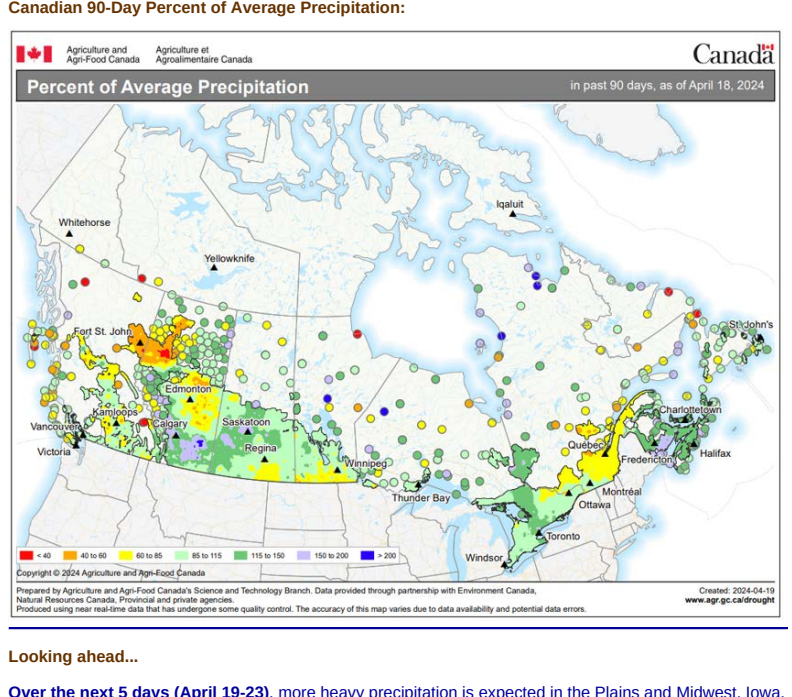

Looking ahead...

Over the next 5 days (April 19-23), more heavy precipitation is expected in the Plains and Midwest. Iowa, Nebraska and South Dakota could see upwards of 2.5 inches of precipitation. Northeast Texas, southeastern Oklahoma, and western Arkansas could see 1.5 to 2 inches of precipitation. Areas of higher elevation in the Rockies of Colorado and Wyoming are also expected to see between 1-2 inches.

The 6 to10-day outlook (Valid April 22) favors above-normal precipitation for southern parts of the U.S., particularly along the eastern Gulf Coast from Texas and Louisiana into parts of Arkansas and Oklahoma. Florida is also favoring above-normal precipitation. The Northwest and Northeast are leaning towards below-normal precipitation. From the middle of Pennsylvania northward, below-normal precipitation is likely to occur. Hawaii is also leaning towards below-normal precipitation and Alaska is leaning towards above-normal precipitation. In terms of the temperature outlook, above-normal temperatures are expected from the West into the High Plains, as well as along the Gulf Coast and Florida. Utah, Nevada, northern Arizona, northern New Mexico and western Colorado are showing a 70-80% likelihood of above-normal temperatures. Eastern Alaska is also leaning towards above-normal temperatures. The Mid-Atlantic region and the eastern Midwest are leaning toward below-normal temperatures. Hawaii and western Alaska are favoring below-normal temperatures.

Precipitation & Temperature Outlooks:

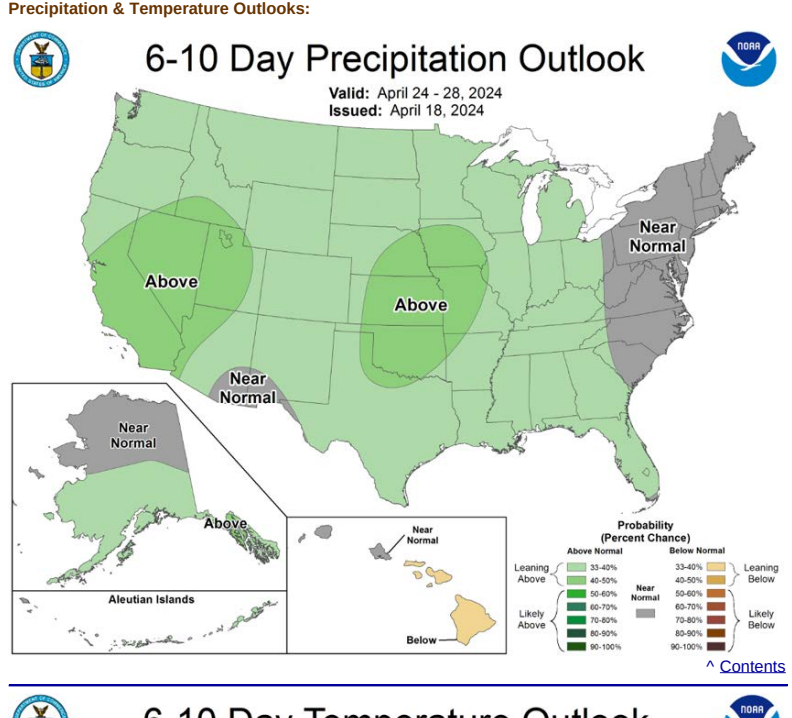

^ Contents

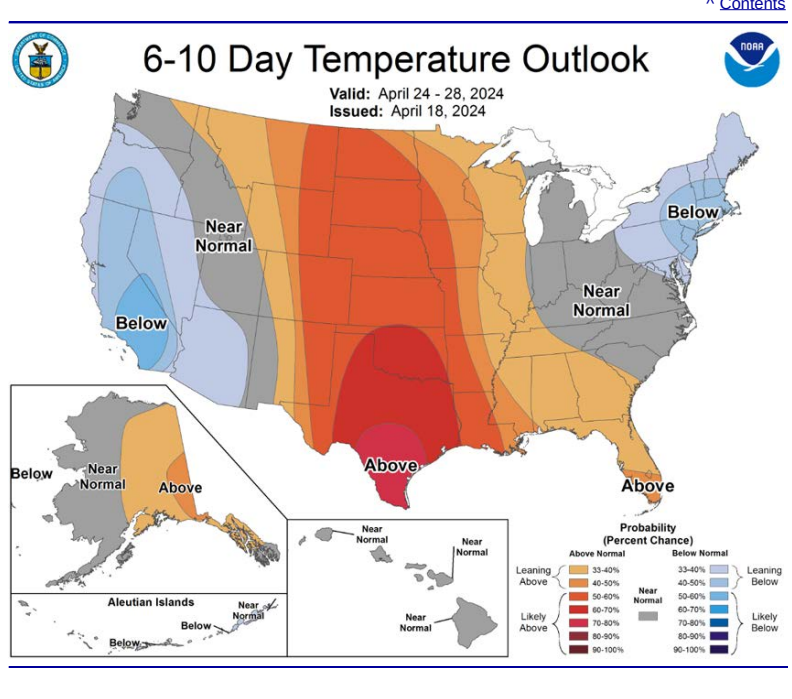

^ Contents

Weekly Grain Market Review:

Grain Prices	This Week	Last Week	1 Month Ago	1 Year Ago	5 Yr. Avg.
Omaha Corn	4.38	4.46	4.53	6.79	5.35
Kansas City Wheat	5.33	5.35	5.35	7.86	6.61
May Corn Futures	4.3350	4.3550	4.3925	6.6325	5.1766
May Wheat Futures	5.5025	5.5600	5.5475	6.6175	6.6312

Cattle Market Report - Corn & Wheat

Corn futures fell 3¢ to $3.92/bushel and wheat was up 1¢ percent from the previous week's lows (down 10 percent) from the week prior. Corn exports were steady (exports for week ending 10/10/24 totaling 27.7 MT, including 21.7 MT for export to Mexico, 2.0 MT for export to Japan, 1.0 MT for export to Colombia, 1.0 MT for export to Costa Rica, 1.0 MT, including decreases of 1.0MT-PY, China 1.0 MT-PY totaling 26.0MT-PY) switched from unknown destination to unknown and decreased 0.1MT-PY, Japan 0.1MT-PY, Mexico 0.1MT-PY, Nicaragua 0.1MT-PY, Panama 0.1MT-PY, Peru 0.1MT-PY, Taiwan 0.1MT-PY, Venezuela 0.1MT-PY, and decreased 25.0MT-PY), and other commodities were mixed. Wheat exports were steady (exports for week ending 10/10/24 totaling 14.0 MT, including sales of 25.0MT-PY 10/24/24 carry to unknown destination).

Corn futures fell 3¢ to $3.92/bushel and wheat was up 1¢ percent from the previous week's lows, but up a percent from the prior week. Soybean futures were up 1¢ to $9.97/bushel, Soybean Meal futures were up $1.00 to $305.00/ton, Soybean Oil futures were down 1¢ to $0.45/lb. Cattle futures were mixed, Feeder Cattle futures were down 1¢ to $3.00/lb, Live Cattle futures were up 1¢ to $2.00/lb, Lean Hog futures were up 1¢ to $0.80/lb, Cotton futures were up 1¢ to $0.80/lb, Sugar futures were up 1¢ to $0.20/lb, Coffee futures were up 1¢ to $2.00/lb, Cocoa futures were up 1¢ to $0.00/lb, Lumber futures were up 1¢ to $0.00/lb, Oats were up 1¢ to $0.00/lb, Rough Rice were up 1¢ to $0.00/lb, Canola were up 1¢ to $0.00/lb, Wheat was up 1¢ to $0.00/lb, Corn was up 1¢ to $0.00/lb.

* Contents

Cash Friday & Weekly Averages

Burwell Livestock Auction Market - Burwell NE
Week Ending 10/18
Total Receipts: 1,000
Cattle: 1,000

Several Good Steer, heifer and Bull calves sold. Steers sold for 5-6 cents higher, some up to 10 cents higher. Cows and bulls sold steady to 5 cents higher. Feeder cattle sold steady to 5 cents higher.

Cattleman's Livestock Auction - Ft Morgan CO
Week Ending 10/18
Total Receipts: 2,000
Cattle: 2,000

Fed cattle sold steady. Steer and heifer calves sold 10-20 cts lower on limited comparisons. Feeder cattle sold steady to 10 cts higher on limited comparisons. Cows and bulls sold steady.

Central Livestock Commission Market - Central City - Series Forney MN
Week Ending 10/18
Total Receipts: 1,000
Cattle: 1,000

Compared with last week, steer calves weighing under 500 lbs sold weak to 5.00 lower. Steer calves and heifers weighing over 500 lbs sold steady to 5.00 higher. Holstein steers sold steady. Holstein heifers sold weak to 5.00 lower. Holstein cows sold steady. Holstein bulls sold steady. Cattle receipts were 1,000 head.

Dunkley Livestock Commission - Bowling Green, MO
Week Ending 10/18
Total Receipts: 1,000
Cattle: 1,000

Compared to the last special two weeks ago, steer calves weighing 400-500 lbs sold steady to 5.00 lower and heifers sold steady to 5.00 higher. Steer calves weighing 500-700 lbs sold steady to 5.00 higher and heifers sold steady to 5.00 lower. Steers sold 300-400 lb steady to 5.00 lower and heifers sold steady to 5.00 higher. Holstein steers sold steady. Holstein heifers sold steady. Holstein cows sold steady. Holstein bulls sold steady. Cattle receipts were 1,000 head.

Farmers Livestock Commission - Cuthbert Ga
Week Ending 10/18
Total Receipts: 1,000
Cattle: 1,000

Last Reported: 2,000
Cattle: 2,000

Cattle receipts were 2,000 head. Steer and heifer calves sold 10-20 cts lower on limited comparisons. Feeder cattle sold steady to 10 cts higher on limited comparisons. Cows and bulls sold steady.

Farmers Livestock Commission - Dodge City - Series Dodge City
Week Ending 10/18
Total Receipts: 1,000
Cattle: 1,000

Compared with last week, steer calves weighing under 500 lbs sold weak to 5.00 lower. Steer calves and heifers weighing over 500 lbs sold steady to 5.00 higher. Holstein steers sold steady. Holstein heifers sold weak to 5.00 lower. Holstein cows sold steady. Holstein bulls sold steady. Cattle receipts were 1,000 head.

Fremont Livestock Auction - Fremont NE
Week Ending 10/18
Total Receipts: 1,000
Cattle: 1,000

Steers sold 5-10 cents higher. Heifers sold steady. Cows sold steady to 5 cents higher. Feeder cattle sold steady to 5 cents higher.

Gretna Sale Barn - Gretna NE
Week Ending 10/18
Total Receipts: 1,000
Cattle: 1,000

Steers sold steady to 5 cents higher. Heifers sold steady. Cows sold steady to 5 cents higher. Feeder cattle sold steady to 5 cents higher.

Lexington Livestock Market - Lexington, NE
Week Ending 10/18
Total Receipts: 1,000
Cattle: 1,000

Last Reported: 2,000
Cattle: 2,000

Cattle receipts were 2,000 head. Steer and heifer calves sold 10-20 cts lower on limited comparisons. Feeder cattle sold steady to 10 cts higher on limited comparisons. Cows and bulls sold steady.

Nebraska Livestock Auction - Omaha NE
Week Ending 10/18
Total Receipts: 1,000
Cattle: 1,000

Steers sold 5-10 cents higher. Heifers sold steady. Cows sold steady to 5 cents higher. Feeder cattle sold steady to 5 cents higher.

Sandhills Livestock Market - Valentine, NE
Week Ending 10/18
Total Receipts: 1,000
Cattle: 1,000

Steers sold 5-10 cents higher. Heifers sold steady. Cows sold steady to 5 cents higher. Feeder cattle sold steady to 5 cents higher.

Sioux Falls Regional Livestock Market - Worthing SD
Week Ending 10/18
Total Receipts: 1,000
Cattle: 1,000

Steers sold 5-10 cents higher. Heifers sold steady. Cows sold steady to 5 cents higher. Feeder cattle sold steady to 5 cents higher.

Tri State Livestock Auction - Bridgeport, NE
Week Ending 10/18
Total Receipts: 1,000
Cattle: 1,000

Last Reported: 2,000
Cattle: 2,000

Cattle receipts were 2,000 head. Steer and heifer calves sold 10-20 cts lower on limited comparisons. Feeder cattle sold steady to 10 cts higher on limited comparisons. Cows and bulls sold steady.

Cattleman's Livestock Auction - Series Yuma MT
Week Ending 10/18
Total Receipts: 2,000
Cattle: 2,000

Compared with last week, steer calves weighing under 500 lbs sold weak to 5.00 lower. Steer calves and heifers weighing over 500 lbs sold steady to 5.00 higher. Holstein steers sold steady. Holstein heifers sold weak to 5.00 lower. Holstein cows sold steady. Holstein bulls sold steady. Cattle receipts were 2,000 head.

Dodge City Livestock Commission - Dodge City, KS
Week Ending 10/18
Total Receipts: 2,000
Cattle: 2,000

Compared to the last special two weeks ago, steer calves weighing 400-500 lbs sold steady to 5.00 lower and heifers sold steady to 5.00 higher. Steer calves weighing 500-700 lbs sold steady to 5.00 higher and heifers sold steady to 5.00 lower. Steers 300-400 lb steady to 5.00 lower and heifers sold steady to 5.00 higher. Holstein steers sold steady. Holstein heifers sold steady. Holstein cows sold steady. Holstein bulls sold steady. Cattle receipts were 2,000 head.

Fort Dodge Livestock Commission - Fort Dodge, IA
Week Ending 10/18
Total Receipts: 2,000
Cattle: 2,000

Compared to last week, steer calves weighing 400-500 lbs sold steady to 5.00 lower and heifers sold steady to 5.00 higher. Steer calves weighing 500-700 lbs sold steady to 5.00 higher and heifers sold steady to 5.00 lower. Steers 300-400 lb sold steady to 5.00 lower and heifers sold steady to 5.00 higher. Holstein steers sold steady. Holstein heifers sold steady. Holstein cows sold steady. Holstein bulls sold steady. Cattle receipts were 2,000 head.

Lancaster Livestock Market - Lancaster, SC
Week Ending 10/18
Total Receipts: 2,000
Cattle: 2,000

Last Reported: 2,000
Cattle: 2,000

Cattle receipts were 2,000 head. Steer and heifer calves sold 10-20 cts lower on limited comparisons. Feeder cattle sold steady to 10 cts higher on limited comparisons. Cows and bulls sold steady.

Southern Livestock Commission - Bowling Green, MO
Week Ending 10/18
Total Receipts: 2,000
Cattle: 2,000

Compared to the last special two weeks ago, steer calves weighing 400-500 lbs sold steady to 5.00 lower and heifers sold steady to 5.00 higher. Steer calves weighing 500-700 lbs sold steady to 5.00 higher and heifers sold steady to 5.00 lower. Steers 300-400 lb steady to 5.00 lower and heifers sold steady to 5.00 higher. Holstein steers sold steady. Holstein heifers sold steady. Holstein cows sold steady. Holstein bulls sold steady. Cattle receipts were 2,000 head.

Tri State Livestock Auction - Bridgeport, NE
Week Ending 10/18
Total Receipts: 2,000
Cattle: 2,000

Last Reported: 4,000
Cattle: 4,000

Cattle receipts were 4,000 head. Steer and heifer calves sold 10-20 cts lower on limited comparisons. Feeder cattle sold steady to 10 cts higher on limited comparisons. Cows and bulls sold steady.

Farmers Livestock Commission - Dublin GA
Week Ending 10/18
Total Receipts: 3,000
Cattle: 3,000

Last Reported: 4,000
Cattle: 4,000

Cattle receipts were 4,000 head. Steer and heifer calves sold 10-20 cts lower on limited comparisons. Feeder cattle sold steady to 10 cts higher on limited comparisons. Cows and bulls sold steady.

Farmers Livestock Commission - Series Cuthbert
Week Ending 10/18
Total Receipts: 3,000
Cattle: 3,000

Compared to last week, Feeder steers 300-400 lb sold steady to 5.00 lower and heifers sold steady to 5.00 higher. Feeder steers 500-700 lb sold steady to 5.00 higher and heifers sold steady to 5.00 lower. Feeder steers 400-500 lb sold steady to 5.00 lower and heifers sold steady to 5.00 higher. Holstein steers sold steady. Holstein heifers sold steady. Holstein cows sold steady. Holstein bulls sold steady. Cattle receipts were 3,000 head.

Fremont Livestock Auction - Fremont NE
Week Ending 10/18
Total Receipts: 3,000
Cattle: 3,000

Steers sold 5-10 cents higher. Heifers sold steady. Cows sold steady to 5 cents higher. Feeder cattle sold steady to 5 cents higher.

Gretna Sale Barn - Gretna NE
Week Ending 10/18
Total Receipts: 3,000
Cattle: 3,000

Steers sold steady to 5 cents higher. Heifers sold steady. Cows sold steady to 5 cents higher. Feeder cattle sold steady to 5 cents higher.

Lexington Livestock Market - Lexington, NE
Week Ending 10/18
Total Receipts: 3,000
Cattle: 3,000

Last Reported: 4,000
Cattle: 4,000

Cattle receipts were 4,000 head. Steer and heifer calves sold 10-20 cts lower on limited comparisons. Feeder cattle sold steady to 10 cts higher on limited comparisons. Cows and bulls sold steady.

Nebraska Livestock Auction - Omaha NE
Week Ending 10/18
Total Receipts: 3,000
Cattle: 3,000

Steers sold 5-10 cents higher. Heifers sold steady. Cows sold steady to 5 cents higher. Feeder cattle sold steady to 5 cents higher.

Sandhills Livestock Market - Valentine, NE
Week Ending 10/18
Total Receipts: 3,000
Cattle: 3,000

Steers sold 5-10 cents higher. Heifers sold steady. Cows sold steady to 5 cents higher. Feeder cattle sold steady to 5 cents higher.

Sioux Falls Regional Livestock Market - Worthing SD
Week Ending 10/18
Total Receipts: 3,000
Cattle: 3,000

Steers sold 5-10 cents higher. Heifers sold steady. Cows sold steady to 5 cents higher. Feeder cattle sold steady to 5 cents higher.

Tri State Livestock Auction - Bridgeport, NE
Week Ending 10/18
Total Receipts: 3,000
Cattle: 3,000

Last Reported: 5,000
Cattle: 5,000

Cattle receipts were 5,000 head. Steer and heifer calves sold 10-20 cts lower on limited comparisons. Feeder cattle sold steady to 10 cts higher on limited comparisons. Cows and bulls sold steady.

Cattleman's Livestock Auction - Series Yuma MT
Week Ending 10/18
Total Receipts: 4,000
Cattle: 4,000

Compared to last week, Feeder steers weighing under 500 lb sold steady to 5.00 lower and heifers sold steady to 5.00 higher. Feeder steers 500-700 lb sold steady to 5.00 higher and heifers sold steady to 5.00 lower. Feeder steers weighing over 700 lb sold steady to 5.00 higher and heifers sold steady to 5.00 lower. Holstein steers sold steady. Holstein heifers sold steady. Holstein cows sold steady. Holstein bulls sold steady. Cattle receipts were 4,000 head.

Dodge City Livestock Commission - Dodge City, KS
Week Ending 10/18
Total Receipts: 4,000
Cattle: 4,000

Compared to the last special two weeks ago, steer calves weighing 400-500 lbs sold steady to 5.00 lower and heifers sold steady to 5.00 higher. Steer calves weighing 500-700 lbs sold steady to 5.00 higher and heifers sold steady to 5.00 lower. Steers 300-400 lb steady to 5.00 lower and heifers sold steady to 5.00 higher. Holstein steers sold steady. Holstein heifers sold steady. Holstein cows sold steady. Holstein bulls sold steady. Cattle receipts were 4,000 head.

Fort Dodge Livestock Commission - Fort Dodge, IA
Week Ending 10/18
Total Receipts: 4,000
Cattle: 4,000

Compared to last week, steer calves weighing 400-500 lbs sold steady to 5.00 lower and heifers sold steady to 5.00 higher. Steer calves weighing 500-700 lbs sold steady to 5.00 higher and heifers sold steady to 5.00 lower. Steers 300-400 lb sold steady to 5.00 lower and heifers sold steady to 5.00 higher. Holstein steers sold steady. Holstein heifers sold steady. Holstein cows sold steady. Holstein bulls sold steady. Cattle receipts were 4,000 head.

Lancaster Livestock Market - Lancaster, SC
Week Ending 10/18
Total Receipts: 4,000
Cattle: 4,000

Last Reported: 4,000
Cattle: 4,000

Cattle receipts were 4,000 head. Steer and heifer calves sold 10-20 cts lower on limited comparisons. Feeder cattle sold steady to 10 cts higher on limited comparisons. Cows and bulls sold steady.

Southern Livestock Commission - Bowling Green, MO
Week Ending 10/18
Total Receipts: 4,000
Cattle: 4,000

Compared to the last special two weeks ago, steer calves weighing 400-500 lbs sold steady to 5.00 lower and heifers sold steady to 5.00 higher. Steer calves weighing 500-700 lbs sold steady to 5.00 higher and heifers sold steady to 5.00 lower. Steers 300-400 lb steady to 5.00 lower and heifers sold steady to 5.00 higher. Holstein steers sold steady. Holstein heifers sold steady. Holstein cows sold steady. Holstein bulls sold steady. Cattle receipts were 4,000 head.

Tri State Livestock Auction - Bridgeport, NE
Week Ending 10/18
Total Receipts: 4,000
Cattle: 4,000

Last Reported: 6,000
Cattle: 6,000

Cattle receipts were 6,000 head. Steer and heifer calves sold 10-20 cts lower on limited comparisons. Feeder cattle sold steady to 10 cts higher on limited comparisons. Cows and bulls sold steady.

Farmers & Ranchers Livestock - Dublin GA
Week Ending 10/18
Total Receipts: 5,000
Cattle: 5,000

Last Reported: 6,000
Cattle: 6,000

Cattle receipts were 6,000 head. Steer and heifer calves sold 10-20 cts lower on limited comparisons. Feeder cattle sold steady to 10 cts higher on limited comparisons. Cows and bulls sold steady.

Farmers Livestock Commission - Series Cuthbert
Week Ending 10/18
Total Receipts: 5,000
Cattle: 5,000

Compared to last week, Feeder steers weighing under 300 lb sold steady to 5.00 lower and heifers sold steady to 5.00 higher. Feeder steers 300-400 lb sold steady to 5.00 lower and heifers sold steady to 5.00 higher. Feeder steers 400-500 lb sold steady to 5.00 lower and heifers sold steady to 5.00 higher. Feeder steers 500-700 lb sold steady to 5.00 higher and heifers sold steady to 5.00 lower. Feeder steers weighing over 700 lb sold steady to 5.00 higher and heifers sold steady to 5.00 lower. Holstein steers sold steady. Holstein heifers sold steady. Holstein cows sold steady. Holstein bulls sold steady. Cattle receipts were 5,000 head.

Fremont Livestock Auction - Fremont NE
Week Ending 10/18
Total Receipts: 5,000
Cattle: 5,000

Steers sold 5-10 cents higher. Heifers sold steady. Cows sold steady to 5 cents higher. Feeder cattle sold steady to 5 cents higher.

Gretna Sale Barn - Gretna NE
Week Ending 10/18
Total Receipts: 5,000
Cattle: 5,000

Steers sold steady to 5 cents higher. Heifers sold steady. Cows sold steady to 5 cents higher. Feeder cattle sold steady to 5 cents higher.

Lexington Livestock Commission Market - Lexington, NE
Week Ending 10/18
Total Receipts: 5,000
Cattle: 5,000

Last Reported: 6,000
Cattle: 6,000

Cattle receipts were 6,000 head. Steer and heifer calves sold 10-20 cts lower on limited comparisons. Feeder cattle sold steady to 10 cts higher on limited comparisons. Cows and bulls sold steady.

Nebraska Livestock Auction - Omaha NE
Week Ending 10/18
Total Receipts: 5,000
Cattle: 5,000

Steers sold 5-10 cents higher. Heifers sold steady. Cows sold steady to 5 cents higher. Feeder cattle sold steady to 5 cents higher.

Sandhills Livestock Market - Valentine, NE
Week Ending 10/18
Total Receipts: 5,000
Cattle: 5,000

Steers sold 5-10 cents higher. Heifers sold steady. Cows sold steady to 5 cents higher. Feeder cattle sold steady to 5 cents higher.

Sioux Falls Regional Livestock Market - Worthing SD
Week Ending 10/18
Total Receipts: 5,000
Cattle: 5,000

Steers sold 5-10 cents higher. Heifers sold steady. Cows sold steady to 5 cents higher. Feeder cattle sold steady to 5 cents higher.

Tri State Livestock Auction - Bridgeport, NE
Week Ending 10/18
Total Receipts: 5,000
Cattle: 5,000

Last Reported: 7,000
Cattle: 7,000

Cattle receipts were 7,000 head. Steer and heifer calves sold 10-20 cts lower on limited comparisons. Feeder cattle sold steady to 10 cts higher on limited comparisons. Cows and bulls sold steady.

Cattleman's Livestock Auction - Series Yuma MT
Week Ending 10/18
Total Receipts: 6,000
Cattle: 6,000

Compared to last week, Feeder steers weighing under 300 lb sold steady to 5.00 lower and heifers sold steady to 5.00 higher. Feeder steers 300-400 lb sold steady to 5.00 lower and heifers sold steady to 5.00 higher. Feeder steers 400-500 lb sold steady to 5.00 lower and heifers sold steady to 5.00 higher. Feeder steers 500-700 lb sold steady to 5.00 higher and heifers sold steady to 5.00 lower. Feeder steers weighing over 700 lb sold steady to 5.00 higher and heifers sold steady to 5.00 lower. Holstein steers sold steady. Holstein heifers sold steady. Holstein cows sold steady. Holstein bulls sold steady. Cattle receipts were 6,000 head.

Dodge City Livestock Commission - Dodge City, KS
Week Ending 10/18
Total Receipts: 6,000
Cattle: 6,000

Compared to the last special two weeks ago, steer calves weighing 400-500 lbs sold steady to 5.00 lower and heifers sold steady to 5.00 higher. Steer calves weighing 500-700 lbs sold steady to 5.00 higher and heifers sold steady to 5.00 lower. Steers 300-400 lb steady to 5.00 lower and heifers sold steady to 5.00 higher. Holstein steers sold steady. Holstein heifers sold steady. Holstein cows sold steady. Holstein bulls sold steady. Cattle receipts were 6,000 head.

Fort Dodge Livestock Commission - Fort Dodge, IA
Week Ending 10/18
Total Receipts: 6,000
Cattle: 6,000

Compared to last week, steer calves weighing 400-500 lbs sold steady to 5.00 lower and heifers sold steady to 5.00 higher. Steer calves weighing 500-700 lbs sold steady to 5.00 higher and heifers sold steady to 5.00 lower. Steers 300-400 lb sold steady to 5.00 lower and heifers sold steady to 5.00 higher. Holstein steers sold steady. Holstein heifers sold steady. Holstein cows sold steady. Holstein bulls sold steady. Cattle receipts were 6,000 head.

Lancaster Livestock Market - Lancaster, SC
Week Ending 10/18
Total Receipts: 6,000
Cattle: 6,000

Last Reported: 6,000
Cattle: 6,000

Cattle receipts were 6,000 head. Steer and heifer calves sold 10-20 cts lower on limited comparisons. Feeder cattle sold steady to 10 cts higher on limited comparisons. Cows and bulls sold steady.

Southern Livestock Commission - Bowling Green, MO
Week Ending 10/18
Total Receipts: 6,000
Cattle: 6,000

Compared to the last special two weeks ago, steer calves weighing 400-500 lbs sold steady to 5.00 lower and heifers sold steady to 5.00 higher. Steer calves weighing 500-700 lbs sold steady to 5.00 higher and heifers sold steady to 5.00 lower. Steers 300-400 lb steady to 5.00 lower and heifers sold steady to 5.00 higher. Holstein steers sold steady. Holstein heifers sold steady. Holstein cows sold steady. Holstein bulls sold steady. Cattle receipts were 6,000 head.

Tri State Livestock Auction - Bridgeport, NE
Week Ending 10/18
Total Receipts: 6,000
Cattle: 6,000

Last Reported: 8,000
Cattle: 8,000

Cattle receipts were 8,000 head. Steer and heifer calves sold 10-20 cts lower on limited comparisons. Feeder cattle sold steady to 10 cts higher on limited comparisons. Cows and bulls sold steady.

Farmers & Ranchers Livestock - Dublin GA
Week Ending 10/18
Total Receipts: 7,000
Cattle: 7,000

Last Reported: 8,000
Cattle: 8,000

Cattle receipts were 8,000 head. Steer and heifer calves sold 10-20 cts lower on limited comparisons. Feeder cattle sold steady to 10 cts higher on limited comparisons. Cows and bulls sold steady.

Farmers Livestock Commission - Series Cuthbert
Week Ending 10/18
Total Receipts: 7,000
Cattle: 7,000

Compared to last week, Feeder steers weighing under 300 lb sold steady to 5.00 lower and heifers sold steady to 5.00 higher. Feeder steers 300-400 lb sold steady to 5.00 lower and heifers sold steady to 5.00 higher. Feeder steers 400-500 lb sold steady to 5.00 lower and heifers sold steady to 5.00 higher. Feeder steers 500-700 lb sold steady to 5.00 higher and heifers sold steady to 5.00 lower. Feeder steers weighing over 700 lb sold steady to 5.00 higher and heifers sold steady to 5.00 lower. Holstein steers sold steady. Holstein heifers sold steady. Holstein cows sold steady. Holstein bulls sold steady. Cattle receipts were 7,000 head.

Fremont Livestock Auction - Fremont NE
Week Ending 10/18
Total Receipts: 7,000
Cattle: 7,000

Steers sold 5-10 cents higher. Heifers sold steady. Cows sold steady to 5 cents higher. Feeder cattle sold steady to 5 cents higher.

Gretna Sale Barn - Gretna NE
Week Ending 10/18
Total Receipts: 7,000
Cattle: 7,000

Steers sold steady to 5 cents higher. Heifers sold steady. Cows sold steady to 5 cents higher. Feeder cattle sold steady to 5 cents higher.

Lexington Livestock Market - Lexington, NE
Week Ending 10/18
Total Receipts: 7,000
Cattle: 7,000

Last Reported: 8,000
Cattle: 8,000

Cattle receipts were 8,000 head. Steer and heifer calves sold 10-20 cts lower on limited comparisons. Feeder cattle sold steady to 10 cts higher on limited comparisons. Cows and bulls sold steady.

Nebraska Livestock Auction - Omaha NE
Week Ending 10/18
Total Receipts: 7,000
Cattle: 7,000

Steers sold 5-10 cents higher. Heifers sold steady. Cows sold steady to 5 cents higher. Feeder cattle sold steady to 5 cents higher.

Sandhills Livestock Market - Valentine, NE
Week Ending 10/18
Total Receipts: 7,000
Cattle: 7,000

Steers sold 5-10 cents higher. Heifers sold steady. Cows sold steady to 5 cents higher. Feeder cattle sold steady to 5 cents higher.

Sioux Falls Regional Livestock Market - Worthing SD
Week Ending 10/18
Total Receipts: 7,000
Cattle: 7,000

Steers sold 5-10 cents higher. Heifers sold steady. Cows sold steady to 5 cents higher. Feeder cattle sold steady to 5 cents higher.

Tri State Livestock Auction - Bridgeport, NE
Week Ending 10/18
Total Receipts: 7,000
Cattle: 7,000

Last Reported: 9,000
Cattle: 9,000

Cattle receipts were 9,000 head. Steer and heifer calves sold 10-20 cts lower on limited comparisons. Feeder cattle sold steady to 10 cts higher on limited comparisons. Cows and bulls sold steady.

Cattleman's Livestock Auction - Series Yuma MT
Week Ending 10/18
Total Receipts: 8,000
Cattle: 8,000

Compared to last week, Feeder steers weighing under 300 lb sold steady to 5.00 lower and heifers sold steady to 5.00 higher. Feeder steers 300-400 lb sold steady to 5.00 lower and heifers sold steady to 5.00 higher. Feeder steers 400-500 lb sold steady to 5.00 lower and heifers sold steady to 5.00 higher. Feeder steers 500-700 lb sold steady to 5.00 higher and heifers sold steady to 5.00 lower. Feeder steers weighing over 700 lb sold steady to 5.00 higher and heifers sold steady to 5.00 lower. Holstein steers sold steady. Holstein heifers sold steady. Holstein cows sold steady. Holstein bulls sold steady. Cattle receipts were 8,000 head.

Dodge City Livestock Commission - Dodge City, KS
Week Ending 10/18
Total Receipts: 8,000
Cattle: 8,000

Compared to the last special two weeks ago, steer calves weighing 400-500 lbs sold steady to 5.00 lower and heifers sold steady to 5.00 higher. Steer calves weighing 500-700 lbs sold steady to 5.00 higher and heifers sold steady to 5.00 lower. Steers 300-400 lb steady to 5.00 lower and heifers sold steady to 5.00 higher. Holstein steers sold steady. Holstein heifers sold steady. Holstein cows sold steady. Holstein bulls sold steady. Cattle receipts were 8,000 head.

Fort Dodge Livestock Commission - Fort Dodge, IA
Week Ending 10/18
Total Receipts: 8,000
Cattle: 8,000

Compared to last week, steer calves weighing 400-500 lbs sold steady to 5.00 lower and heifers sold steady to 5.00 higher. Steer calves weighing 500-700 lbs sold steady to 5.00 higher and heifers sold steady to 5.00 lower. Steers 300-400 lb sold steady to 5.00 lower and heifers sold steady to 5.00 higher. Holstein steers sold steady. Holstein heifers sold steady. Holstein cows sold steady. Holstein bulls sold steady. Cattle receipts were 8,000 head.

Lancaster Livestock Market - Lancaster, SC
Week Ending 10/18
Total Receipts: 8,000
Cattle: 8,000

Last Reported: 8,000
Cattle: 8,000

Cattle receipts were 8,000 head. Steer and heifer calves sold 10-20 cts lower on limited comparisons. Feeder cattle sold steady to 10 cts higher on limited comparisons. Cows and bulls sold steady.

Southern Livestock Commission - Bowling Green, MO
Week Ending 10/18
Total Receipts: 8,000
Cattle: 8,000

Compared to the last special two weeks ago, steer calves weighing 400-500 lbs sold steady to 5.00 lower and heifers sold steady to 5.00 higher. Steer calves weighing 500-700 lbs sold steady to 5.00 higher and heifers sold steady to 5.00 lower. Steers 300-400 lb steady to 5.00 lower and heifers sold steady to 5.00 higher. Holstein steers sold steady. Holstein heifers sold steady. Holstein cows sold steady. Holstein bulls sold steady. Cattle receipts were 8,000 head.

Tri State Livestock Auction - Bridgeport, NE
Week Ending 10/18
Total Receipts: 8,000
Cattle: 8,000

Last Reported: 10,000
Cattle: 10,000

Cattle receipts were 10,000 head. Steer and heifer calves sold 10-20 cts lower on limited comparisons. Feeder cattle sold steady to 10 cts higher on limited comparisons. Cows and bulls sold steady.

Farmers & Ranchers Livestock - Dublin GA
Week Ending 10/18
Total Receipts: 9,000
Cattle: 9,000

Last Reported: 10,000
Cattle: 10,000

Cattle receipts were 10,000 head. Steer and heifer calves sold 10-20 cts lower on limited comparisons. Feeder cattle sold steady to 10 cts higher on limited comparisons. Cows and bulls sold steady.

Farmers Livestock Commission - Series Cuthbert
Week Ending 10/18
Total Receipts: 9,000
Cattle: 9,000

Compared to last week, Feeder steers weighing under 300 lb sold steady to 5.00 lower and heifers sold steady to 5.00 higher. Feeder steers 300-400 lb sold steady to 5.00 lower and heifers sold steady to 5.00 higher. Feeder steers 400-500 lb sold steady to 5.00 lower and heifers sold steady to 5.00 higher. Feeder steers 500-700 lb sold steady to 5.00 higher and heifers sold steady to 5.00 lower. Feeder steers weighing over 700 lb sold steady to 5.00 higher and heifers sold steady to 5.00 lower. Holstein steers sold steady. Holstein heifers sold steady. Holstein cows sold steady. Holstein bulls sold steady. Cattle receipts were 9,000 head.

Fremont Livestock Auction - Fremont NE
Week Ending 10/18
Total Receipts: 9,000
Cattle: 9,000

Steers sold 5-10 cents higher. Heifers sold steady. Cows sold steady to 5 cents higher. Feeder cattle sold steady to 5 cents higher.

Gretna Sale Barn - Gretna NE
Week Ending 10/18
Total Receipts: 9,000
Cattle: 9,000

Steers sold steady to 5 cents higher. Heifers sold steady. Cows sold steady to 5 cents higher. Feeder cattle sold steady to 5 cents higher.

Lexington Livestock Commission Market - Lexington, NE
Week Ending 10/18
Total Receipts: 9,000
Cattle: 9,000

Last Reported: 10,000
Cattle: 10,000

Cattle receipts were 10,000 head. Steer and heifer calves sold 10-20 cts lower on limited comparisons. Feeder cattle sold steady to 10 cts higher on limited comparisons. Cows and bulls sold steady.

Nebraska Livestock Auction - Omaha NE
Week Ending 10/18
Total Receipts: 9,000
Cattle: 9,000

Steers sold 5-10 cents higher. Heifers sold steady. Cows sold steady to 5 cents higher. Feeder cattle sold steady to 5 cents higher.

Sandhills Livestock Market - Valentine, NE
Week Ending 10/18
Total Receipts: 9,000
Cattle: 9,000

Steers sold 5-10 cents higher. Heifers sold steady. Cows sold steady to 5 cents higher. Feeder cattle sold steady to 5 cents higher.

Sioux Falls Regional Livestock Market - Worthing SD
Week Ending 10/18
Total Receipts: 9,000
Cattle: 9,000

Steers sold 5-10 cents higher. Heifers sold steady. Cows sold steady to 5 cents higher. Feeder cattle sold steady to 5 cents higher.

Tri State Livestock Auction - Bridgeport, NE
Week Ending 10/18
Total Receipts: 9,000
Cattle: 9,000

Last Reported: 11,000
Cattle: 11,000

Cattle receipts were 11,000 head. Steer and heifer calves sold 10-20 cts lower on limited comparisons. Feeder cattle sold steady to 10 cts higher on limited comparisons. Cows and bulls sold steady.

Cattleman's Livestock Auction - Series Yuma MT
Week Ending 10/18
Total Receipts: 10,000
Cattle: 10,000

Compared to last week, Feeder steers weighing under 300 lb sold steady to 5.00 lower and heifers sold steady to 5.00 higher. Feeder steers 300-400 lb sold steady to 5.00 lower and heifers sold steady to 5.00 higher. Feeder steers 400-500 lb sold steady to 5.00 lower and heifers sold steady to 5.00 higher. Feeder steers 500-700 lb sold steady to 5.00 higher and heifers sold steady to 5.00 lower. Feeder steers weighing over 700 lb sold steady to 5.00 higher and heifers sold steady to 5.00 lower. Holstein steers sold steady. Holstein heifers sold steady. Holstein cows sold steady. Holstein bulls sold steady. Cattle receipts were 10,000 head.

Dodge City Livestock Commission - Dodge City, KS
Week Ending 10/18
Total Receipts: 10,000
Cattle: 10,000

Compared to the last special two weeks ago, steer calves weighing 400-500 lbs sold steady to 5.00 lower and heifers sold steady to 5.00 higher. Steer calves weighing 500-700 lbs sold steady to 5.00 higher and heifers sold steady to 5.00 lower. Steers 300-400 lb steady to 5.00 lower and heifers sold steady to 5.00 higher. Holstein steers sold steady. Holstein heifers sold steady. Holstein cows sold steady. Holstein bulls sold steady. Cattle receipts were 10,000 head.

Fort Dodge Livestock Commission - Fort Dodge, IA
Week Ending 10/18
Total Receipts: 10,000
Cattle: 10,000

Compared to last week, steer calves weighing 400-500 lbs sold steady to 5.00 lower and heifers sold steady to 5.00 higher. Steer calves weighing 500-700 lbs sold steady to 5.00 higher and heifers sold steady to 5.00 lower. Steers 300-400 lb sold steady to 5.00 lower and heifers sold steady to 5.00 higher. Holstein steers sold steady. Holstein heifers sold steady. Holstein cows sold steady. Holstein bulls sold steady. Cattle receipts were 10,000 head.

Lancaster Livestock Market - Lancaster, SC
Week Ending 10/18
Total Receipts: 10,000
Cattle: 10,000

Last Reported: 10,000
Cattle: 10,000

Cattle receipts were 10,000 head. Steer and heifer calves sold 10-20 cts lower on limited comparisons. Feeder cattle sold steady to 10 cts higher on limited comparisons. Cows and bulls sold steady.

Southern Livestock Commission - Bowling Green, MO
Week Ending 10/18
Total Receipts: 10,000
Cattle: 10,000

Compared to the last special two weeks ago, steer calves weighing 400-500 lbs sold steady to 5.00 lower and heifers sold steady to 5.00 higher. Steer calves weighing 500-700 lbs sold steady to 5.00 higher and heifers sold steady to 5.00 lower. Steers 300-400 lb steady to 5.00 lower and heifers sold steady to 5.00 higher. Holstein steers sold steady. Holstein heifers sold steady. Holstein cows sold steady. Holstein bulls sold steady. Cattle receipts were 10,000 head.

Tri State Livestock Auction - Bridgeport, NE
Week Ending 10/18
Total Receipts: 10,000
Cattle: 10,000

Last Reported: 12,000
Cattle: 12,000

Cattle receipts were 12,000 head. Steer and heifer calves sold 10-20 cts lower on limited comparisons. Feeder cattle sold steady to 10 cts higher on limited comparisons. Cows and bulls sold steady.

* Contents

Weekly Average of Weekly Averages - Click on a state name chart

Colorado Direct Cattle Report
Week Ending 10/18
Total Receipts: 1,000

Fed cattle sold steady. Feeder cattle did not have enough comparable sales to established a trend. Demand was good for all classes. Supply included 100% Colorado origin. Compared to last week, Feeder steers 300-400 lb sold steady. Feeder steers 500-600 lb sold steady. Feeder heifers 300-400 lb sold steady. Feeder heifers 500-600 lb sold steady. Cattle receipts were 1,000 head.

Nebraska Direct Cattle Report
Week Ending 10/18
Total Receipts: 1,000

Compared to last week, Feeder steers 300-400 lb sold steady. Feeder steers 500-600 lb sold steady. Feeder heifers 300-400 lb sold steady. Feeder heifers 500-600 lb sold steady. Cattle receipts were 1,000 head.

Kansas Direct Feeder Cattle Report
Week Ending 10/18
Total Receipts: 1,000

Compared to last week, Feeder steers 300-400 lb sold steady. Feeder steers 500-600 lb sold steady. Feeder heifers 300-400 lb sold steady. Feeder heifers 500-600 lb sold steady. Cattle receipts were 1,000 head.

Nebraska Direct Cattle Report
Week Ending 10/18
Total Receipts: 2,000

Compared to last week, Feeder steers 300-400 lb sold steady. Feeder steers 500-600 lb sold steady. Feeder heifers 300-400 lb sold steady. Feeder heifers 500-600 lb sold steady. Cattle receipts were 2,000 head.

Kansas Direct Feeder Cattle Report
Week Ending 10/18
Total Receipts: 2,000

Compared to