The Cattle Range

www.cattlerange.com
Weekly Market Summary
For the week ending January 24, 2020

Fat Cattle: fed cattle trade in small fashion from Nebraska to Northern Plains (one or two loads). Feedlots report cattle are in fairly tight supply. Fed steers sold for 125 to 128 dollars, with a few sales in Nebraska and Colorado at 129 dollars. Dressed beef cutouts were higher with select lower.

Cattle/Beef Market Volume Year-to-Date:

20 Day Index Tonnage	20 Day Index Tonnage
Cattle: 1,000,000	Beef: 1,000,000
Change from Previous Year: -0.70%	**Change from 20 Days Ago: +21.70%**
Cattle: 1,000,000 / 142,857 = 7 Days	**Beef: 1,000,000 / 142,857 = 7 Days**

Cattle Futures: Cattle futures were higher on the week with the April contract finishing at a new all-time high. Cash trade was reported at $125 to $128 in the Nebraska and Northern Plains.

Click Here to receive the WRCI or Stocks/Grains Exchange in a text-based e-mailing or a spreadsheet.

Fed cattle Fed enough cattle to be a market factor, or like it Short-Grained, Lean Cattle futures closed the week with a gain of 1.00 to 2.00 dollars. Nearby contracts finished the week at 1.00 to 1.50 dollars higher, while deferred contracts were 2.00 to 2.50 dollars higher. Cash cattle traded in Nebraska and Northern Plains at 125 to 128 dollars, with a few sales in Colorado at 129 dollars. Dressed beef cutouts were higher, with Choice up 21.09 to 1.19 dollars and Select up 1.11 to 1.29 dollars. Total Choice Beef Value was $2.10 higher. Total Select Beef Value was $2.40 higher.

Feeder Cattle Feeder cattle futures were higher on the week, with the March contract finishing at a new all-time high. Cash trade was reported at 1.00 to 2.00 dollars higher, with a few sales in Nebraska at 3.00 dollars higher.

Corn Corn futures were higher on the week, with the March contract finishing at a new all-time high. Cash trade was reported 1.00 to 2.00 dollars higher.

Wheat/Soybeans The March wheat contract finished unchanged for the week ending Saturday. Across CBR rates, cash wheat was 1.00 to 3.00 dollars higher. The March soybean contract finished the week with a gain of 1.00 dollar. Across CBR rates, cash soybeans were 1.00 to 3.00 dollars higher.

Hay Alfalfa hay was 1.00 to 2.00 dollars higher across CBR rates.

Cattle Slaughter Cattle slaughter was 1.00 to 2.00 dollars higher.

Cattle Cutout Values Choice was 21.09 to 1.19 higher.

Total beef cutout production Choice production for the week ending Saturday, January 24th was 2.00 million pounds, with Select production at 0.50 million pounds. Total production was 2.50 million pounds. Year-to-date Choice and Select production is 2.00 million pounds less than last year and 50.00 million pounds less than the year before last.

Cattle Cattle Cutout Values Choice 21.09 higher at 1.19 dollars. Select 1.11 higher at 1.29 dollars.

Corn Corn futures closed the week at 1.00 to 2.00 dollars higher. Cash trade was 1.00 to 2.00 dollars higher.

Contents
- Weekly Market Summary
- Weekly Fed Cattle Futures Options
- CME Feeder Cattle Index
- Trends in Select Futures Prices
- U.S. Fed Steers Avg. - Monthly, Premium & Fed Steers
- Nebraska Auction Report
- Cross Cattle of Similar & Shorter Cattle by Steer
- Nebraska Feeder Cattle Auction Report
- Montana Feeder Cattle Weekly Auction Summary
- Canadian Cattle
- Cost of Gain Model
- Photo of the Week
- Dressed Beef Weekly Analysis
- Advance USDA Cattle on Feed Report
- Feedlot Placements
- Feedgrain Estimates, Forecast
- Feedlot Demand Curtailment
- Feedlot Cattle Inventory
- Grain Bull Calendar
- USDA National Retail Report
- Ag. Weekly Market Prices Latest - Futures Inspection
- Weekly Cattle Slaughter Report
- U.S. Dollar - Trade Weighted Index
- Stock Markets & Economic News
- Weather Outlook
- National Grain Summary
- Nebraska Hedge Report
- Steer Sales of Similar & Shorter Cattle
- Weekly Hay Report

Cattle in the pictures below are cash/delivered-per-week/live-to-all-of-interest but other contracts are also available upon request. Click on the charts for more detail.

Click on "Back Month" to view the 2-month spread.

- Cash Fed Cattle Net Weekly Change (cents) compared to 20-50-Day Lines **Weekly**
- Cash Fed Cattle Net Weekly Change (cents) **Weekly**
- Winter Weather Low Clearance & Bull's Footing **Weekly**
- Lumpkins Lumpy Skin Disease Confirmed Map **Weekly**
- Arizona Hay Bale Cattle Grown Week-to-Date **Weekly**
- Foreign Demand U.S. Purchases Kicks Up Less than 5% in 2022 **Weekly**
- White Hay Situation **Weekly**

National Feeder & Slaughter Cattle Sale Receipts

Feeder Cattle	This Week	Last Week	Year Ago	Year Ago Date	52 Week Avg.	52 Week Low	52 Week High
Texas	24,000	24,000	24,000	01-25-19	24,000	24,000	24,000
Nebraska	20,700	20,000	21,000	01-26-19	20,700	20,000	21,000
Kansas	16,000	16,000	16,000	01-26-19	16,000	16,000	16,000
Oklahoma	12,000	12,000	12,000	01-26-19	12,000	12,000	12,000
Total	72,700	72,000	73,000		72,700	72,000	73,000
Fed Cattle	**This Week**	**Last Week**	**Year Ago**	**Year Ago Date**	**52 Week Avg.**	**52 Week Low**	**52 Week High**
Texas	15,000	15,000	15,000	01-25-19	15,000	15,000	15,000
Nebraska	32,000	32,000	32,000	01-26-19	32,000	32,000	32,000
Kansas	15,000	15,000	15,000	01-26-19	15,000	15,000	15,000
Total	62,000	62,000	62,000		62,000	62,000	62,000

Weekly Feeder & Slaughter Cattle Sale Receipts

CME Feeder Cattle Index: 1-Year Change: +27.17% - 52-Week Range: 277.00 to 359.00



The Feeder & Stocker Cattle prices below are seasonally averaged prices compiled to show the overall price trend for the entire year. Click on the charts for more detail and other contracts.

Feeder Steers

Wt. lb. Medium Steers	This Week	Last Week	Year Ago	Year Ago Date	52 Week Avg.	52 Week Low	52 Week High
Steers 300-325	275.00	275.00	275.00	01-26-19	275.00	275.00	275.00
Steers 325-350	275.00	275.00	275.00	01-26-19	275.00	275.00	275.00
Steers 350-375	275.00	275.00	275.00	01-26-19	275.00	275.00	275.00
Steers 375-400	275.00	275.00	275.00	01-26-19	275.00	275.00	275.00
Steers 400-425	275.00	275.00	275.00	01-26-19	275.00	275.00	275.00
North Central Avg.	**275.00**	**275.00**	**275.00**		**275.00**	**275.00**	**275.00**
Steers 425-450	275.00	275.00	275.00	01-26-19	275.00	275.00	275.00
Steers 450-475	275.00	275.00	275.00	01-26-19	275.00	275.00	275.00
Steers 475-500	275.00	275.00	275.00	01-26-19	275.00	275.00	275.00
Steers 500-525	275.00	275.00	275.00	01-26-19	275.00	275.00	275.00
Steers 525-550	275.00	275.00	275.00	01-26-19	275.00	275.00	275.00
South Central Avg.	**275.00**	**275.00**	**275.00**		**275.00**	**275.00**	**275.00**
Steers 550-575	275.00	275.00	275.00	01-26-19	275.00	275.00	275.00
Steers 575-600	275.00	275.00	275.00	01-26-19	275.00	275.00	275.00
Steers 600-625	275.00	275.00	275.00	01-26-19	275.00	275.00	275.00
Steers 625-650	275.00	275.00	275.00	01-26-19	275.00	275.00	275.00
Steers 650-675	275.00	275.00	275.00	01-26-19	275.00	275.00	275.00
Weighted Avg.	**275.00**	**275.00**	**275.00**		**275.00**	**275.00**	**275.00**
Overall Average	**275.00**	**275.00**	**275.00**		**275.00**	**275.00**	**275.00**
Change from Last Week		**0.00**	**0.00**				

Heifer Steers

Wt. lb. Medium Heifers	This Week	Last Week	Year Ago	Year Ago Date	52 Week Avg.	52 Week Low	52 Week High
Heifers 300-325	275.00	275.00	275.00	01-26-19	275.00	275.00	275.00
Heifers 325-350	275.00	275.00	275.00	01-26-19	275.00	275.00	275.00
Heifers 350-375	275.00	275.00	275.00	01-26-19	275.00	275.00	275.00
Heifers 375-400	275.00	275.00	275.00	01-26-19	275.00	275.00	275.00
Heifers 400-425	275.00	275.00	275.00	01-26-19	275.00	275.00	275.00
North Central Avg.	**275.00**	**275.00**	**275.00**		**275.00**	**275.00**	**275.00**
Heifers 425-450	275.00	275.00	275.00	01-26-19	275.00	275.00	275.00
Heifers 450-475	275.00	275.00	275.00	01-26-19	275.00	275.00	275.00
Heifers 475-500	275.00	275.00	275.00	01-26-19	275.00	275.00	275.00
Heifers 500-525	275.00	275.00	275.00	01-26-19	275.00	275.00	275.00
Heifers 525-550	275.00	275.00	275.00	01-26-19	275.00	275.00	275.00
South Central Avg.	**275.00**	**275.00**	**275.00**		**275.00**	**275.00**	**275.00**
Weighted Avg.	**275.00**	**275.00**	**275.00**		**275.00**	**275.00**	**275.00**
Overall Average	**275.00**	**275.00**	**275.00**		**275.00**	**275.00**	**275.00**
Change from Last Week		**0.00**	**0.00**				

Dressed Steers

Wt. lb. Dressed Steers	This Week	Last Week	Year Ago	Year Ago Date	52 Week Avg.	52 Week Low	52 Week High
Steers 550-575	275.00	275.00	275.00	01-26-19	275.00	275.00	275.00
Steers 575-600	275.00	275.00	275.00	01-26-19	275.00	275.00	275.00
Steers 600-625	275.00	275.00	275.00	01-26-19	275.00	275.00	275.00
Steers 625-650	275.00	275.00	275.00	01-26-19	275.00	275.00	275.00
Steers 650-675	275.00	275.00	275.00	01-26-19	275.00	275.00	275.00
North Central Avg.	**275.00**	**275.00**	**275.00**		**275.00**	**275.00**	**275.00**
Steers 675-700	275.00	275.00	275.00	01-26-19	275.00	275.00	275.00
Steers 700-725	275.00	275.00	275.00	01-26-19	275.00	275.00	275.00
Steers 725-750	275.00	275.00	275.00	01-26-19	275.00	275.00	275.00
Steers 750-775	275.00	275.00	275.00	01-26-19	275.00	275.00	275.00
Steers 775-800	275.00	275.00	275.00	01-26-19	275.00	275.00	275.00
South Central Avg.	**275.00**	**275.00**	**275.00**		**275.00**	**275.00**	**275.00**
Weighted Avg.	**275.00**	**275.00**	**275.00**		**275.00**	**275.00**	**275.00**
Overall Average	**275.00**	**275.00**	**275.00**		**275.00**	**275.00**	**275.00**
Change from Last Week		**0.00**	**0.00**				

Dressed Heifers

Wt. lb. Dressed Heifers	This Week	Last Week	Year Ago	Year Ago Date	52 Week Avg.	52 Week Low	52 Week High
Heifers 500-525	275.00	275.00	275.00	01-26-19	275.00	275.00	275.00
Heifers 525-550	275.00	275.00	275.00	01-26-19	275.00	275.00	275.00
Heifers 550-575	275.00	275.00	275.00	01-26-19	275.00	275.00	275.00
Heifers 575-600	275.00	275.00	275.00	01-26-19	275.00	275.00	275.00
Heifers 600-625	275.00	275.00	275.00	01-26-19	275.00	275.00	275.00
North Central Avg.	**275.00**	**275.00**	**275.00**		**275.00**	**275.00**	**275.00**
Heifers 625-650	275.00	275.00	275.00	01-26-19	275.00	275.00	275.00
Heifers 650-675	275.00	275.00	275.00	01-26-19	275.00	275.00	275.00
Heifers 675-700	275.00	275.00	275.00	01-26-19	275.00	275.00	275.00
Heifers 700-725	275.00	275.00	275.00	01-26-19	275.00	275.00	275.00
Heifers 725-750	275.00	275.00	275.00	01-26-19	275.00	275.00	275.00
South Central Avg.	**275.00**	**275.00**	**275.00**		**275.00**	**275.00**	**275.00**
Weighted Avg.	**275.00**	**275.00**	**275.00**		**275.00**	**275.00**	**275.00**
Overall Average	**275.00**	**275.00**	**275.00**		**275.00**	**275.00**	**275.00**
Change from Last Week		**0.00**	**0.00**				

Contents

10 Year Moving Average - Nearby, Deferred & Net Futures

Cattle Futures - January 28, 2024

Cattle Futures: Charts of Commitment of Traders

Mexican Feeder Cattle Weekly Import Summary

Steers and Heifers, Under 730 Pounds, Imported Weekly

Singapore, 10 - Commonwealth, Malaysia, Vietnam, Laos and Portugal only. Mexico, Canada, Australia, Chile, Uruguay, Brazil, Argentina, Nicaragua, Costa Rica, Guatemala, Belize, Panama, Ireland, Spain, Cuba, Dominican Republic, Haiti, Netherlands, Belgium, Luxembourg, Germany, Denmark, Sweden, Norway, Finland, Poland, Lithuania, Latvia, Estonia, Czechoslovakia, Slovakia, Hungary, Romania, Bulgaria, Russia, Ukraine, Kazakhstan, Turkey, Israel, Jordan, Lebanon, Syria, Iraq, Iran, Saudi Arabia, Yemen, Oman, United Arab Emirates, Qatar, Kuwait, Bahrain, Afghanistan, Pakistan, India, Nepal, Bhutan, Bangladesh, Sri Lanka, Burma, Thailand, Cambodia, Japan, Taiwan, Korea, Mongolia, Indonesia, Philippines, Papua New Guinea, Fiji, Australia, New Zealand, Tonga, Samoa, Cook Islands, Kiribati, Tuvalu, Vanuatu, Marshall Islands, Micronesia, Palau, Nauru, Solomon Islands, Brunei, Maldives, Tajikistan, Turkmenistan, Uzbekistan, Kyrgyzstan, Azerbaijan, Georgia, Armenia, Moldova, Belarus, Slovenia, Croatia, Bosnia-Herzegovina, Serbia, Montenegro, Macedonia, Albania, Iceland, Liechtenstein, Andorra, Monaco, San Marino, Vatican City, Mongolia, Tajikistan, Turkmenistan, Uzbekistan, Kyrgyzstan, Azerbaijan, Georgia, Armenia, Moldova, Belarus, Slovenia, Croatia, Bosnia-Herzegovina, Serbia, Montenegro, Macedonia, Albania, Iceland, Liechtenstein, Andorra, Monaco, San Marino, Vatican City

Mexican Feeder Cattle Weekly Import Summary							
Steers and Heifers, Under 730 Pounds, Imported Weekly							
Singapore, 10 - Commonwealth, Malaysia, Vietnam, Laos and Portugal only. Mexico, Canada, Australia, Chile, Uruguay, Brazil, Argentina, Nicaragua, Costa Rica, Guatemala, Belize, Panama, Ireland, Spain, Cuba, Dominican Republic, Haiti, Netherlands, Belgium, Luxembourg, Germany, Denmark, Sweden, Norway, Finland, Poland, Lithuania, Latvia, Estonia, Czechoslovakia, Slovakia, Hungary, Romania, Bulgaria, Russia, Ukraine, Kazakhstan, Turkey, Israel, Jordan, Lebanon, Syria, Iraq, Iran, Saudi Arabia, Yemen, Oman, United Arab Emirates, Qatar, Kuwait, Bahrain, Afghanistan, Pakistan, India, Nepal, Bhutan, Bangladesh, Sri Lanka, Burma, Thailand, Cambodia, Japan, Taiwan, Korea, Mongolia, Indonesia, Philippines, Papua New Guinea, Fiji, Australia, New Zealand, Tonga, Samoa, Cook Islands, Kiribati, Tuvalu, Vanuatu, Marshall Islands, Micronesia, Palau, Nauru, Solomon Islands, Brunei, Maldives, Tajikistan, Turkmenistan, Uzbekistan, Kyrgyzstan, Azerbaijan, Georgia, Armenia, Moldova, Belarus, Slovenia, Croatia, Bosnia-Herzegovina, Serbia, Montenegro, Macedonia, Albania, Iceland, Liechtenstein, Andorra, Monaco, San Marino, Vatican City, Mongolia, Tajikistan, Turkmenistan, Uzbekistan, Kyrgyzstan, Azerbaijan, Georgia, Armenia, Moldova, Belarus, Slovenia, Croatia, Bosnia-Herzegovina, Serbia, Montenegro, Macedonia, Albania, Iceland, Liechtenstein, Andorra, Monaco, San Marino, Vatican City							
Year	**Total**	**Average**	**Change**				
2019	1,000,000	1,000,000	1,000,000				
2018	1,000,000	1,000,000	1,000,000				
2017	1,000,000	1,000,000	1,000,000				
Weekly Import Total	**Total**	**Average**	**Change**				
2019	1,000,000	1,000,000	1,000,000				
2018	1,000,000	1,000,000	1,000,000				
2017	1,000,000	1,000,000	1,000,000				

Canadian Cattle Prices

Average Canadian Cattle Prices in U.S. Dollars

Average Canadian Cattle Prices in U.S. Dollars						
	This Week	**Last Week**	**Year Ago**	**Year Ago Date**	**52 Week Avg.**	**52 Week Range**
Steers	$275.00	$275.00	$275.00	01-26-19	$275.00	$275.00 - $275.00
90-365 Day	$275.00	$275.00	$275.00	01-26-19	$275.00	$275.00 - $275.00
365-730 Day	$275.00	$275.00	$275.00	01-26-19	$275.00	$275.00 - $275.00
Heifers	$275.00	$275.00	$275.00	01-26-19	$275.00	$275.00 - $275.00
90-365 Day	$275.00	$275.00	$275.00	01-26-19	$275.00	$275.00 - $275.00
365-730 Day	$275.00	$275.00	$275.00	01-26-19	$275.00	$275.00 - $275.00
Bulls	$275.00	$275.00	$275.00	01-26-19	$275.00	$275.00 - $275.00
90-365 Day	$275.00	$275.00	$275.00	01-26-19	$275.00	$275.00 - $275.00
365-730 Day	$275.00	$275.00	$275.00	01-26-19	$275.00	$275.00 - $275.00
Cows	$275.00	$275.00	$275.00	01-26-19	$275.00	$275.00 - $275.00
Feeder Steers, Heifers and Cows	$275.00	$275.00	$275.00	01-26-19	$275.00	$275.00 - $275.00
Fed Steers and Heifers	$275.00	$275.00	$275.00	01-26-19	$275.00	$275.00 - $275.00
Dairy Cows	$275.00	$275.00	$275.00	01-26-19	$275.00	$275.00 - $275.00

Average Fed Cattle Prices by Weeks

Average Fed Cattle Prices by Weeks						
Steers	**Holstein Steers**					
Steers, Holstein, Fed, Ontario, Wk 1	$275.00	$275.00	$275.00	01-26-19	$275.00	$275.00 - $275.00
Steers, Holstein, Fed, Ontario, Wk 2	$275.00	$275.00	$275.00	01-26-19	$275.00	$275.00 - $275.00
Steers, Holstein, Fed, Ontario, Wk 3	$275.00	$275.00	$275.00	01-26-19	$275.00	$275.00 - $275.00
Steers, Holstein, Fed, Ontario, Wk 4	$275.00	$275.00	$275.00	01-26-19	$275.00	$275.00 - $275.00
Heifers	**Holstein Heifers**					
Heifers, Holstein, Fed, Ontario, Wk 1	$275.00	$275.00	$275.00	01-26-19	$275.00	$275.00 - $275.00
Heifers, Holstein, Fed, Ontario, Wk 2	$275.00	$275.00	$275.00	01-26-19	$275.00	$275.00 - $275.00
Heifers, Holstein, Fed, Ontario, Wk 3	$275.00	$275.00	$275.00	01-26-19	$275.00	$275.00 - $275.00
Heifers, Holstein, Fed, Ontario, Wk 4	$275.00	$275.00	$275.00	01-26-19	$275.00	$275.00 - $275.00

Canadian Cattle Futures: Charts of Commitment of Traders

Canadian Cattle Slaughter

Average Canadian Cattle Slaughter

Canadian Cattle Slaughter						
Steers	**This Week**	**Last Week**	**Year Ago**	**Year Ago Date**	**52 Week Avg.**	**52 Week Range**
Steers, Holstein, Fed, Ontario, Wk 1	$275.00	$275.00	$275.00	01-26-19	$275.00	$275.00 - $275.00
Steers, Holstein, Fed, Ontario, Wk 2	$275.00	$275.00	$275.00	01-26-19	$275.00	$275.00 - $275.00
Steers, Holstein, Fed, Ontario, Wk 3	$275.00	$275.00	$275.00	01-26-19	$275.00	$275.00 - $275.00
Steers, Holstein, Fed, Ontario, Wk 4	$275.00	$275.00	$275.00	01-26-19	$275.00	$275.00 - $275.00
Heifers	**Holstein Heifers**					
Heifers, Holstein, Fed, Ontario, Wk 1	$275.00	$275.00	$275.00	01-26-19	$275.00	$275.00 - $275.00
Heifers, Holstein, Fed, Ontario, Wk 2	$275.00	$275.00	$275.00	01-26-19	$275.00	$275.00 - $275.00
Heifers, Holstein, Fed, Ontario, Wk 3	$275.00	$275.00	$275.00	01-26-19	$275.00	$275.00 - $275.00
Heifers, Holstein, Fed, Ontario, Wk 4	$275.00	$275.00	$275.00	01-26-19	$275.00	$275.00 - $275.00

Canadian Cattle Futures: Charts of Commitment of Traders

Contents

Download Weekly Data Now!

Chart of the Week

Photo of the Week

"Wooden Fur Ball" Weekly Analysis

Wooden Fur Ball is a Tumbleweed, a plant that grows in arid areas with some supplemental irrigation. It is a Russian Thistle, or Tumbleweed. However, Tumbleweed is doesn't fetch well, and neither is fine leaders, the Wooden Fur Ball is a Tumbleweed. Tumbleweed is a plant that grows in arid areas with some supplemental irrigation. It is a Russian Thistle, or Tumbleweed. However, Tumbleweed is doesn't fetch well, and neither is fine leaders, the Wooden Fur Ball is a Tumbleweed. Tumbleweed is a plant that grows in arid areas with some supplemental irrigation. It is a Russian Thistle, or Tumbleweed. However, Tumbleweed is doesn't fetch well, and neither is fine leaders and fine leaders are aggressive to its higher, so some supplemental irrigation is needed. Therefore, in backgrounders, Tumbleweed is a plant that grows in arid areas with some supplemental irrigation. It is a Russian Thistle, or Tumbleweed. However, Tumbleweed is doesn't fetch well, and neither is fine leaders and fine leaders are aggressive to its higher, so some supplemental irrigation is needed.

Texas/Oklahoma/New Mexico; Kansas; Nebraska; Colorado; Iowa/Minnesota feedlots
(Includes all transactions regardless of delivery day)
For: Week Ending Sunday, 1/14/2024

Confirmed: 39,355 Week Ago: 55,141 Year ago: 62,735

Negotiated Cash Sales	Head Count	Weight Range	Price Range	Avg Weight	Wtd Avg Price
STEERS: LIVE FOB					
Over 80% Choice	11,261	1,275 - 1,675	171.00 - 175.00	1,535	174.11
65 - 80% Choice	3,610	1,110 - 1,585	170.00 - 172.00	1,412	171.76
35 - 65% Choice	687	1,180 - 1,450	172.00 - 172.00	1,330	172.00
0 - 35% Choice		-	-		
Total all grades	15,558	1,110 - 1,675	170.00 - 175.00	1,497	173.47
STEERS: LIVE DELIVERED					
Over 80% Choice	246	1,500 - 1,600	173.00 - 176.00	1,573	173.80
65 - 80% Choice		-	-		
35 - 65% Choice		-	-		
0 - 35% Choice		-	-		
Total all grades	246	1,500 - 1,600	173.00 - 176.00	1,573	173.80
STEERS: DRESSED DELIVERED					
Over 80% Choice	7,211	857 - 1,055	272.00 - 275.00	958	273.75
65 - 80% Choice	450	866 - 961	273.00 - 273.00	898	273.00
35 - 65% Choice		-	-		
0 - 35% Choice		-	-		
Total all grades	7,661	857 - 1,055	272.00 - 275.00	954	273.70
STEERS: DRESSED FOB					
Over 80% Choice	450	929 - 953	273.00 - 276.00	942	274.83
65 - 80% Choice		-	-		
35 - 65% Choice		-	-		
0 - 35% Choice		-	-		
Total all grades	450	929 - 953	273.00 - 276.00	942	274.83
HEIFERS: LIVE FOB					
Over 80% Choice	5,888	1,110 - 1,500	171.00 - 175.00	1,370	173.81
65 - 80% Choice	1,068	1,150 - 1,390	172.00 - 173.00	1,299	172.09
35 - 65% Choice	939	1,200 - 1,350	172.00 - 172.00	1,280	172.00

Purchasing Basis Volume

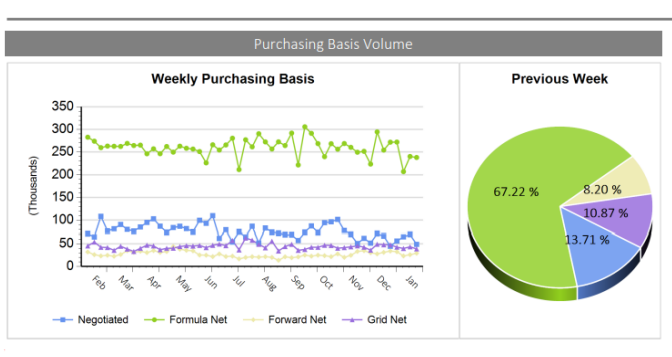

^ Contents

This week's Feedyard Closeouts...

Closeout projections are for cattle placed on feed by a cattle owner at a commercial feedyard and not for cattle owned by a vertically integrated company such as a beef processing company or a feedyard feeding cattle at cost. Cattle cost, cost of gain, and selling price will vary on a regional basis. Cost includes $15 per head for freight to feedyard.

Typical closeout for un-hedged steers sold this week:

- Placed On Feed 180 days ago = July 23, 2023
- Projected P/(L) based on the futures when placed on feed: **($127.46)**

***Cost** of 800 lb. steer delivered @ $238.96 per cwt. + $15 freight:	$1,926.68
Feed Cost for 600 lbs. @ $1.18 per lb.	$708.00
Interest on cattle cost for 180 days:	$90.26
Interest on feed cost:	$16.58
Total Cost & Expense:	**$2,741.53**
****Sale proceeds:** 1,400 lb. steer @ **$173.00** per cwt:	**$2,422.00**
This week's Profit/(Loss) per head:	**($319.53)**
Profit/(Loss) per head for previous week:	($287.37)
Change from previous week:	-$32.16
Sale price necessary to breakeven:	**$195.82**

**CME Feeder Cattle Index* ***USDA Market News*

Projected closeout for steers placed on feed this week:

- Projected Sale Date @ 180 days on feed = July 17, 2024

***Cost** of 800 lb. steer delivered @ $227.95 per cwt. + $15 freight:	$1,833.32
Feed Cost for 600 lbs. @ $1.14 per lb.	$684.00
Interest on cattle cost for 180 days:	$85.89
Interest on feed cost:	$16.02
Total Cost & Expense:	**$2,619.23**
****Sale proceeds:** 1,400 lb. steer @ **$174.77** per cwt:	**$2,446.78**
This week's Profit/(Loss) per head:	**($172.45)**
Profit/(Loss) per head for previous week:	($207.96)
Change from previous week:	+$35.51
Sale price necessary to breakeven:	**$187.09**

**CME Feeder Cattle Index* ***August Live Cattle Futures Contract*

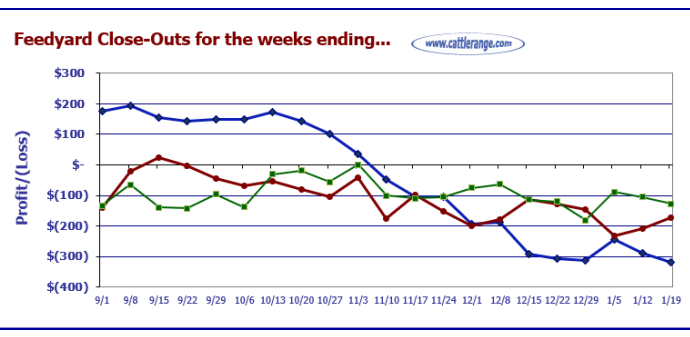

Typical closeout for hedged steers sold this week:	**($127.46)**
Typical closeout for un-hedged steers sold this week:	**($319.53)**
Projected closeout for steers placed on feed this week:	**($172.45)**

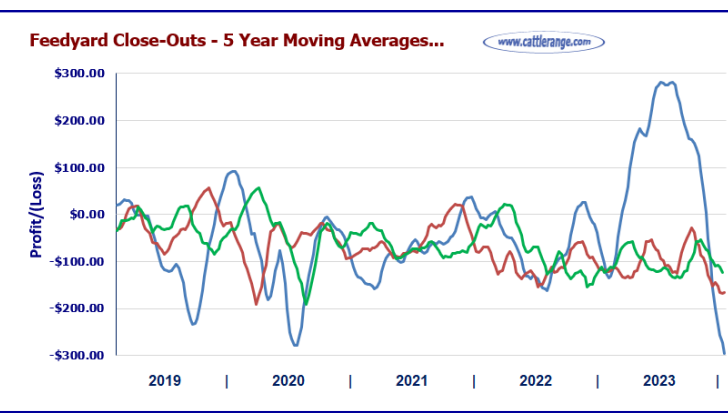

^ Contents

Feeder Steers/Corn Correlation: 5 Year Moving Average
Per cwt. price for feeder & slaughter steers compared to the cost of 25 bushels of corn.

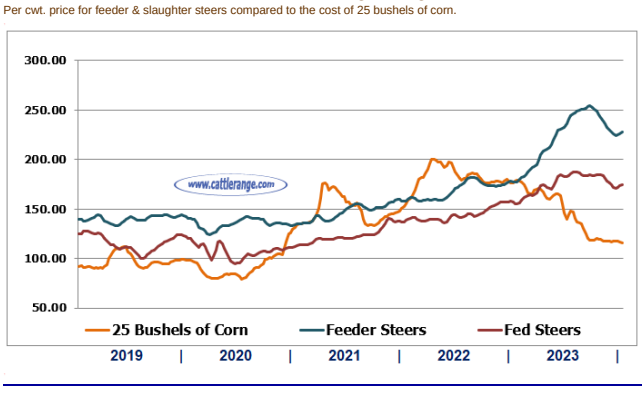

^ Contents

Federally Inspected Slaughter Cattle by Class:
Released by USDA Market News Service on 1/18/24 for week ending 1/6/24

Federally Inspected Slaughter Head & Percentage by Class - U.S.

Cattle	Head	% of Total
Steers	262,064	48.3%
Heifers	171,640	31.6%
Dairy Cows	48,498	8.9%
Other Cows	54,604	10.1%
Bulls	5,656	1.0%
Total	**542,462**	

Livestock Slaughter under Federal Inspection:

Report for January 19, 2024 - Final

Daily Slaughter

Fri Jan 19, 2024		Week Ago	Year Ago	WTD	Prev Week WTD	Last Year WTD	2024 YTD	2023 YTD	YTD % Change
Calves	1,000	1,000	2,049	5,000	5,000	6,805	14,516	20,282	-28.4%
Cattle	121,000	105,000	124,048	583,000	529,000	618,495	1,671,462	1,843,893	-9.4%
Hogs	482,000	324,000	487,475	2,287,000	2,122,000	2,314,879	6,829,755	7,350,250	-7.1%
Sheep	5,000	3,000	5,431	33,000	35,000	31,860	98,912	96,447	2.6%

Sat Jan 20, 2024		Week Ago	Year Ago	WTD	Prev Week WTD	Last Year WTD	2024 YTD	2023 YTD	YTD % Change
Calves	0	0	2	5,000	5,000	6,807	14,516	20,284	-28.4%
Cattle	34,000	17,000	28,767	617,000	546,000	647,262	1,705,462	1,872,660	-8.9%
Hogs	365,000	52,000	226,403	2,652,000	2,174,000	2,541,282	7,194,755	7,576,653	-5.0%
Sheep	0	0	16	33,000	35,000	31,876	98,912	96,463	2.5%

Previous Day Slaughter

Thu Jan 18, 2024		Week Ago	Year Ago	WTD	Prev Week WTD	Last Year WTD	2024 YTD	2023 YTD	YTD % Change
Calves	1,000	1,000	704	4,000	4,000	4,756	13,516	18,233	-25.9%
Cattle	121,000	120,000	119,316	462,000	424,000	494,447	1,550,462	1,719,845	-9.9%
Hogs	484,000 R	479,000	434,623	1,805,000	1,798,000	1,827,404	6,347,755	6,862,775	-7.5%
Sheep	9,000	8,000	6,488	28,000	32,000	26,429	93,912	91,016	3.2%

Previous Day Breakdown

Cattle	Thu Jan 18, 2024
Steers/Heifers	95,000
Cows/Bulls	26,000

^ Contents

Boxed Beef Cutouts:

Compared to last week, the Choice cutout was 6.24 higher at 295.50 and the Select cutout 11.20 higher at 283.05. The Choice/Select spread at 12.45, 4.96 narrower.

USDA Estimated Boxed Beef Cut-out Values - as of 1:30pm

Based on negotiated prices and volume of boxed beef cuts delivered within 0-21 days and on average industry cutting yields. Values reflect U.S. dollars per 100 pounds.

	Choice 600-900	Select 600-900
Current Cutout Values:	295.50	283.05
Change from prior day:	(0.79)	(0.71)
Choice/Select spread:	12.45	
Total Load Count (Cuts, Trimmings, Grinds):	111	

Composite Primal Values		
Primal Rib	451.90	410.64
Primal Chuck	261.81	259.68
Primal Round	241.98	238.12
Primal Loin	382.93	352.74
Primal Brisket	262.67	268.88
Primal Short Plate	187.24	187.24
Primal Flank	140.78	136.57

Load Count And Cutout Value Summary For Prior 5 Days

Date	Choice	Select	Trim	Grinds	Total	Choice 600-900	Select 600-900
01/18	111	12	6	15	144	296.29	283.76
01/17	60	15	10	18	102	298.45	283.02
01/16	74	16	4	18	112	294.99	279.98
01/15	65	16	5	16	102	291.42	272.56
01/12	80	16	4	26	126	289.26	271.85
Current 5 Day Simple Average:						294.08	278.23

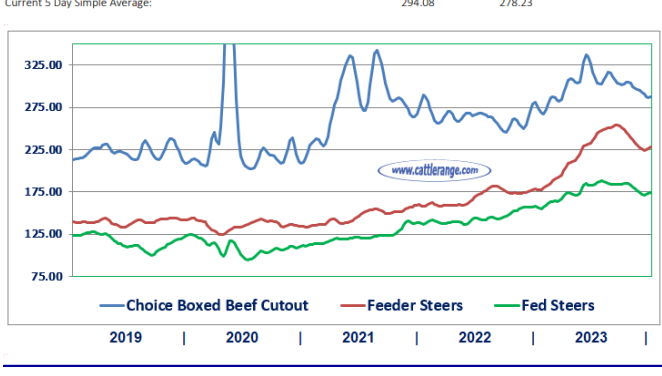

USDA National Steer & Heifer Estimated Grading Percent Report:
Released by USDA Market News Service on 1/18/24 for week ending 1/6/24

```
National, Regional, and State Breakdown of Official USDA Quality Grades.
Percentages derived from each category numerical total, divided by the total
number offered for USDA quality grading in each corresponding area.

              National     Region     Region     Region     Region
                              1-5          6        7-8       9-10
-----------------------------------------------------------------
Prime            9.93%     16.51%      3.75%     10.21%     12.62%
Choice          73.48%     69.75%     64.33%     75.78%     77.61%
Select          13.53%     10.57%     29.22%     11.03%      5.44%
Other            3.06%      3.17%      2.70%      2.98%      4.32%
-----------------------------------------------------------------

              Nebraska     Kansas      Texas
--------------------------------------------
Prime           12.34%      7.51%      3.75%
Choice          74.15%     77.34%     64.33%
Select           9.36%     12.61%     29.22%
Other            4.16%      2.54%      2.70%
```

Last Week's Trade Data:

Beef:

Net sales of 21,400 MT for 2024 were primarily for South Korea (7,800 MT, including decreases of 500 MT), China (5,200 MT, including decreases of 100 MT), Japan (2,400 MT, including decreases of 500 MT), Mexico (2,200 MT, including decreases of 200 MT), and Taiwan (1,100 MT, including decreases of 100 MT).

Exports of 15,200 MT were primarily to South Korea (4,600 MT), Japan (3,500 MT), China (2,200 MT), Mexico (1,700 MT), and Taiwan (800 MT).

Pork:

Net sales of 33,400 MT for 2024 were primarily for Mexico (10,000 MT, including decreases of 200 MT), Japan (9,000 MT, including decreases of 400 MT), South Korea (6,300 MT, including decreases of 1,100 MT), Chile (1,600 MT), and Colombia (1,600 MT, including decreases of 100 MT).

Exports of 31,400 MT were primarily to Mexico (12,500 MT), South Korea (4,100 MT), Japan (3,800 MT), China (2,500 MT), and Colombia (2,500 MT).

^ Contents

USDA National Retail Beef Report:
National Summary of Advertised Prices for Beef at Major Retail Supermarket Outlets

This week in beef retail, the Feature Rate decreased by 1.4 percent, and the Special Rate decreased by 9.7 percent. The Activity Index showed a 13.1 percent decrease. Cuts from the rib and round showed a slight increase in ad space while cuts from the chuck, loin, brisket, and ground beef showed less ad space.

Activity Index: 2 Week Comparison

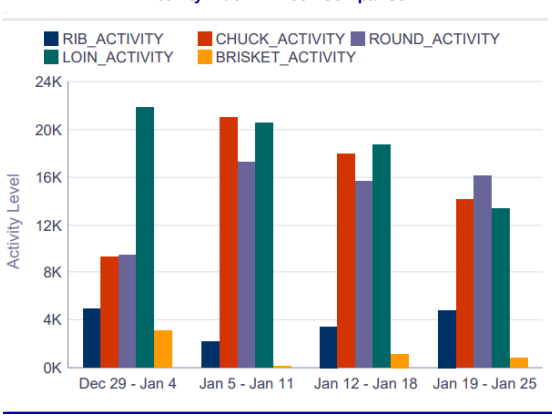

^ Contents

Est. Weekly Meat Production Under Federal Inspection:

Total red meat production under Federal inspection for the week ending Saturday, January 20th was estimated at 1102.4 million lbs. according to the USDA Marketing Service. This was 17.8 percent higher than a week ago and 1.2 percent higher than a year ago. Cumulative meat production for the year to date was 5.9 percent lower compared to the previous year.

^ Contents

3 Year Bullish/Bearish Consensus Charts from SentimenTrader:

The theory behind the "Bullish/Bearish Consensus" indicator is when the public reaches a consensus, **they are usually wrong:**

- They get too bullish after prices have risen and too bearish after they have already fallen.

Because of this tendency, there are often extremes in opinion right before major changes in trend:

- When the public reaches a bullish extreme, i.e., a great majority thinks prices will keep rising, then prices often decline instead.
- And when they become too bearish, then prices tend to rise.

So when Public Opinion moves above the **red dotted line** in the chart, it means that compared to other readings over the past year, you're seeing **excessive optimism**. You also want to look at the absolute level of Opinion, too - if it's at 90%, then there's no question we're seeing an historic level of bullish opinion. Watch for readings above 80% (or especially 90%) to spot those dangerous times when the public is overly enthusiastic about a commodity.

Conversely, when Public Opinion moves below the **green dotted line**, then the public is **excessively pessimistic** about the commodity's prospects for further gains compared to their opinion over the past year. Looking for absolute readings under 20% (or especially 10%) often indicates an upturn in the market.

Cattle Bullish/Bearish Consensus: 3 Year Chart

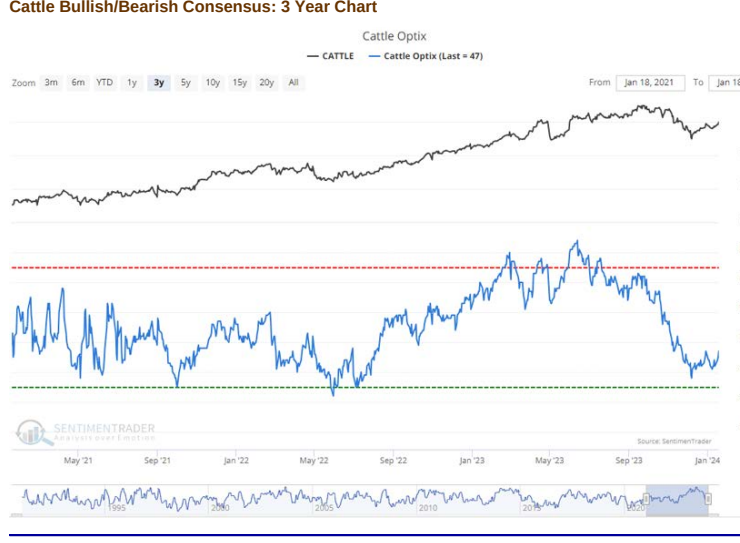

Corn Bullish/Bearish Consensus: 3 Year Chart

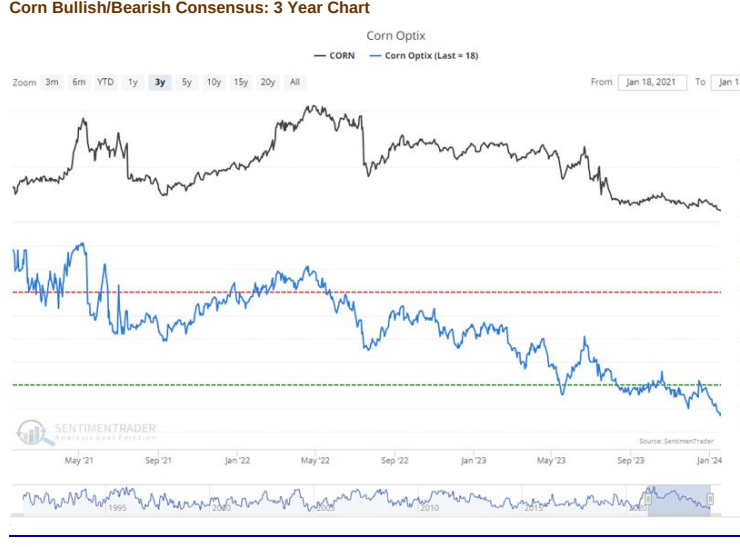

^ Contents

U.S. Dollar - 6 Month Chart:

Over the past 5 years, an average of around 12% of U.S. beef production has been exported, making exports an extremely important factor affecting beef and cattle prices. A strong dollar depresses export demand.

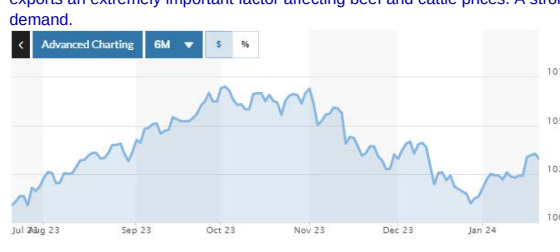

- U.S. Dollar Index

^ Contents

Stock Markets & Economic News:
T. Rowe Price

Equities end with narrow advance as investors adjust rate cut expectations

Stocks ended mostly higher over the holiday-shortened week, although the advance was narrow—an equally weighted version of the S&P 500 Index recorded a modest loss—and heavily focused on growth stocks. Information technology stocks outperformed, helped by a rally in semiconductor shares. Artificial intelligence (AI) chip giant NVIDIA was particularly strong, as was rival Advanced Micro Devices (AMD). Markets were closed Monday in observance of the Martin Luther King, Jr., holiday.

The fourth-quarter earnings reporting season remained in its early stages, with only 23 companies in the S&P 500 expected to release fourth-quarter earnings reports during the week. On Tuesday, shares of Dow Jones Industrial Average component Boeing fell sharply after the company reported earnings following an analyst downgrade warning of possible delivery delays in case regulators discover more safety issues surrounding the company's 737 MAX airliners. The stock recovered most of its decline later in the week, however.

Manufacturers struggle even as consumers grow more optimistic

The week's data offered some starkly different pictures of the economy's health. T. Rowe Price traders noted that sentiment appeared to take a blow Tuesday from a plunge in an index of manufacturing activity in the New York region, which reached its lowest level since early in the pandemic. A similar measure in the Mid-Atlantic region also surprised modestly on the downside when it was released Thursday, but it appeared to ease investors' concerns in the wake of the early report, according to our traders.

Conversely, Wednesday's December retail sales numbers easily exceeded expectations, suggesting that the consumption side of the economy remained in a much more solid condition. Retail sales jumped 0.6% in October, with online sales growing 1.5% and hitting a new record high. On Friday, the University of Michigan issued a preliminary report that its index of consumer sentiment jumped in January to its highest level in nearly three years and by the most since 2005; over the past two months, the index rose the most since 1991. Head researcher Joanne Hsu told Bloomberg that the increase was evidence that consumers finally believed that "inflation has truly turned the corner."

U.S. Stocks:

Index	Friday's Close	Week's Change	% Change YTD
DJIA	37,863.80	270.82	0.46%
S&P 500	4,839.81	55.98	1.47%
Nasdaq Composite	15,310.97	338.21	2.00%
S&P MidCap 400	2,740.96	12.33	-1.46%
Russell 2000	1,944.39	-6.57	-4.08%

^ Contents

"**Click Here**" to view a Slide Show of Drought Monitor maps for the last 12 weeks

24.13%	231.2 Million	48.7 Million	37
of the U.S. and 28.80% of the lower 48 states are in drought this week.	acres of major crops in U.S. are experiencing drought conditions this week.	people in the U.S. and 47.3 Million in the lower 48 states are affected by drought this week.	U.S. states are experiencing Moderate Drought (D1) or worse this week.
↓ 9.7% since last week	— 0.0% since last week	↓ 27.8% since last week	↓ 1 state since last week
↓ 14.0% since last month	↓ 7.7% since last month	↓ 38.6% since last month	↓ 1 state since last month

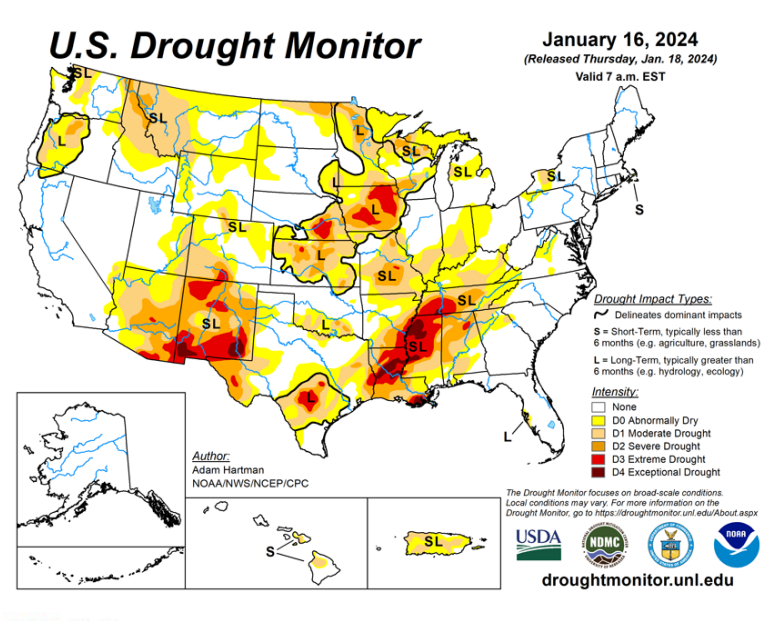

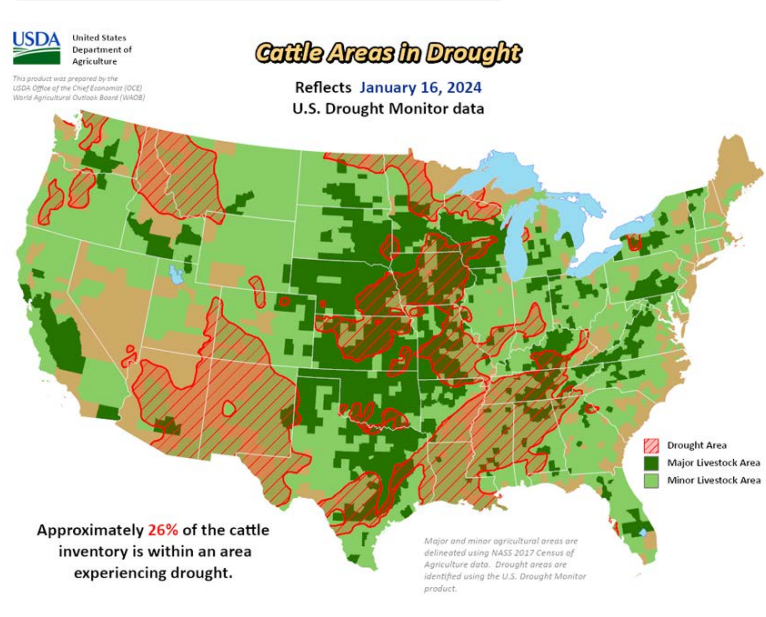

Looking ahead...

During the next five days (January 18-22), a fast moving storm system could bring some snowfall to portions of the Great Plains, Midwest, and Mid-Atlantic January 18-20. Surface high pressure behind this system is expected to gradually bring more southerly flow across much of the eastern U.S. as it moves eastward, leading to a moderation of the bitterly cold temperatures east of the Rockies, and some storminess across the south-central U.S., by January 22. A series of storms is also forecast to impact the West Coast over the next five days.

The 6-10 day outlook (valid January 22-26), favors enhanced chances of above average temperatures across the entirety of the lower 48 states, with the highest chances (greater the 80%) centered over the Great Lakes. Enhanced chances of above average precipitation is also favored across much of the lower 48 states from coast to coast, with the highest chances (greater than 70%) across the south-central U.S. The exception is across the Northern Plains, where below average precipitation is favored.

Precipitation & Temperature Outlooks:

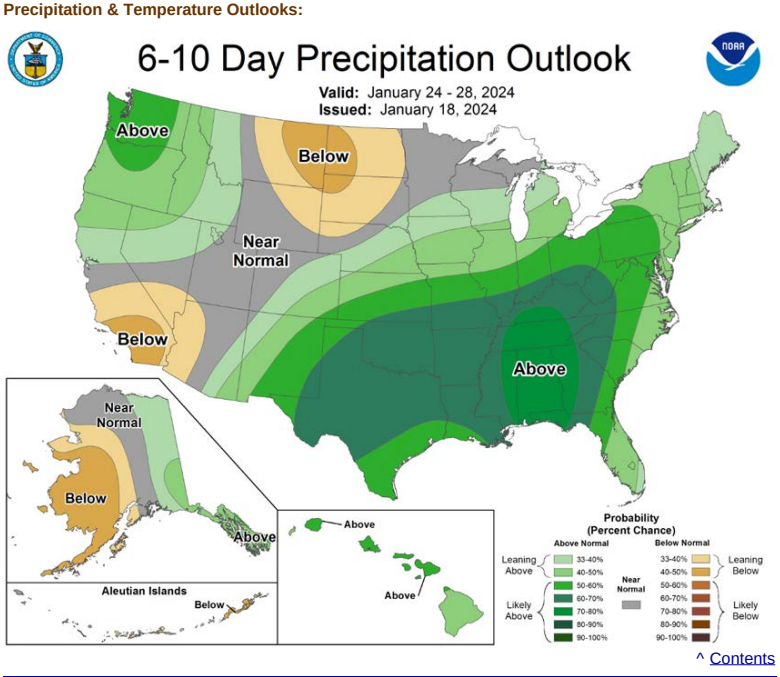

^ Contents

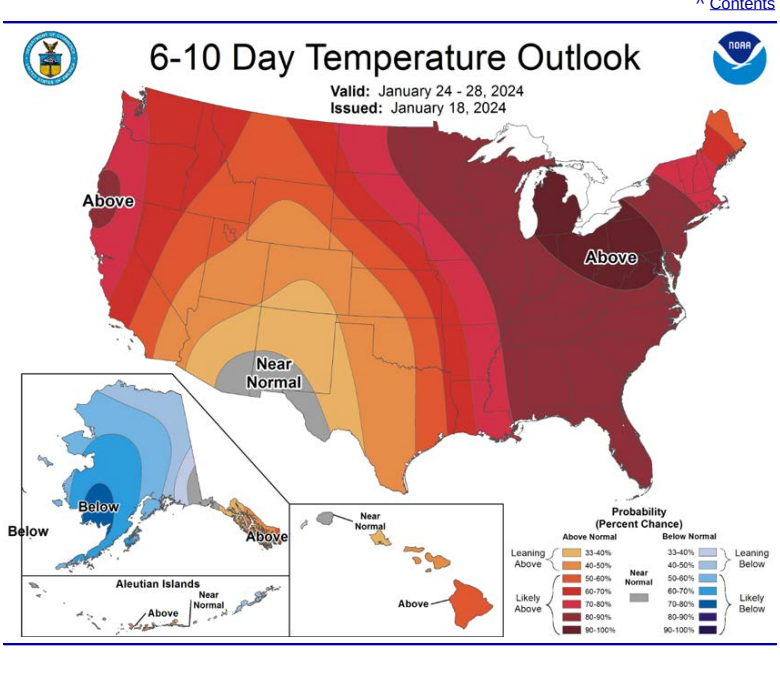

^ Contents

Weekly Grain Market Review:

Grain Prices	This Week	Last Week	1 Month Ago	1 Year Ago	5 Yr. Avg.
Omaha Corn	4.59	4.56	4.63	7.15	5.31
Kansas City Wheat	5.59	5.68	5.77	7.98	6.58
March Corn Futures	4.4550	4.4700	4.7300	6.7625	5.1461
March Wheat Futures	5.9325	5.9600	6.1625	7.4150	6.5907

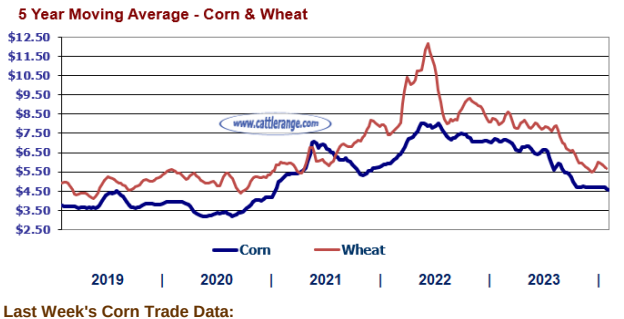

Last Week's Corn Trade Data:

Net sales of 1,251,100 MT for 2023/2024 were up noticeably from the previous week and up 61 percent from the prior 4-week average. Increases primarily for Mexico (637,000 MT, including decreases of 13,100 MT), Colombia (107,000 MT, including decreases of 53,400 MT), Japan (83,500 MT, including 91,400 MT switched from unknown destinations and decreases of 84,400 MT), South Korea (73,200 MT), and Saudi Arabia (70,000 MT), were offset by reductions for Bangladesh (500 MT) and Vietnam (200 MT). Total net sales of 20,000 MT for 2024/2025 were for Japan.

Exports of 1,000,400 MT were down 4 percent from the previous week, but up 3 percent from the prior 4-week average. The destinations were primarily to Mexico (382,000 MT), Japan (304,800 MT), Colombia (113,200 MT), South Korea (68,600 MT), and Honduras (65,700 MT).

^ Contents

Regional Auction Reports... Click Link to view entire report

Last Friday & Saturday Auctions:

Burwell Livestock Auction Market - Burwell NE
This Week: 1,739
Last Reported: 2,530
Last Year: 1,490
Compared to last week, steers and heifers sold steady to weak. Demand was moderate. Light crowd of buyers on the seats with some buying on the internet. Blustery cold and snow at the sale barn and in the trade, area kept some buyers at home on Friday

Ft. Pierre Livestock Auction - Ft. Pierre SD
This Week: 3,247
Last Reported: 4,992
Last Year: 4,156
Compared to last Friday: Steers from 550 lbs to 699 lbs were 2.00 higher to 4.00 lower, steers from 700 lbs to 799 lbs were 10.00 to 12.00 lower; heifers from 500 lbs to 549 lbs were 10.00 to 15.00 lower, heifers from 550 lbs to 599 lbs and heifers from 700 lbs to 749 lbs were 6.00 to 10.00 higher, no other comparisons available.

Lexington Livestock Market - Lexington, NE
This Week: 3,325
Last Reported: 3,416
Last Year: 5,056
Compared to last week steers and heifers over 500 lbs sold steady to 5.00 lower. Demand was moderate to good from the buyers in the seats with internet activity noticed.

Torrington Livestock Commission - Torrington WY
This Week: 365
Last Reported: 1,132
Last Year: 552
Compared to last week slaughter and feeder cows traded sharply higher. Slaughter bulls followed the same trend selling sharply higher. A light run this week due to extreme cold and snow in the area.

Cattleman's Livestock Auction - Belen NM
This Week: 408
Last Reported: 670
Last Year: 1,220
Compared to last week: Steer and heifer calves calves sold 10.00-14.00 lower on limited comparisons. Feeder steers and heifer also sold 5.00-7.00 lower on limited comparisons. Slaughter cows and bulls sold 2.00-3.00 higher, Trade and demand moderate.

Santa Teresa Livestock Auction (Imported Mexican Cattle) - Santa Teresa NM
This Week: 1,403
Last Reported: 1,536
Last Year: 1,063
No recent sale to compare to, however a higher undertone noted. Trade active, demand good. Bulk of supply consisted of steer and heifers calves weighing 250-650 lbs. All cattle sold were of Mexican Origin.

Eastern MO Commission Company - Bowling Green, MO
This Week: 780
Last Reported: 1,150
Last Year: 3,100
Compared to last week, Friday's market was lightly tested, but found itself in the grip of a winter storm moving across the Plains and Midwest with arctic type temperatures approaching demand was light to moderate.

Smith County Commission - Carthage TN

This Week: 517
Last Reported: 1,007
Last Year: 923
Compared to last week, Feeder Steers steady to 5.00 lower; Feeder Bulls steady to 3.00 higher; Feeder Heifers steady to 5.00 lower; Slaughter Cows 3.00-7.00 higher; Slaughter Bulls 2.00 lower.

Carolina Stockyards – Livestock Auction – Siler City, NC
This Week: 429
Last Reported: 857
Last Year: 845
Slaughter cattle were 3.00 to 4.00 higher this week compared to last week . Feeder cattle were 5.00 to 8.00 higher this week compared to last week . Demand was good ; market activity and buyer interest were active . Offerings light with quality average .

Monday Auctions:

Sioux Falls Regional Livestock Report - Worthing SD
This Week:
Last Reported:
Last Year:
No sale reported.

Tri-State Livestock Auction Market - McCook NE
This Week: 400
Last Reported: 1,469
Last Year: 3,136
Not enough to show a comparison. Because of the weather some of the cattle listed did not make it in.

Roswell Livestock Auction - Roswell NM
This Week: 1,724
Last Reported: 1,942
Last Year: 2,356
Compared to last week; Steer calves 350-450 lbs were 24.00--32.00 higher and 450-500 lbs sold 3.00 higher while 500-550 lbs were 14.00 lower and 550-600 lbs sold 8.00 higher. Feeder steers 600-650 were16.00 lower and 650-700 lbs sold steady. Heifer calves 400-450 lbs were 10.00 lower. Trade was moderate to strong on smaller numbers with an active market. Slaughter cows sold steady to 2.00 higher instances 8.00 higher and slaughter bulls were 1.00-3.00 higher.

Oklahoma National Stockyards Feeder Cattle - Oklahoma City OK
This Week:
Last Reported:
Last Year:
The Oklahoma National Stockyards closed Monday and Tuesday due to a winter storm that brought severe cold temperatures and snow to much of the trade area

Joplin Reg. Stockyards Feeder Cattle - Carthage MO
This Week:
Last Reported:
Last Year:
No sale due to weather conditions.

Callaway Livestock Center - Kingdom City MO
This Week:
Last Reported:
Last Year:
No Sale reported.

Mid-South Livestock - Unionville TN
This Week: 1,283
Last Reported: 1,068
Last Year: 1,012
No sale report this week.

United Producers Inc. - Irvington KY
This Week:
Last Reported:
Last Year:
No Sale reported.

Blue Grass South Livestock Market - Stanford KY
This Week:
Last Reported:
Last Year:
No Sale reported.

Tuesday Auctions:

Lonestar Stockyards - Wildorado, TX
This Week: 766
Last Reported: 1,404
Last Year: 1,620
Compared to last week: Feeder steers and heifers traded mostly 1.00 to 2.00 higher. Steer and heifer calves traded mostly 1.00 to 5.00 higher. Not enough comparable sales on slaughter cows and bulls for a market trend. Trading activity was moderate on moderate to good buyer demand.

Winter Livestock Auction - Riverton, WY
This Week: 630
Last Reported: 3,987
Last Year: 4,491
Compared to last Tuesday sale on a bred cow special. Slaughter cows instances 5.00-10.00 higher, slaughter bulls on a light offering steady instances 2.00 higher. Not enough feeder calves for a good market test. Bred cow special good demand with good buyer participation.

Miles City Livestock Commission Auction - Miles City, MT
This Week:
Last Reported:
Last Year:
Sale was canceled today due to extreme cold. Please check back next week.

Winter Livestock - La Junta CO
This Week: 4,343
Last Reported: 4,446
Last Year: 4,739
Trade activity and demand was good. Feeder steers sold mostly 1.00 to 12.00 higher across all weight classes with instances of sharply higher. Feeder heifers sold mostly 1.00 to 8.00 higher across all weight classes with instances of 12.00 higher. Slaughter cows of average dressing sold unevenly steady across all weight classes and slaughter bulls of average dressing sold 3.00 lower on a light test.

OKC West Livestock Auction - El Reno, OK
This Week:
Last Reported:
Last Year:
Due to snow and the continued very cold temperatures, limiting cattle movement, the OKC West Livestock Auction will be closed both today and Wednesday 01/16-17/2024.

Ozarks Regional Stockyards - West Plains MO
This Week:
Last Reported:
Last Year:
No sale report.

Mid-State Stockyards LLP - Letohatchee, AL
This Week: 961
Last Reported: 1,477
Last Year: 1,798
Compared to one week ago: Slaughter cows and bulls sold steady to 5.00 higher. Replacement cows sold steady. Feeder steers and bulls sold 5.00 to 9.00 higher. Feeder heifers sold steady to 5.00 lower.

Blue Grass Stockyards - Lexington, KY
This Week: 115
Last Reported: 2,243
Last Year: 807
No market trends - light receipts due to winter weather. Good demand for slaughter cows noted.

Wednesday Auctions:

Hub City Livestock Auction - Aberdeen SD
This Week: 1,846
Last Reported: 5,934
Last Year: 5,622
Compared to last week: best test on steers 550 to 599 lbs and 650 to 699 lbs mostly steady. Best test on heifers 500 to 599 lbs mostly steady, 600 to 649 lbs 8.00 to 10.00 lower. Good demand for today's calf offering selling almost entirely in packages.

Bassett Livestock Auction - Bassett NE
This Week: 3,490
Last Reported: 3,300
Last Year: 5,930
Compared with last week 600 to 700 lbs steers traded unevenly steady, and 750 lbs steers with a very high demand traded 18.00 higher. A limited number of heifer offerings today with 650 lbs trading 10.00 higher. Demand was good with several buyers at the sale today.

Huss Platte Valley Auction - Kearney NE
This Week: 3,450
Last Reported: 3,411
Last Year: 2,108
Compared to last week steers 600-850 lbs sold steady to 5.00 higher except 700-750 lbs steers sold steady to 3.00 lower. Heifers 600-850 lbs sold 2.00 to 6.00 higher except 650-700 lbs heifers sold 7.00 lower. Demand was good from the buyers in the crowd with internet activity noticed.

OKC West - El Reno OK
This Week:
Last Reported:
Last Year:
Due to snow and the continued very cold temperatures, limiting cattle movement, the OKC West Livestock Auction will be closed Wednesday.

Clovis Livestock Auction - Clovis, NM
This Week:
Last Reported:
Last Year:
No Sale report.

Santa Teresa Livestock Auction (Imported Mexican Cattle) - Santa Teresa NM
This Week: 514
Last Reported: 1,403
Last Year: 1,063
Compared with last Friday, steer calves mostly steady to 3.00 higher. Not enough heifers of any one class or weight range sold to compare to. Trade moderate to active, demand moderate to good.

Winter Livestock Feeder Cattle Auction - Dodge City KS
This Week: 989
Last Reported: 760
Last Year: 3,088
Compared to last week, light test but a higher undertone was noted on feeder cattle. Slaughter cows and bulls sold 10.00 to 12.00 higher, likely a product of less transportation issues and the better weather. Demand was good.

Bloomfield Livestock Market - Bloomfield, IA
This Week: 1,055
Last Reported: 1,868
Last Year: 1,856
Compared to two weeks ago, steers 600 to 650 lbs. sold 5.00 higher. Heifers sold mostly 9.00 to 13.00 lower. Demand was good today. Supply was moderate and included a few load lots.

Springfield Livestock Auction - Springfield MO
This Week: 488
Last Reported: 353
Last Year: 1,378
Compared to last week, steers and heifers sold with a firm undertone with few weight comparisons. Light receipts this week and last due to the snowy weather conditions and sub zero temperatures throughout the week in the area. Demand was moderate to light.

South Central Regional Stockyards - Vienna, MO
This Week: 367
Last Reported: 768
Last Year: 995
Compared to one week ago: Feeder steers and bulls sold 3.00 to 6.00 higher, feeder heifers sold steady to 1.00 higher. Slaughter cows sold steady, slaughter bulls sold steady to 1.00 higher. Replacement cows and pairs sold mostly steady.

Roanoke Stockyard - Roanoke AL
This Week: 367
Last Reported: 768
Last Year: 995
Compared to one week ago: Feeder steers and bulls sold 3.00 to 6.00 higher, feeder heifers sold steady to 1.00 higher. Slaughter cows sold steady, slaughter bulls sold steady to 1.00 higher. Replacement cows and pairs sold mostly steady.

Blue Grass Stockyards - Albany KY
This Week:
Last Reported:
Last Year:
No Sale report.

Thursday Auctions:

Billings Livestock Commission Cattle Auction - Billings, MT
This Week: 430
Last Reported: 3,938
Last Year: 906
Due to weather, very light receipts were seen today. Not enough feeder cattle sold to develop any market trend. Demand was light to moderate for light offerings.

Mitchell Livestock Auction – Mitchell SD
This Week: 3,700
Last Reported: 3,130
Last Year: 4,254
Compared to last week: Feeder steers 750-850 lbs. sold 2.00-5.00 higher, steers850-1050 lbs. sold 1.00-4.00 lower, feeder heifers 700-1000 lbs. sold 6.00-8.00 higher with instances 10.00 higher. Demand was good.

Valentine Livestock Auction - Valentine NE
This Week:
Last Reported:
Last Year:
No sale report.

Apache Livestock Auction - Apache, OK
This Week: 886
Last Reported: 2,352
Last Year: 2,327
Compared to last week: Not enough cattle on the yards today, due to weather conditions for a market test.

Woodward Wtd Avg Cattle - Woodward OK
This Week: 638
Last Reported: 762
Last Year: 4,618
With extremely cold temperatures earlier this week cancelling the auction on Tuesday, about 50 head of cows and bulls were included today. Slaughter cows 93-103 with a few up to 112. Few bulls 110-114.

Winter Livestock Auction - Pratt KS
This Week: 1,213
Last Reported: 577
Last Year: 1,583
Compared to last week, not enough of a comparison to make an accurate market trend on feeder cattle. A higher undertone was noted. Slaughter cattle sold 5.00 to 10.00 higher, likely due to the better weather conditions and less transportation issues.
.

Farmers & Ranchers Livestock - Salina KS
This Week: 1,724
Last Reported: 1,311
Last Year: 2,068
A light run of cattle today due to the frigid temperatures last week. Steer calves weighing 650 to 750 lbs sold 17.00 to 28.00 higher and 750 to 850 lb steers sold 8.00 to 13.00 higher. There were too few heifers for a good test, however, 600 to 700 lb heifers sold 6.00 to 11.00 higher.

Cattleman's Livestock Auction - Dalhart TX
This Week: 2,841
Last Reported: 3,189
Last Year: 2,161
Compared to two weeks ago: Feeder steers traded 10.00 higher with notable exceptions in the 500 lb. range. Feeder heifers traded mostly 5.00 higher. Steer and heifer calves traded 5.00 to 10.00 lower. Slaughter cows traded mostly steady.

New Cambria Livestock Market - New Cambria, MO
This Week: 2,608
Last Reported: 633
Last Year: 2,153
Compared to the last sale two weeks ago, steers traded 10.00 to 15.00 higher, spots 20.00 higher, and heifers mostly 3.00 to 5.00 higher, with a few instances as much as 15.00 higher. Slaughter cows 2.00 to 4.00 higher.

Calhoun Stockyard - Calhoun, GA
This Week: 209
Last Reported: 433
Last Year: 544
Compared to one week ago, slaughter cows mostly steady, slaughter bulls lightly tested, all feeder classes lightly tested, replacement cows steady to 3.00 higher.

Toppenish Livestock Auction - Toppenish, WA
This Week: 550
Last Reported: 1,200
Last Year: 3,100
Compared to last Thursday, not enough stocker or feeder cattle for accurate trends. CME Front month feeders are also up by as much as $2.97, leading the March contract to the 38.2% retracement of the fall board collapse. Slaughter cows firm in a light test. Slaughter bulls scarce.

Bluegrass Stockyards South - Stanford KY
This Week: 191
Last Reported: 1,390
Last Year: 1,239
No Comparison due to short supply today.

Paris Stockyards - Paris KY
This Week: 649
Last Reported: 2,203
Last Year: 1,880
Compared to last Thursday the feeder market was mixed with an average quality offering. Local weather conditions and conditions in the west had a LARGE IMPACT on the market. Feeder steers 600 lbs and under were 2.00 to 6.00 lower with limited demand, while Feeder steers 650 lbs and over were 2.00 to 6.00 higher but with limited comparisons.

---

^ Contents

Direct Sales of Feeder & Stocker Cattle... Click Link to view entire report

Colorado Direct Cattle Report
This Week: 7,790
Last Reported: 373
Last Year: 1,610
Compared to last week: Not enough trades last week to set trends, however a higher undertone is noted. Several cattle contracted for the spring as cattle futures broke to the positive side this week. Demand moderate to good following a week of very little auction trades due to the winter storm that reached many areas of the country. Supply included: 100% Feeder Cattle (57.1% Steers, 42.9% Heifers). Feeder cattle supply over 600 lbs was 100%. Unless otherwise noted, Feeder Cattle prices FOB based on net weights after a 2-3% shrink or equivalent, with a 4-12 cent slide > 600 lbs. Livestock reported this week originated from CO, MO, UT

Eastern Cornbelt Direct Cattle Report (IL/IN/MI/MN/OH/KY)
This Week: 2,847
Last Reported: 1,375
Last Year: 947
Compared to last week: Not enough comparable Current FOB trades last week for a trend, however a higher undertone was noted. Demand moderate. Supply included: 100% Feeder Cattle (17.2% Steers, 5.3% Dairy Steers, 30.2% Heifers, 47.2% Dairy Heifers). Feeder cattle supply over 600 lbs was 47%. Unless otherwise noted, Feeder Cattle prices FOB based on net weights after a 2-3% shrink or equivalent, with up t0 a 15 cent slide > 600 lbs and up to a 20 cent slide < 600 lbs. Livestock reported this week originated from IN, KY.

Kansas Direct Feeder Cattle Report
This Week: 9,396
Last Reported: 4,878
Last Year: 5,339
Compared to last week: Feeder steers and heifers traded mostly steady to 4.00 higher. Trading activity was moderate to active on good buyer demand. Frigid temperatures and intermittent snow fall moved across the state early this week. Supply included: 100% Feeder Cattle (71.9% Steers, 28.1% Heifers). Feeder cattle supply over 600 lbs was 100%. Unless otherwise noted, Feeder Cattle prices FOB based on net weights after a 2-3% shrink or equivalent, with up to a 15 cent slide > 600 lbs and up to a 20 cent slide <600 lbs. Livestock reported this week originated from CO, KS, MO, OK, TX.

Missouri Direct Cattle Report
This Week: 401
Last Reported: 1,015
Last Year: 312
Compared to last week: Not enough Current FOB trades this week for a trend. Demand moderate. Supply included: 100% Feeder Cattle (81.3% Steers, 18.7% Heifers). Feeder cattle supply over 600 lbs was 100%. Unless otherwise noted, Feeder Cattle prices FOB based on net weights after a 2-3% shrink or equivalent, with up to a 15 cent slide > 600 lbs. Livestock reported this week originated from MO.

Montana Direct Cattle Report
This Week:
Last Reported:
Last Year:
Compared to last week: No trades this week for a trend

New Mexico Direct Cattle Report
This Week: 635
Last Reported: 714
Last Year: 1,345
Compared to last week: Feeder steers traded 1.00 higher. Not enough comparable sales on all other classes for a market trend. Trading activity was moderate on moderate buyer demand. Supply included: 100% Feeder Cattle (47.2% Steers, 25.2% Dairy Steers, 27.6% Heifers). Feeder cattle supply over 600 lbs was 100%. Unless otherwise noted, Feeder Cattle prices FOB based on net weights after a 2-3% shrink or equivalent, with up to a 15 cent slide > 600 lbs and up to a 20 cent slide <600 lbs. Livestock reported this week originated from NM.

Northwest Direct Cattle Report (WA/OR/ID/UT)
This Week: 4,835
Last Reported: 830
Last Year: 1,225
Compared to last week: Not enough comparable trades to test trends. Numbers increased this week as cattle futures rose making those spring contracts more inviting. Demand moderate to good. Supply included: 100% Feeder Cattle (65.9% Steers, 34.1% Heifers). Feeder cattle supply over 600 lbs was 100%. Unless otherwise noted, Feeder Cattle prices FOB based on net weights after a 2-3% shrink or equivalent, with a 4-8 cent slide > 600 lbs. Livestock reported this week originated from ID, UT.

Oklahoma Direct Cattle Report
This Week: 4,307
Last Reported: 3,756
Last Year: 1,646
Compared to last week: Feeder steers traded 4.00-5.00 higher. Feeder heifers not well tested but a steady to higher undertone noted. Demand good. Single digit temperatures with sub zero wind chills have swept across the trade area over the last few weeks. Supply included: 100% Feeder Cattle (85.5% Steers, 14.5% Heifers). Feeder cattle supply over 600 lbs was 99%. Unless otherwise noted, Feeder Cattle prices FOB based on net weights after a 2-3% shrink or equivalent, with up to a15 cent slide > 600 lbs and up to a 20 cent slide < 600 lbs. Livestock reported this week originated from AR, OK.

Southeast Direct Cattle Report (AL/AR/FL/GA/LA/MS/TN)
This Week: 1,350
Last Reported: 613
Last Year: 1,323
Compared to last week: Current FOB steers and heifers sold 1.00 to 3.00 higher. Trade activity was moderate on moderate to good demand. Supply included: 100% Feeder Cattle (33.6% Steers, 66.4% Heifers). Feeder cattle supply over 600 lbs was 100%. Unless otherwise noted, Feeder Cattle prices FOB based on net weights after a 2-3% shrink or equivalent, with up to a 15 cent slide > 600 lbs and up to a 20 cent slide < 600 lbs. Current Delivery is within 14 days after report date. Livestock reported this week originated from AL, AR, GA, MS, TN.

Southwest Direct Cattle Report (AZ/CA/NV)
This Week: 815
Last Reported: 1,735
Last Year: 120
Compared to last week, Feeders were not well tested. Trade and demand moderate. Supply included: 100% Feeder Cattle (5.5% Steers, 73.6% Dairy Steers, 5.5% Heifers, 15.3% Dairy Heifers). Feeder cattle supply over 600 lbs was 0%. Unless otherwise stated, prices fob shipping point with 2-3 percent shrink or equivalent with 5-10 cent slide on calves, 3-6 cent slide on yearlings from base weight. Delivered prices include freight, commissions and other expenses. Livestock reported this week originated from CA.

Texas Direct Cattle Report
This Week: 15,342
Last Reported: 16,595
Last Year: 11,902
Compared to last week: Current FOB steers and heifers sold 1.00 to 4.00 higher. Trade activity was moderate on moderate to good demand. Cold front pushed through the feedlot regions to start off the week, but the CME cattle boards rallied and closed in the green. Supply included: 100% Feeder Cattle (48% Steers, 3.3% Dairy Steers, 39.6% Heifers, 9.1% Dairy Heifers). Feeder cattle supply over 600 lbs was 79%. Unless otherwise noted, Feeder Cattle prices FOB based on net weights after a 2-3% shrink or equivalent, with up to a 15 cent slide > 600 lbs and up to a 20 cent slide < 600 lbs. Current Delivery is within 14 days after report date. Livestock reported this week originated from AL, AZ, CA, FL, GA, IN, KS, KY, MS, NM, OK, TN, TX.

Wyoming-Nebraska Direct Cattle Report
This Week: 285
Last Reported: 500
Last Year: 130
No comparable sales from last week for a market comparison. Demand was moderate. Both lots of steers coming out of yards and have been on a high roughage diet. Coming out of snow and cold with weigh-up and flesh condition in the buyer's favor. Artic air mass along with snow has prevailed for around 14 days taking some weight of feeders and slaughter cattle. Back to near normal weather pattern next week will be welcomed by all livestock owners. Nebraska feedlot trade is at a standstill at report time. Many feedlot managers would like to see a push upward as cattle have lost pounds of weight the last couple of weeks from the harsh weather. Time will tell what the packer will pay. Supply included: 100% Feeder Cattle (100% Steers). Feeder cattle supply over 600 lbs was 100%. Unless otherwise noted, Feeder Cattle prices FOB based on net weights after a 2-3% shrink or equivalent, with a 12 cent slide > 600 lbs. Livestock reported this week originated from CO, NE.

- **Extensive U.S. & Canadian Auction Results are available on The Cattle Range**

---

^ Contents

USDA Weekly Hay Reports: "Click" on links for detailed report

- Alabama
- California
- Colorado
- Idaho
- Iowa
- Kansas
- Missouri
- Montana
- Nebraska
- New Mexico
- Oklahoma
- Oregon
- South Dakota
- Texas
- WA/OR Columbia Basin
- Wyoming

---

^ Contents

Although all information is from sources believed to be accurate & timely, The Cattle Range expressly disclaims all warranties, expressed or implied, as to the accuracy of any of the contents provided and shall not be liable for decisions or actions taken based on the data/information/opinions contained within.

Copyright © 2024 - The Cattle Range - All Rights Reserved