

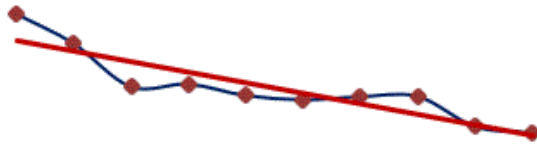
# Daily Market Summary

## May 3, 2021

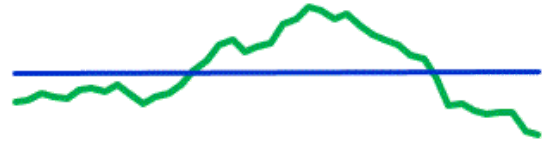
### TCR's Cattle/Beef Indexes & Trendlines...

Change from Previous Day: **-0.33%**  
 Change from 10 Days Ago: **-6.07%**  
 Change from 60 Days Ago: **-2.59%**

10 Day Index Trendline



60 Day Index Trendline



Indexes track the daily market values for the past 10 & 60 days. Each value is the weighted total of the Gain/(Loss) for 15 major market factors compared to the previous trading day.

**Slaughter Cattle...** As of 3:00 PM Monday, negotiated cash trading has been limited on light demand in Nebraska with a few live purchases from 117.50-118.00, however not enough purchases for a full market trend. Negotiated cash trading has been mostly inactive on light demand in the Western Cornbelt, and at a standstill in all other major feeding regions. Not enough purchases in any region for a full market trend. Last week in the Southern Plains live purchases traded from 118.00-119.00. In Nebraska last week, live purchases traded from 119.00-120.00 and dressed purchases traded from 190.00-191.00. Last week in Colorado live purchases traded from 119.00-120.00. In the Western Cornbelt last week live purchases traded at 119.00 and dressed purchases traded from 190.00-191.00.

**Negotiated Sales:**

Confirmed: 32,274  
 Week Ago: 18,566  
 Year Ago: 3.478

**Formula Net:**

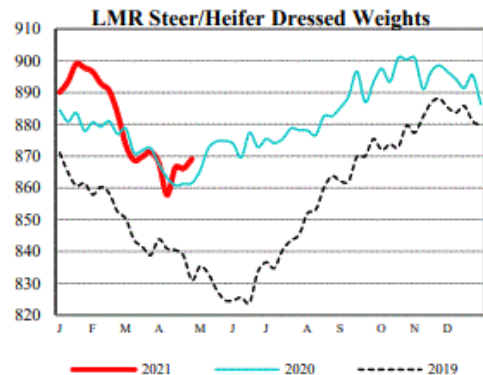
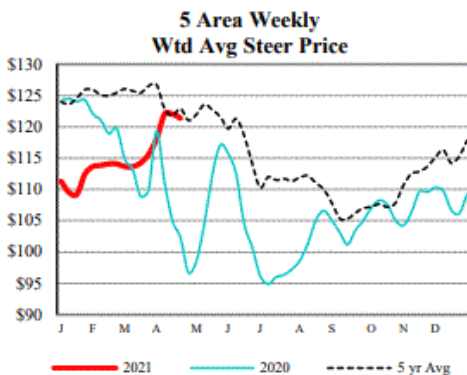
Dressed Steers & Heifers:  
 Head count priced today: 22,800  
 Weighted avg. weight: 872 lbs.  
 Weighted avg. net price: 198.80

**Cattle Slaughter under Federal Inspection:**

Monday (est) 114,000  
 Week ago (est) 117,000  
 Year ago (act) 78,000

**Previous Day (est)**

Steers & Heifers: 91,000  
 Cows & Bulls: 24,000



---

## Boxed Beef Cutout Values...

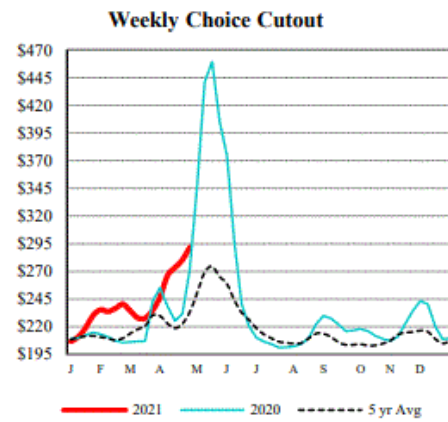
Choice: 299.30... +2.80

Select: 283.79... +0.74

Choice/Select Spread: 15.51

Total Load Count: 77

Cutter Cow Cutout: 198.13... +0.24



---

Chart as of Friday, April 30th > > >

CME Feeder Cattle Index: 132.63... -1.50



## Regional Auction Reports for Fri/Sat

---

### Futures Settlements...

#### Live Cattle:

June: 115.30... -1.27

August: 118.35... -0.27

October: 122.95... +0.05

May Corn: 7.3225... -0.0775

May Wheat: 7.2550... -0.1700

#### Feeder Cattle:

May: 133.05... -0.55

August: 146.80... +0.05

September: 149.17... -0.10

May Hogs: 112.65... +2.93

May Crude Oil: 64.49... +0.91

### Grain Cash Bids...

Kansas City Corn: 7.02... +0.07

Kansas City Wheat: 6.64... -0.15

### Financial Markets...

DJIA: 34,113.69... +234.69

S & P 500: 4,192.67... +11.46

NASDAQ: 13,895.12... -67.56

U.S. Dollar Index: 90.97... -0.31

---

*Although all information is from sources believed to be accurate & timely, The Cattle Range expressly disclaims all warranties, expressed or implied, as to the accuracy of any of the contents provided and shall not be liable for decisions or actions taken based on the data, information, and opinions contained within.*

---