the Cattle Range

www.thecattlerange.com
Weekly Market Summary
For the week ending March 20, 2020

Fat Steer Index Net profits to the Southern Plains is Nebraska Choice yield grade 3 steers, on-fed and sold on the cash market, with no hedging or risk management. Feed costs are based on Nebraska average prices for corn and dry distillers grain.

Cattle/Beef Market Velocity Transitions (in days)

30 Day Index Transitions	90 Day Index Transitions
Cattle: 0 to 30 days - 0%	Cattle: 0 to 90 days - 0%
Beef: 0 to 30 days - 0%	Beef: 0 to 90 days - 0%

Chart Key: In brackets after the **Index** or **Market** in the chart heading is Year to Date's average.

Fat Cattle Chart Note: Fourteen trade sales, of 34 head, on-fed Nebraska Choice steers, averaging 1,365 lbs., delivered to the Greater Omaha area, sold for $1.00 higher than last week's sales. The average carcass weight data showed weights averaged 50 lbs. this week, compared to 19 lbs. last week, and 18 lbs. a year ago.
This week: 2019 (3): Month high: 246.00 / Year ago: 225.25 / Year low: 225.00
Last week: 2019 (3): Month high: 245.00 / Year ago: 225.25 / Year low: 225.00

Feeder Cattle The national average price for feeder steers was 29.00 to 33.00 higher and feeder heifers averaged 12.00 to 15.00 higher. Chart notes: Feeder Cattle Index (Nebraska Choice 550-600 lb. steers):
This week: 2019 (3): Month high: 248.57 / Year ago: 231.31 / Year low: 229.00
Last week: 2019 (3): Month high: 248.57 / Year ago: 231.31 / Year low: 229.00

Cattle Futures Chart Note: Nearby contract high: 357.45 / Year ago: 234.65 / Year low: 102.00
Last week: 2019 (3): Month high: 357.45 / Year ago: 234.65 / Year low: 102.00

Beef Chart Note: Nearby contract high: 385.00 / Year ago: 258.75 / Year low: 102.00
Last week: 2019 (3): Month high: 385.00 / Year ago: 258.75 / Year low: 102.00

Record Beef Contents: The Choice cutout was 4.08 higher at 252.49 and the Select cutout of 5 higher at 244.29. The Choice-Select spread was 8.20 wide, 0.08 narrower than last week.
This week: 2019 (3): Month high: 256.20 / Year ago: 258.75 / Year low: 244.29

Corn Futures Chart Note: 5-DA high at 256.25

Soybeans Chart Note: Nearby high is 378 is 10 higher

Dry Distillers Grain Chart Note: Nearby contract high for the same trading days/week, March 20, 2019 was recorded at 228.0 million lbs., according to the USDA Weekly Review. This was 1.1 percent higher than the previous week's nearby contract high of 225.5 million lbs. Nearby contract high for the week of March 22, 2018 was 225.0 million lbs.

Corn Omaha Corn was 0.04 lower at 4.10 with May futures at 4.0875, 0.0825 lower.

Contents

- Weekly Market Overview
- Section 1: Fed Cattle Weekly Recaps
- CME Feeder Cattle Index
- Feeder & Stocker Steer Prices
- 5 Year Moving Avg. - Stocker, Feeder, & Fed Steers
- Weekly Feeder Steer Prices
- Direct Sales of Feeder & Stocker Cattle by State
- Cattle Futures Living Cows Market Outlook
- Montana Feeder Cattle Weekly Hedge Summary
- Canadian Cattle
- Chart of the Week
- Section 2: Beef Market Recaps
- Beef Cutout
- Fed Steers Choice - Select Spread
- Feeder Steers Cutout
- Fed Cattle by Class
- Boxed Beef Cutouts
- USDA Retail Boxed Beef Report
- Beef Cutout Year Ago Comparison
- Beef/Pork Consumer Price Index
- U.S. Dollar - U.S.Beef Chart
- Beef Wholesale Marketing Margins
- Weather Outlook
- National Grain Outlook
- Selected Auction Reports
- Cows Sales of Feeder & Stocker Cattle
- Weekly Hay Reports

Contents

Click here to subscribe to the Cattle Range's Weekly Market Summary!

Lonesome Lands: The Canonized Cattle Business
Lonesome Lands: Cattle Futures Primer
Lonesome Lands: Feeder Cattle Futures Primer
Colorado Ranchers get Free Time to Partnership with Ranch Hands
Colorado Ranchers get Free Time to Partnership with Ranch Hands
Consumer Price Index shows Inflation Accelerated in February
Slaughter Cattle and Ground Beef Prices Increase

Contents

FIND YOUR FUTURE WITH FFA
AVAILABLE NOW!
AVAILABLE NOW!
KEEP YOUR CATTLE GRAZING
Cattlemen's Choice Mineral

Contents

National Feeder & Stocker Cattle Sale Averages
Average Price Per Head for Feeder Steers and Heifers, Nationally, 2019

Week Ending	1 Steers	2 Steers	3 Steers	1 Heifers	2 Heifers	3 Heifers
March 20, 2020	91,000	91,000	91,000	91,000	91,000	91,000
Chart Sales	91,000	91,000	91,000	91,000	91,000	91,000
Year Ago Sales	91,000	91,000	91,000	91,000	91,000	91,000





The Feeder & Stocker Cattle prices below are separate average prices compiled to show the overall movement of feeder and stocker cattle sold through auction markets nationally.

Contents

Weekly Feeder & Stocker Cattle Prices

300 lb. - 400 lb. Steers	This Week	Last Week	Month Ago	Year Ago	Last Year	5 Yr. Ave.
Nebraska	291.00	291.00	291.00	291.00	291.00	291.00
Plains	291.00	291.00	291.00	291.00	291.00	291.00
Southeast	291.00	291.00	291.00	291.00	291.00	291.00
Midwest	291.00	291.00	291.00	291.00	291.00	291.00
Weighted Average	291.00	291.00	291.00	291.00	291.00	291.00
North Central Area	**271.78**	**268.84**	**259.34**	**268.23**	**271.78**	**268.84**
Nebraska	291.00	291.00	291.00	291.00	291.00	291.00
Plains	291.00	291.00	291.00	291.00	291.00	291.00
Southeast	291.00	291.00	291.00	291.00	291.00	291.00
Midwest	291.00	291.00	291.00	291.00	291.00	291.00
Weighted Average	291.00	291.00	291.00	291.00	291.00	291.00
South Central Area	**272.37**	**272.37**	**254.87**	**272.37**	**272.37**	**272.37**
Nebraska	291.00	291.00	291.00	291.00	291.00	291.00
Plains	291.00	291.00	291.00	291.00	291.00	291.00
Southeast	291.00	291.00	291.00	291.00	291.00	291.00
Midwest	291.00	291.00	291.00	291.00	291.00	291.00
Weighted Average	291.00	291.00	291.00	291.00	291.00	291.00
Southeast Area	**291.00**	**291.00**	**291.00**	**291.00**	**291.00**	**291.00**
Nebraska	291.00	291.00	291.00	291.00	291.00	291.00
Plains	291.00	291.00	291.00	291.00	291.00	291.00
Southeast	291.00	291.00	291.00	291.00	291.00	291.00
Midwest	291.00	291.00	291.00	291.00	291.00	291.00
Weighted Average	291.00	291.00	291.00	291.00	291.00	291.00
Weighted Ave.	**291.00**	**291.00**	**291.00**	**291.00**	**291.00**	**291.00**
Change	**0.00**	**0.00**	**0.00**	**0.00**	**0.00**	**0.00**

500 lb. - 600 lb. Steers	This Week	Last Week	Month Ago	Year Ago	Last Year	5 Yr. Ave.
Nebraska	291.00	291.00	291.00	291.00	291.00	291.00
Plains	291.00	291.00	291.00	291.00	291.00	291.00
Southeast	291.00	291.00	291.00	291.00	291.00	291.00
Midwest	291.00	291.00	291.00	291.00	291.00	291.00
Weighted Average	291.00	291.00	291.00	291.00	291.00	291.00
North Central Area	**271.78**	**268.84**	**259.34**	**268.23**	**271.78**	**268.84**
Nebraska	291.00	291.00	291.00	291.00	291.00	291.00
Plains	291.00	291.00	291.00	291.00	291.00	291.00
Southeast	291.00	291.00	291.00	291.00	291.00	291.00
Midwest	291.00	291.00	291.00	291.00	291.00	291.00
Weighted Average	291.00	291.00	291.00	291.00	291.00	291.00
South Central Area	**272.37**	**272.37**	**254.87**	**272.37**	**272.37**	**272.37**
Nebraska	291.00	291.00	291.00	291.00	291.00	291.00
Plains	291.00	291.00	291.00	291.00	291.00	291.00
Southeast	291.00	291.00	291.00	291.00	291.00	291.00
Midwest	291.00	291.00	291.00	291.00	291.00	291.00
Weighted Average	291.00	291.00	291.00	291.00	291.00	291.00
Southeast Area	**291.00**	**291.00**	**291.00**	**291.00**	**291.00**	**291.00**
Nebraska	291.00	291.00	291.00	291.00	291.00	291.00
Plains	291.00	291.00	291.00	291.00	291.00	291.00
Southeast	291.00	291.00	291.00	291.00	291.00	291.00
Midwest	291.00	291.00	291.00	291.00	291.00	291.00
Weighted Average	291.00	291.00	291.00	291.00	291.00	291.00
Weighted Ave.	**291.00**	**291.00**	**291.00**	**291.00**	**291.00**	**291.00**
Change	**0.00**	**0.00**	**0.00**	**0.00**	**0.00**	**0.00**

Contents

Contents

Cattle Futures: **Charts at Contracts of Today**

Contents

Mexican Feeder Cattle Weekly Import Summary

Mexican Feeder Cattle Weekly Import Summary			
Week Ending	**Total Head**	**Average Weight**	**Average Price**
03/14/2020	0	0	$0.00
03/07/2020	0	0	$0.00
02/29/2020	0	0	$0.00
02/22/2020	0	0	$0.00
02/15/2020	0	0	$0.00
Year to Date	**0**	**0**	**$0.00**
Year Ago	**0**	**0**	**$0.00**
5 Year Average	**0**	**0**	**$0.00**
Year Ago % Change	**0.00%**	**0.00%**	**0.00%**
5 Year Average % Change	**0.00%**	**0.00%**	**0.00%**

Source: U.S. Department of Agriculture

Weekly U.S. Imported Feeder Cattle

Weekly U.S. Imported Feeder Cattle			
Week Ending	**Total Head**	**Average Weight**	**Average Price**
03/14/2020	0	0	$0.00
03/07/2020	0	0	$0.00
02/29/2020	0	0	$0.00
02/22/2020	0	0	$0.00
02/15/2020	0	0	$0.00
Year to Date	**0**	**0**	**$0.00**
Year Ago	**0**	**0**	**$0.00**
5 Year Average	**0**	**0**	**$0.00**
Year Ago % Change	**0.00%**	**0.00%**	**0.00%**
5 Year Average % Change	**0.00%**	**0.00%**	**0.00%**

Source: U.S. Department of Agriculture

Weekly Canadian Feeder Cattle Imports

Weekly Canadian Feeder Cattle Imports			
Week Ending	**Total Head**	**Average Weight**	**Average Price**
03/14/2020	0	0	$0.00
03/07/2020	0	0	$0.00
02/29/2020	0	0	$0.00
02/22/2020	0	0	$0.00
02/15/2020	0	0	$0.00
Year to Date	**0**	**0**	**$0.00**
Year Ago	**0**	**0**	**$0.00**
5 Year Average	**0**	**0**	**$0.00**
Year Ago % Change	**0.00%**	**0.00%**	**0.00%**
5 Year Average % Change	**0.00%**	**0.00%**	**0.00%**

Source: U.S. Department of Agriculture

Canadian Cattle Prices
Canadian Fed Cattle Prices for Week of 3/14/20
Provided by Alan Dyck and Associates LLC, AESCO, Lethbridge, Alberta, Canada. Contact Alan Dyck at 403-328-1122 or aesco@telus.net for more information.

Average Fed Cattle Prices in $ Canadian					
Steers	This Week	Last Week	Month Ago	Year Ago	5 Year Ave.
1A - 1B	0.00	0.00	0.00	0.00	0.00
1A - 1B - 1C	0.00	0.00	0.00	0.00	0.00
1A - 1B - 1C - 2A	0.00	0.00	0.00	0.00	0.00
1A - 1B - 1C - 2A - 2B	0.00	0.00	0.00	0.00	0.00
1A - 1B - 1C - 2A - 2B - 2C	0.00	0.00	0.00	0.00	0.00
Average Feeder Cattle Prices in Canadian Dollars					
Steers	This Week	Last Week	Month Ago	Year Ago	5 Year Ave.
1A - 1B	0.00	0.00	0.00	0.00	0.00
1A - 1B - 1C	0.00	0.00	0.00	0.00	0.00
1A - 1B - 1C - 2A	0.00	0.00	0.00	0.00	0.00
1A - 1B - 1C - 2A - 2B	0.00	0.00	0.00	0.00	0.00
1A - 1B - 1C - 2A - 2B - 2C	0.00	0.00	0.00	0.00	0.00

Slaughter Cattle Prices for Week of 3/14/20. **AB $ % 245.**
Provided by Alan Dyck and Associates LLC, AESCO, Lethbridge, Alberta, Canada. Contact Alan Dyck at 403-328-1122 or aesco@telus.net for more information.

Alberta Slaughter Cattle					
Steers	This Week	Last Week	Month Ago	Year Ago	5 Year Ave.
1A - 1B	0.00	0.00	0.00	0.00	0.00
1A - 1B - 1C	0.00	0.00	0.00	0.00	0.00
1A - 1B - 1C - 2A	0.00	0.00	0.00	0.00	0.00
1A - 1B - 1C - 2A - 2B	0.00	0.00	0.00	0.00	0.00
1A - 1B - 1C - 2A - 2B - 2C	0.00	0.00	0.00	0.00	0.00

Alberta Weekly Cattle Slaughter 0 head, 0.00 % of the week's total slaughter.

Jones Dairy Farmers
Jones Dairy Farmers Cheese Prices: 1 LOF 1 LOM 1 LOL 1 LOW 1 LOS 1 LOH 1 LOT
Jones Dairy Farmers Butter Prices: 1 LOF 1 LOM 1 LOL 1 LOW 1 LOS 1 LOH 1 LOT

Alberta direct cattle sales by the week have seen light trade develop with demand sellers ranging from 0 head to 0 head. Buyers have been willing to bid up to 0 head. Sellers have been asking up to 0 head. Most of the trade has been done with cattle within negotiated average price of $0.00 per head. Cattle being offered for sale have been 0 % Steers, 0 % Heifers, 0 % Cows and 0 % Bulls. Most of the cattle being offered have been 0 % Black, 0 % Red, 0 % Hereford and 0 % Other. Most of the cattle being offered for sale have been in 0 to 0 weeks. There were a couple lots of cattle that would not be picked up until early May.

Download the Free App
App Store
Google Play

Contents

Chart of the Week

Contents

Photo of the Week

Arizona Cow Calf Pairs.. A Central OR

Contents

"Wonder Year for Beef" Weekly Analysis

In my opinion, 2020 is a great, even changed this week. The volatility and price expansion increased this week, and I believe it will continue for the next few weeks. I'm not a fan of the "Wonder Year" tag, but it does have a nice ring to it. Cattle futures have been on a tear since the beginning of the year, and the cash market has followed. Fed steer and heifer cash trade has risen and doubled in price. There is no doubt that a commodity price rally of this magnitude will have a ripple effect throughout the entire beef industry. Cattle feeders have been the first to feel the pain of the coronavirus and the economic shutdown. The cash market for feeder steers and heifers has been strong, and I believe it will continue to be strong. Feeder cattle futures have been very strong, and I believe they will continue to be strong for the foreseeable future. Wholesale and retail demand for beef has been very strong. Retail beef demand has to be the strongest I have seen in my lifetime. Wholesale demand has been very strong, and I believe it will continue to be strong. Wholesale beef supplies are tight, and I believe they will remain tight for the foreseeable future. Wholesale beef prices have been very strong, and I believe they will continue to be very strong. Cattle slaughter has been very strong, and I believe it will continue to be very strong. Cattle slaughter has been very strong, but off very week in comparison to last year. Beef production has been very strong, but off very week in comparison to last year. Beef production will be very tight for the foreseeable future. Beef production will be very tight for the foreseeable future. Beef production will be very tight for the foreseeable future

Texas/Oklahoma/New Mexico; Kansas; Nebraska; Colorado; Iowa/Minnesota feedlots
(Includes all transactions regardless of delivery day)
For: Week Ending Sunday, 3/10/2024

Confirmed: 61,012 Week Ago: 62,386 Year ago: 64,065

Negotiated Cash Sales	Head Count	Weight Range	Price Range	Avg Weight	Wtd Avg Price
STEERS: LIVE FOB					
Over 80% Choice	20,566	1,300 - 1,700	182.00 - 187.00	1,538	185.26
65 - 80% Choice	5,767	1,175 - 1,580	178.00 - 185.00	1,393	184.67
35 - 65% Choice	1,997	1,150 - 1,390	185.00 - 185.00	1,331	185.00
0 - 35% Choice		-	-		
Total all grades	28,330	1,150 - 1,700	178.00 - 187.00	1,494	185.12
STEERS: LIVE DELIVERED					
Over 80% Choice	698	1,475 - 1,550	186.00 - 188.00	1,525	187.75
65 - 80% Choice		-	-		
35 - 65% Choice		-	-		
0 - 35% Choice		-	-		
Total all grades	698	1,475 - 1,550	186.00 - 188.00	1,525	187.75
STEERS: DRESSED DELIVERED					
Over 80% Choice	5,654	822 - 1,015	290.00 - 300.00	962	293.63
65 - 80% Choice	945	901 - 969	292.00 - 292.00	933	292.00
35 - 65% Choice		-	-		
0 - 35% Choice		-	-		
Total all grades	6,599	822 - 1,015	290.00 - 300.00	958	293.39
STEERS: DRESSED FOB					
Over 80% Choice	689	945 - 984	290.00 - 295.00	972	293.69
65 - 80% Choice		-	-		
35 - 65% Choice		-	-		
0 - 35% Choice		-	-		
Total all grades	689	945 - 984	290.00 - 295.00	972	293.69
HEIFERS: LIVE FOB					
Over 80% Choice	10,704	1,205 - 1,525	183.00 - 187.00	1,375	185.27
65 - 80% Choice	3,381	1,170 - 1,425	184.00 - 185.00	1,247	184.74
35 - 65% Choice	219	1,200 - 1,275	184.00 - 185.00	1,228	184.63

Purchasing Basis Volume

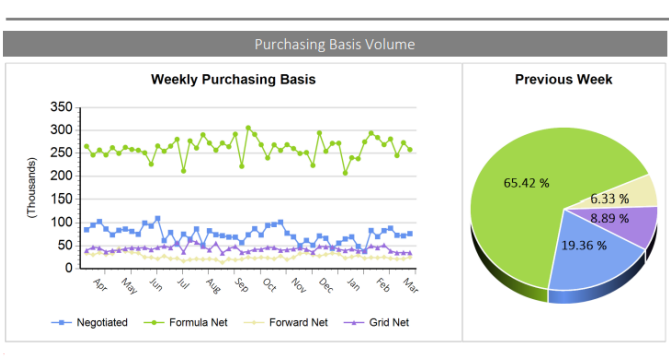

^ Contents

This week's Feedyard Closeouts...

Closeout projections are for cattle placed on feed by a cattle owner at a commercial feedyard and not for cattle owned by a vertically integrated company such as a beef processing company or a feedyard feeding cattle at cost. Cattle cost, cost of gain, and selling price will vary on a regional basis. Cost includes $15 per head for freight to feedyard.

Typical closeout for un-hedged steers sold this week:

- Placed On Feed 180 days ago = September 17, 2023
- Projected P/(L) based on the futures when placed on feed: **$24.50**

***Cost** of 800 lb. steer delivered @ $252.75 per cwt. + $15 freight:	$2,037.00
Feed Cost for 600 lbs. @ $1.13 per lb.	$678.00
Interest on cattle cost for 180 days:	$95.43
Interest on feed cost:	$15.88
Total Cost & Expense:	**$2,826.31**
****Sale proceeds:** 1,400 lb. steer @ **$187.89** per cwt:	**$2,630.46**
This week's Profit/(Loss) per head:	**($195.85)**
Profit/(Loss) per head for previous week:	($211.95)
Change from previous week:	+$16.10
Sale price necessary to breakeven:	**$201.88**

**CME Feeder Cattle Index* ***USDA Market News*

Projected closeout for steers placed on feed this week:

- Projected Sale Date @ 180 days on feed = September 11, 2024

***Cost** of 800 lb. steer delivered @ $248.96 per cwt. + $15 freight:	$2,006.68
Feed Cost for 600 lbs. @ $1.09 per lb.	$654.00
Interest on cattle cost for 180 days:	$94.01
Interest on feed cost:	$15.32
Total Cost & Expense:	**$2,770.01**
****Sale proceeds:** 1,400 lb. steer @ **$185.67** per cwt:	**$2,599.38**
This week's Profit/(Loss) per head:	**($170.63)**
Profit/(Loss) per head for previous week:	($177.14)
Change from previous week:	+6.51
Sale price necessary to breakeven:	**$197.86**

**CME Feeder Cattle Index* ** *October Live Cattle Futures Contract*

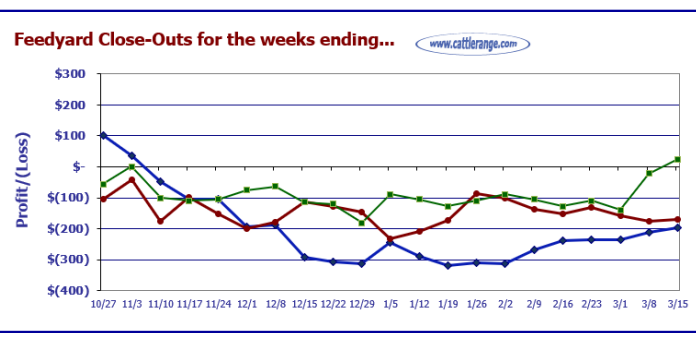

Typical closeout for hedged steers sold this week:	$24.50
Typical closeout for un-hedged steers sold this week:	($195.85)
Projected closeout for steers placed on feed this week:	($170.63)

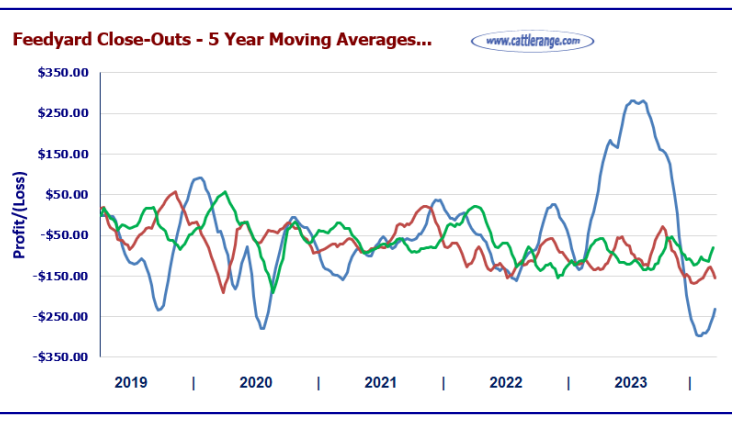

^ Contents

Feeder Steers/Corn Correlation: 5 Year Moving Average
Per cwt. price for feeder & slaughter steers compared to the cost of 25 bushels of corn.

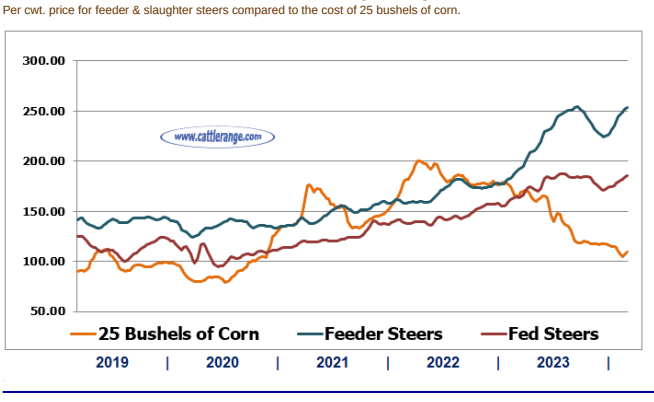

^ Contents

Federally Inspected Slaughter Cattle by Class:
Released by USDA Market News Service on 3/14/24 for week ending 3/2/24

Federally Inspected Slaughter Head & Percentage by Class - U.S.

Cattle	Head	% of Total
Steers	276,113	46.5%
Heifers	190,343	32.0%
Dairy Cows	59,826	10.1%
Other Cows	58,935	9.9%
Bulls	9,019	1.5%
Total	**594,236**	

Livestock Slaughter under Federal Inspection:

Daily Slaughter

Fri Mar 15, 2024		Week Ago	Year Ago	WTD	Prev Week WTD	Last Year WTD	2024 YTD	2023 YTD	YTD % Change
Calves	1,000	1,000	1,369	5,000	5,000	5,622	51,836	69,619	-25.5%
Cattle	113,000	97,000	113,755	586,000	581,000	612,014	6,518,936	6,898,719	-5.5%
Hogs	444,000	442,000	465,521	2,342,000	2,351,000	2,396,394	27,646,561	27,465,401	0.7%
Sheep	6,000	6,000	5,200	40,000	41,000	39,263	391,382	376,139	4.1%

Sat Mar 16, 2024		Week Ago	Year Ago	WTD	Prev Week WTD	Last Year WTD	2024 YTD	2023 YTD	YTD % Change
Calves	0	0	0	5,000	5,000	5,622	51,836	69,619	-25.5%
Cattle	15,000	2,000	16,370	601,000	583,000	628,384	6,533,936	6,915,089	-5.5%
Hogs	137,000	105,000	95,526	2,479,000	2,456,000	2,491,920	27,783,561	27,560,927	0.8%
Sheep	0	0	125	40,000	41,000	39,388	391,382	376,264	4.0%

^ Contents

Boxed Beef Cutouts:

Compared to last week, the Choice cutout was 4.86 higher at 311.90 and the Select cutout 4.97 higher at 302.40. The Choice/Select spread at 9.50, 0.11 narrower.

USDA Estimated Boxed Beef Cut-out Values - as of 1:30pm

Based on negotiated prices and volume of boxed beef cuts delivered within 0-21 days and on average industry cutting yields. Values reflect U.S. dollars per 100 pounds.

	Choice 600-900	Select 600-900
Current Cutout Values:	311.90	302.40
Change from prior day:	1.12	0.71
Choice/Select spread:	9.50	
Total Load Count (Cuts, Trimmings, Grinds):	88	

Composite Primal Values

Primal Rib	471.59	454.39
Primal Chuck	258.72	255.29
Primal Round	273.53	271.91
Primal Loin	412.10	383.51
Primal Brisket	239.18	236.24
Primal Short Plate	225.77	225.77
Primal Flank	148.55	150.28

Load Count And Cutout Value Summary For Prior 5 Days

Date	Choice	Select	Trim	Grinds	Total	Choice 600-900	Select 600-900
03/14	69	16	9	11	106	310.78	301.69
03/13	72	14	5	13	105	309.82	301.04
03/12	56	15	7	9	87	310.59	299.60
03/11	46	14	3	14	77	308.88	298.88
03/08	65	10	0	5	80	307.04	297.43
Current 5 Day Simple Average:						309.42	299.73

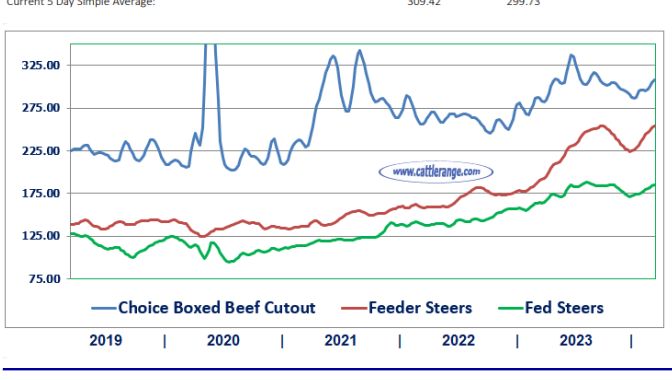

USDA National Steer & Heifer Estimated Grading Percent Report:
Released by USDA Market News Service on 3/14/24 for week ending 3/2/24

```
National, Regional, and State Breakdown of Official USDA Quality Grades.
Percentages derived from each category numerical total, divided by the total
number offered for USDA quality grading in each corresponding area.

                 National       Region       Region       Region       Region
                                  1-5            6          7-8         9-10
-------------------------------------------------------------------------------
Prime              10.31%       18.98%        4.59%       10.43%       10.70%
Choice             73.58%       68.89%       64.18%       76.50%       74.94%
Select             12.58%        8.81%       28.51%        9.87%        6.89%
Other               3.53%        3.33%        2.71%        3.20%        7.47%
-------------------------------------------------------------------------------

                 Nebraska       Kansas        Texas
----------------------------------------------------
Prime              12.95%        7.13%        4.59%
Choice             75.23%       77.68%       64.21%
Select              8.01%       12.10%       28.51%
Other               3.80%        3.09%        2.70%
```

Last Week's Trade Data:

Beef:

Net sales of 11,200 MT for 2024--a marketing-year low--were down 20 percent from the previous week and 19 percent from the prior 4-week average. Increases were primarily for Taiwan (2,300 MT), Japan (2,300 MT, including decreases of 400 MT), Mexico (1,700 MT, including decreases of 100 MT), China (1,700 MT, including decreases of 200 MT), and Canada (1,000 MT, including decreases of 100 MT).

Exports of 16,000 MT were unchanged from the previous week and from the prior 4-week average. The destinations were primarily to South Korea (4,800 MT), Japan (4,100 MT), China (2,500 MT), Mexico (1,800 MT), and Canada (800 MT).

Pork:

Net sales of 24,900 MT for 2024 were down 32 percent from the previous week and 24 percent from the prior 4-week average. Increases primarily for Mexico (11,100 MT, including decreases of 1,000 MT), Japan (5,700 MT, including decreases of 200 MT), South Korea (4,100 MT, including decreases of 200 MT), China (3,900 MT, including decreases of 100 MT), and Colombia (1,000 MT, including decreases of 100 MT), were offset by reductions for Vietnam (4,700 MT).

Exports of 34,500 MT were up 8 percent from the previous week, but down 1 percent from the prior 4-week average. The destinations were primarily to Mexico (11,700 MT), South Korea (5,600 MT), Japan (5,300 MT), China (3,800 MT), and Canada (1,700 MT).

^ Contents

USDA National Retail Beef Report:
National Summary of Advertised Prices for Beef at Major Retail Supermarket Outlets

This week in beef retail the Feature Rate increased by 4.2 percent and the Special Rate increased by 2.1 percent. The Activity Index showed a 2.1 percent increase. Cuts from the rib, round, and brisket showed an increase in ad space this week, while cuts from the loin and chuck showed less ad space compared to last week. Ground beef remained steady.

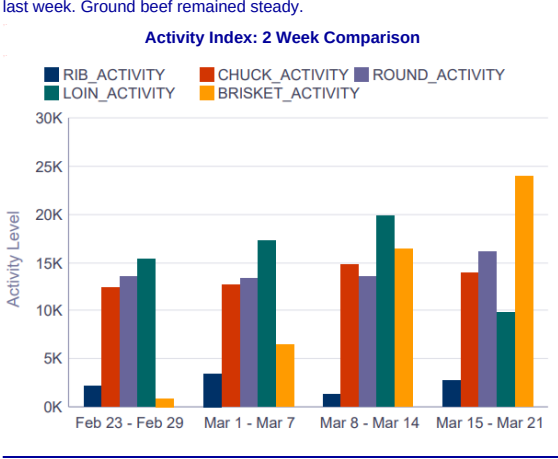

^ Contents

Est. Weekly Meat Production Under Federal Inspection:

Total red meat production under Federal inspection for the week ending Saturday, March 16, 2024 was estimated at 1039.6 million lbs. according to the USDA Marketing Service. This was 2.1 percent higher than a week ago and 2.0 percent lower than a year ago. Cumulative meat production for the year to date was 1.8 percent lower compared to the previous year.

^ Contents

1 Year Bullish/Bearish Consensus Charts from SentimenTrader:

The theory behind the "Bullish/Bearish Consensus" indicator is when the public reaches a consensus, **they are usually wrong:**

- They get too bullish after prices have risen and too bearish after they have already fallen.

Because of this tendency, there are often extremes in opinion right before major changes in trend:

- When the public reaches a bullish extreme, i.e., a great majority thinks prices will keep rising, then prices often decline instead.
- And when they become too bearish, then prices tend to rise.

So when Public Opinion moves above the **red dotted line** in the chart, it means that compared to other readings over the past year, you're seeing **excessive optimism**. You also want to look at the absolute level of Opinion, too - if it's at 90%, then there's no question we're seeing an historic level of bullish opinion. Watch for readings above 80% (or especially 90%) to spot those dangerous times when the public is overly enthusiastic about a commodity.

Conversely, when Public Opinion moves below the **green dotted line**, then the public is **excessively pessimistic** about the commodity's prospects for further gains compared to their opinion over the past year. Looking for absolute readings under 20% (or especially 10%) often indicates an upturn in the market.

Cattle Bullish/Bearish Consensus: 1 Year Chart

Corn Bullish/Bearish Consensus: 1 Year Chart

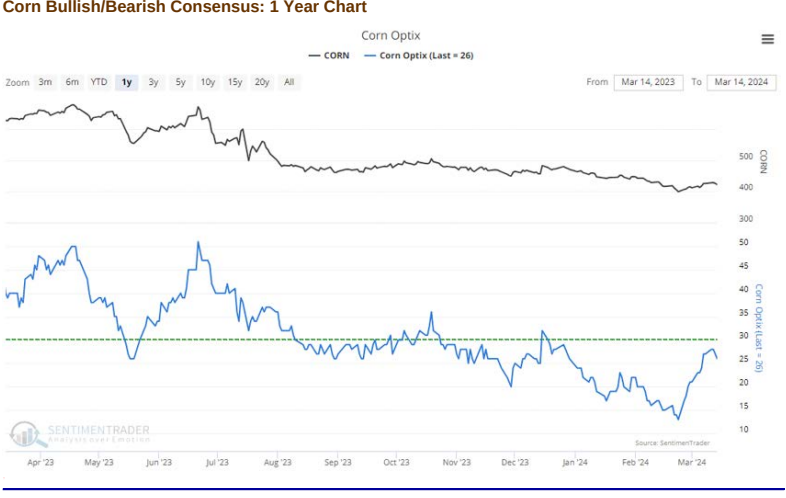

^ Contents

U.S. Dollar - 6 Month Chart:

Over the past 5 years, an average of around 12% of U.S. beef production has been exported, making exports an extremely important factor affecting beef and cattle prices. A strong dollar depresses export demand.

- U.S. Dollar Index

^ Contents

Stock Markets & Economic News:
T. Rowe Price

Prices stop falling in China for first time in half a year

Stocks were mostly lower for the week, as investors weighed upside surprises in inflation data and signs of moderating consumer spending. The Dow Jones Industrial Average held up best among the major indexes and reached a record high on Wednesday before falling back to end the week. Energy shares outperformed on the back of higher oil prices, while technology shares lagged due to weakness in NVIDIA and other chipmakers.

T. Rowe Price traders noted that markets got off to a generally quiet start to the week, as investors awaited the release of consumer inflation data on Tuesday. The Labor Department's consumer price index (CPI) rose 0.4% in February, in line with consensus expectations, but core prices (less food and energy) rose a tick more than expected, also by 0.4%. Investors appeared to take the upside core surprise largely in stride, perhaps because it was due in part to a continued increase in shelter costs, generally considered a lagging indicator of overall inflation trends. Apparel costs jumped 0.6% but remained flat over the past 12 months.

Producers face higher input costs

Thursday's upside producer inflation surprises appeared to cause greater consternation. The producer price index (PPI) rose 0.6% in February, roughly double consensus estimates and the most in six months. While core producer prices rose only 0.3%, this was also slightly more than expected. On a year-over-year basis, headline producer prices were up 1.6%, well above expectations and at the highest level since September. The data appeared to weigh on hopes that low inflation or even deflation in producer prices would eventually flow down to prices paid by consumers.

The stock market's reaction to the inflation data may have been mitigated by surprising weakness in Thursday's retail sales report. The Commerce Department reported that retail sales rose 0.6% in February, but the gain missed expectations and was largely due to an increase in gasoline prices (retail sales data are not adjusted for inflation). Notably, online sales also declined 0.1%, marking a sharp deceleration from the 6.4% increase over the past 12 months. Sales at restaurants and bars increased 0.4%, but also at a slower pace, suggesting some growing consumer caution. Indeed, the University of Michigan's survey of consumer sentiment, released Friday, indicated a modest decline in consumer expectations, with American's perceiving "few signals that the economy is currently improving or deteriorating," according to its lead researcher.

U.S. Stocks:

Index	Friday's Close	Week's Change	% Change YTD
DJIA	38,714.77	-7.92	2.72%
S&P 500	5,117.09	-6.60	7.28%
Nasdaq Composite	15,973.17	-111.94	6.41%
S&P MidCap 400	2,923.76	-28.63	5.11%
Russell 2000	2,039.31	-43.40	0.60%

^ Contents

"**Click Here**" to view a Slide Show of Drought Monitor maps for the last 12 weeks

18.66%	153.5 Million	30.8 Million	30
of the U.S. and 22.25% of the lower 48 states are in drought this week.	acres of major crops in U.S. are experiencing drought conditions this week.	people in the U.S. and 30.1 Million in the lower 48 states are affected by drought this week.	U.S. states are experiencing Moderate Drought (D1) or worse this week.
↑ 1.9% since last week	— 0.0% since last week	↑ 6.5% since last week	— No change since last week
↑ 14.3% since last month	↑ 5.9% since last month	↑ 23.4% since last month	↑ 1 state since last month

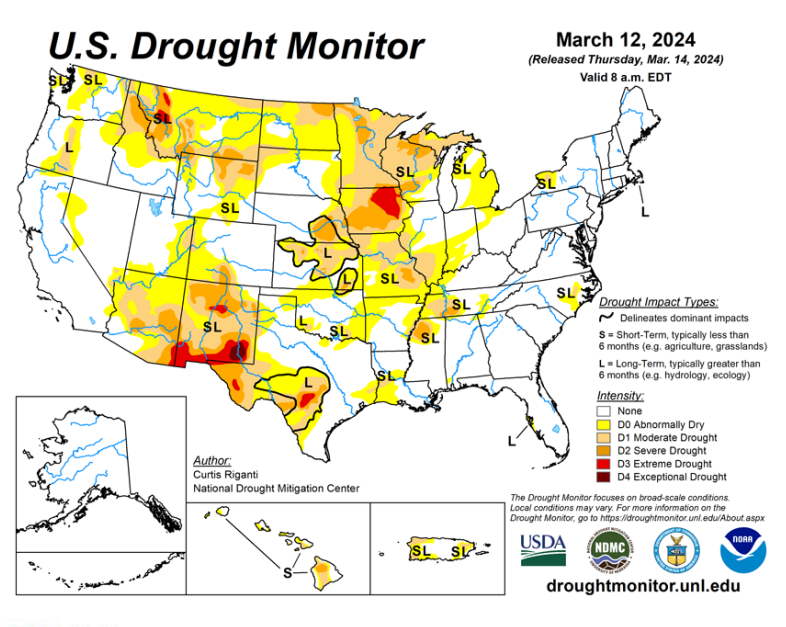

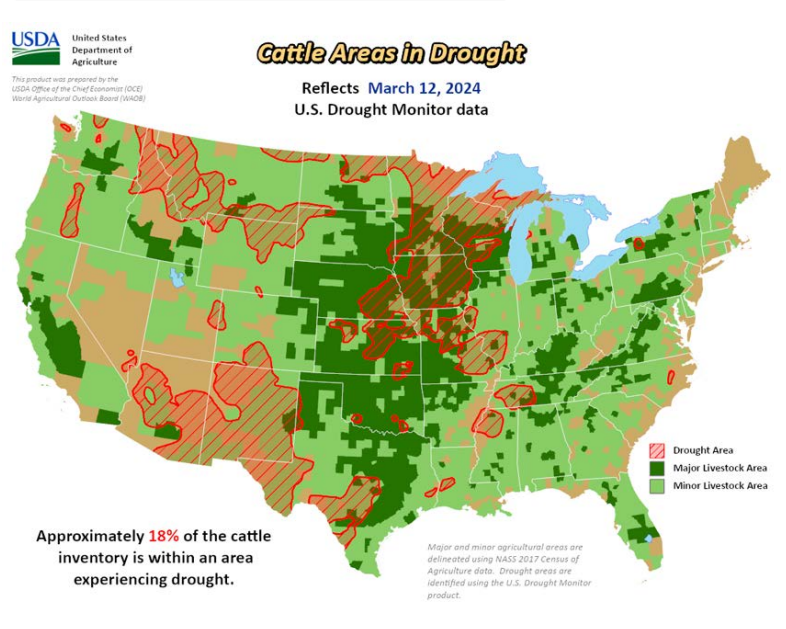

Canadian 90-Day Percent of Average Precipitation:

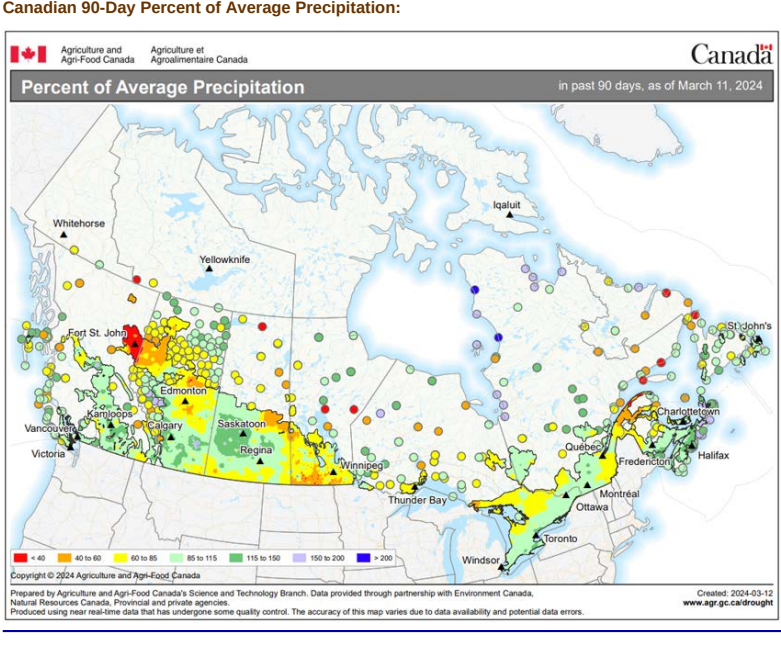

Looking ahead...

According to forecasts from the National Weather Service Weather Prediction Center, heavy snowfall is forecast in the Colorado Front Range area near the beginning of **the forecast period (March 14-15),** while heavy precipitation with this storm system is also likely across other parts of the Four Corners states. Aside from portions of the Four Corners states, much of the West is likely to stay dry through Monday evening. Farther east, through Monday evening, half an inch (or more) of precipitation is forecast from central Nebraska eastward into parts of the Rust Belt. Rainfall amounts of a half inch to 2 inches, with locally higher amounts, is also forecast from central Texas eastward through southeast Oklahoma, Arkansas and southeast Missouri to most of Georgia and Tennessee and southern Kentucky.

The National Weather Service 6-10 day forecast favors near-normal precipitation or above-normal precipitation across the contiguous U.S., covering the period from March 19-23. The highest confidence areas for above-normal precipitation are the Florida Peninsula, along the Gulf Coast, and from the Arizona/New Mexico border northward through Montana. Warmer-than-normal temperatures are favored across parts of the West, especially in Utah, Nevada, California, Idaho, Washington and Oregon, and in parts of the central and southern Great Plains. Below-normal temperatures are favored in the Southeast, excluding the southern Florida Peninsula where near- or above-normal temperatures are favored. Below-normal temperatures are also favored from central Montana eastward through North Dakota and northern South Dakota, Minnesota, Wisconsin and Michigan, with below-normal temperatures slightly favored in the Ohio River Valley and Rust Belt.

Precipitation & Temperature Outlooks:

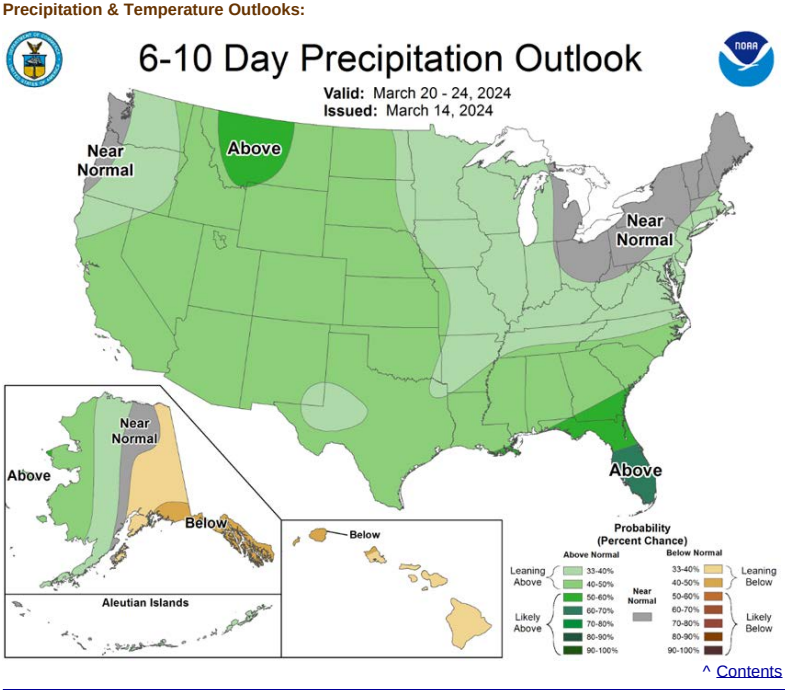

^ Contents

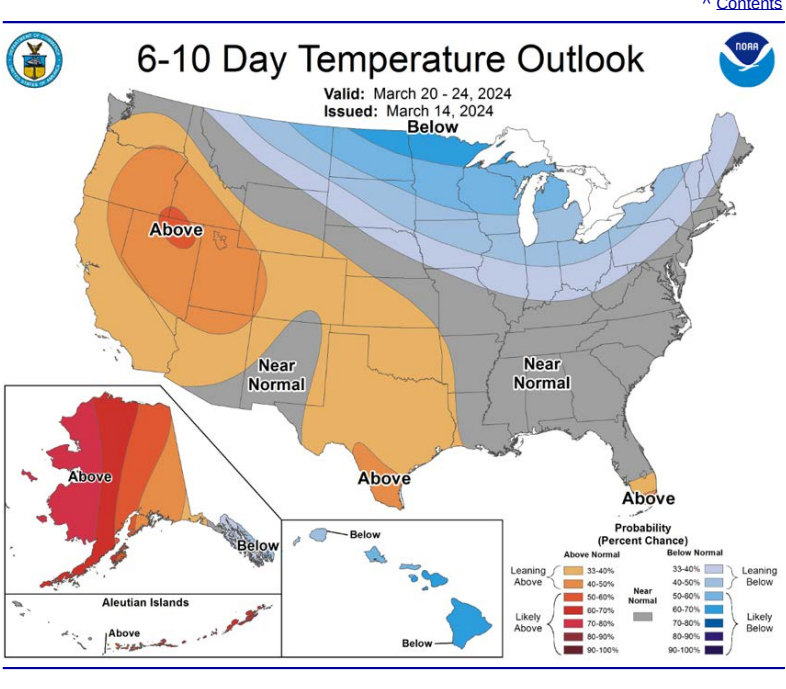

^ Contents

Weekly Grain Market Review:

Grain Prices	This Week	Last Week	1 Month Ago	1 Year Ago	5 Yr. Avg.
Omaha Corn	4.43	4.47	4.31	6.70	5.33
Kansas City Wheat	5.10	5.19	5.00	7.90	6.60
May Corn Futures	4.3675	4.3975	4.1625	6.3450	5.1630
May Wheat Futures	5.2850	5.3775	5.6050	7.1050	6.6129

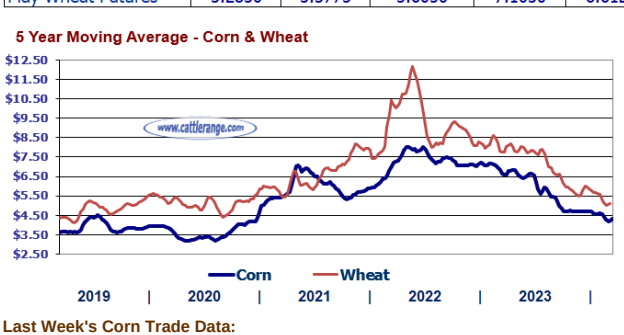

Last Week's Corn Trade Data:

Net sales of 1,283,400 MT for 2023/2024 were up 16 percent from the previous week and 19 percent from the prior 4-week average. Increases primarily for Japan (346,100 MT, including 110,000 MT switched from unknown destinations and decreases of 70,700 MT), Mexico (223,000 MT, including decreases of 1,000 MT), Taiwan (191,900 MT), China (133,000 MT, including 65,000 MT switched from unknown destinations), and Saudi Arabia (132,400 MT, including 60,000 MT switched from unknown destinations), were offset by reductions for unknown destinations (6,700 MT) and Nicaragua (400 MT).

Exports of 1,258,600 MT were up 9 percent from the previous week and 17 percent from the prior 4-week average. The destinations were primarily to Mexico (467,000 MT), Japan (313,100 MT), Colombia (164,400 MT), Taiwan (76,700 MT), and China (68,000 MT).

^ Contents

Regional Auction Reports... Click Link to view entire report

Last Friday & Saturday Auctions:

Burwell Livestock Auction Market - Burwell NE
This Week: 3,244
Last Reported: 3,230
Last Year: 1,640
Compared to last week steers less than 550 lbs sold sharply higher on the day, over 550 lbs sold 4.00 to 5.00 higher. Heifers sold steady to 3.00 higher on most weights. Demand was very good.

Ft. Pierre Livestock Auction - Ft. Pierre SD
This Week: 5,151
Last Reported: 5,911
Last Year: 5,007
Compared to last week: Steers from 600 lbs to 799 lbs were generally 2.00 to 6.00 higher; Heifers from 500 lbs to 549 lbs were 10.00 to 12.00 lower, heifers from 550 lbs to 599 lbs, were steady to 2.00 lower, heifers from 600 lbs to 649 lbs were 8.00 to 12.00 higher, heifers from 650 lbs to 699 lbs were 2.00 to 4.00 lower, heifers from 750 lbs to 799 lbs were 2.00 to 4.00 higher, no other comparisons available.

Tarrington Livestock Market - Lampeter, WE

Last Reported: 2/2
Last Reported: 2/2
Last Week: 0 head
Comments: Compared to last week: lower steers 2.00 to 3.00 higher and heifers sold steady to 2.00 higher. Cows and bulls were quoted fully steady to the round and up the market.

Tarrington Livestock Commission - Tarrington, HF

Last Reported: 2/2
Last Reported: 2/2
Last Week: 0 head
Comments: Compared to last week: slaughter and breeder cows traded 2.00 to 4.00 higher. Slaughter bulls traded 5.00 to 10.00 higher. Slaughter calves and bulls sold 5.00 to 7.00 lower. Trade was dominant good.

Santa Teresa Livestock Auction (Imperial Receipts) - Santa Teresa, NM

Last Reported: 2/2
Last Week: 0 head
Comments: Not enough cattle to go over weight ranges or price ranks but sold steady for comparison to. Heifers compared to last week: Holstein heifers 50 lb heavier sold 2.00 higher. Holstein heifers 50 lb lighter sold steady. Holstein heifers 100 lb heavier sold 5.00 higher. Steer calves weighing over 500 lbs not well tested. Spayed heifers steady to 2.00 higher. Holstein bull calves sold steady to 5.00 higher.

Sioux Falls Livestock Exchange - Sioux Falls, SD

Last Reported: 2/2
Last Week: 0 head
Comments: Not enough cattle of special line carcass age, sexes, yield grades, weighing ranges and/or quality to be considered a significant sale. 600-700 lbs selling fed cow to 50.00 higher. 700-750 lbs sold 5.00-10.00 higher. Up to 600 lbs sold 10.00 higher. Bulls 50.00 higher. Feeder steers 600-700 lbs sold 5.00 higher. Feeder steers 700-800 lbs sold steady to 5.00 higher. Feeder heifers 500-700 lbs sold 10.00 higher. Feeder heifers 700-800 lbs sold steady to 5.00 higher. Feeder calves sold steady to 5.00 higher.

Smith Livestock Commission - Carthage, TN

Last Reported: 2/2
Last Week: 0 head
Comments: Compared to last week: feeder steers 5.00 to 10.00 higher. Feeder bulls unevenly steady to 5.00 higher. Feeder heifers 5.00 to 10.00 higher. Feeder calves 5.00 to 10.00 higher. Slaughter cows and bulls 2.00 to 4.00 higher. Slaughter bulls mostly steady.

Carolina Stockyards - Lewiston-Woodville, NC

Last Reported: 2/2
Last Week: 0 head
Comments: Not enough cattle and/or 5.00 to 5.00 lbs weight compared to last week. Feeder cattle were steady for comparison.

Murray Auctions

Sioux Falls Regional Livestock Report - Worthing, SD

Last Reported: 2/2
Last Week: 0 head
Comments: Not enough cattle of special line carcass age, sexes, yield grades, weighing ranges and/or quality to be considered a significant sale. 600-700 lbs selling fed cow to 50.00 higher. 700-750 lbs sold 5.00-10.00 higher. Up to 600 lbs sold 10.00 higher. Bulls 50.00 higher. Feeder steers 600-700 lbs sold 5.00 higher. Feeder steers 700-800 lbs sold steady to 5.00 higher. Feeder heifers 500-700 lbs sold 10.00 higher. Feeder heifers 700-800 lbs sold steady to 5.00 higher. Feeder calves sold steady to 5.00 higher.

Tri-State Livestock Auction - Grand Island, NE

Last Reported: 2/2
Last Week: 0 head
Comments: Not enough cattle to establish a trend.

Roswell Livestock Auction - Roswell, NM

Last Reported: 2/2
Last Week: 0 head
Comments: Not enough cattle to establish a trend.

Calhoun Livestock Commission - Calhoun, KY

Last Reported: 2/2
Last Week: 0 head
Comments: Compared to last week: lean cows 2.00 to 3.00 higher. Feeder heifers were mostly steady to 2.00 higher. Feeder calves 5.00 to 10.00 higher. Bulls mostly steady.

Cumberland Valley Livestock - Gray, KY

Last Reported: 2/2
Last Week: 0 head
Comments: Compared to last week: lean cows 3.00-5.00 lower. Feeder heifers were mostly steady to 2.00 higher. Feeder calves 5.00-10.00 higher. Feeder bulls mostly steady.

Tri-State Livestock Auction - Joplin, MO

Last Reported: 2/2
Last Week: 0 head
Comments: Not enough cattle of special line carcass age and/or sexes under 500 lbs sold with a steady tendency. Feeder steers 500-700 lbs sold 5.00-10.00 higher. Feeder steers 700-800 lbs sold steady to 5.00 higher. Feeder heifers 500-700 lbs sold 10.00 higher. Feeder heifers 700-800 lbs sold steady to 5.00 higher. Feeder calves sold steady to 5.00 higher.

Farmers Livestock Exchange - Fredericksburg, OH

Last Reported: 2/2
Last Week: 0 head
Comments: Compared to last week: feeder steers and heifers sold steady to 5.00 higher. Feeder calves sold steady to 5.00 higher. Slaughter cows and bulls sold 2.00 higher.

Sioux Falls Regional Livestock Feeder Cattle - Oldham-Ramona, SD

Last Reported: 2/2
Last Week: 0 head
Comments: Not enough cattle of special line carcass age and/or sexes under 500 lbs sold with a steady tendency. Feeder steers 500-700 lbs sold 5.00-10.00 higher. Feeder steers 700-800 lbs sold steady to 5.00 higher. Feeder heifers 500-700 lbs sold 10.00 higher. Feeder heifers 700-800 lbs sold steady to 5.00 higher. Feeder calves sold steady to 5.00 higher.

Jacks Fork Livestock Feeder Cattle - Carthage, MO

Last Reported: 2/2
Last Week: 0 head
Comments: Not enough cattle to establish a trend.

Sioux Falls Regional Livestock Feeder Cattle - Dell Rapids, SD

Last Reported: 2/2
Last Week: 0 head
Comments: Not enough cattle of special line carcass age and/or sexes under 500 lbs sold with a steady tendency. Feeder steers 500-700 lbs sold 5.00-10.00 higher. Feeder steers 700-800 lbs sold steady to 5.00 higher. Feeder heifers 500-700 lbs sold 10.00 higher. Feeder heifers 700-800 lbs sold steady to 5.00 higher. Feeder calves sold steady to 5.00 higher.

Tuesday Auctions

Tri-County Livestock Auction - Whitesville, TX

Last Reported: 2/2
Last Week: 0 head
Comments: Compared to last week: Feeder steers and heifers sold 5.00 to 10.00 higher. Trade was fairly active on feeder cattle and slaughter cows and bulls sold 2.00 to 4.00 higher on a limited test.

Winter Livestock Auction - Kearney, NE

Last Reported: 2/2
Last Week: 0 head
Comments: Not enough cattle to establish a trend.

Wills Livestock Commission - Fort Worth, TX

Last Reported: 2/2
Last Week: 0 head
Comments: Compared to last week: Feeder steers and heifers sold 5.00 to 10.00 higher with heavier weight feeder steers and heifers 10.00 higher. Feeder calves sold 10.00 higher. Slaughter cows and bulls sold 2.00 higher.

White City Livestock Commission Auction - White City, KS

Last Reported: 2/2
Last Week: 0 head
Comments: Not enough cattle to establish a trend.

Tarrington Livestock - Lampeter, WE

Last Reported: 2/2
Last Week: 0 head
Comments: Compared to last week: lower steers and heifers sold 2.00 to 3.00 higher and higher weight steers and heifers 5.00 higher. Cows and bulls were quoted fully steady to the round and up the market.

Tarrington Livestock Commission - Tarrington, HF

Last Reported: 2/2
Last Week: 0 head
Comments: Compared to last week: feeder steers and heifers sold 5.00 to 10.00 higher. Feeder calves sold 5.00 to 10.00 higher. Slaughter cows and bulls sold 5.00 to 7.00 lower. Trade was dominant good.

Santa Teresa Livestock Auction (Imperial Receipts) - Santa Teresa, NM

Last Reported: 2/2
Last Week: 0 head
Comments: Not enough cattle to go over weight ranges or price ranks but sold steady for comparison to. Compared to last week: Holstein heifers 50 lb heavier sold 2.00 higher. Holstein heifers 50 lb lighter sold steady. Holstein heifers 100 lb heavier sold 5.00 higher. Steer calves weighing over 500 lbs not well tested. Spayed heifers steady to 2.00 higher. Holstein bull calves sold steady to 5.00 higher.

Sioux Falls Livestock Exchange - Sioux Falls, SD

Last Reported: 2/2
Last Week: 0 head
Comments: Not enough cattle of special line carcass age, sexes, yield grades, weighing ranges and/or quality to be considered a significant sale. 600-700 lbs selling fed cow to 50.00 higher. 700-750 lbs sold 5.00-10.00 higher. Up to 600 lbs sold 10.00 higher. Bulls 50.00 higher. Feeder steers 600-700 lbs sold 5.00 higher. Feeder steers 700-800 lbs sold steady to 5.00 higher. Feeder heifers 500-700 lbs sold 10.00 higher. Feeder heifers 700-800 lbs sold steady to 5.00 higher. Feeder calves sold steady to 5.00 higher.

Smith Livestock Commission - Carthage, TN

Last Reported: 2/2
Last Week: 0 head
Comments: Compared to last week: feeder steers 5.00 to 10.00 higher. Feeder bulls unevenly steady to 5.00 higher. Feeder heifers 5.00 to 10.00 higher. Feeder calves 5.00 to 10.00 higher. Slaughter cows and bulls 2.00 to 4.00 higher. Slaughter bulls mostly steady.

Carolina Stockyards - Lewiston-Woodville, NC

Last Reported: 2/2
Last Week: 0 head
Comments: Not enough cattle and/or 5.00 to 5.00 lbs weight compared to last week. Feeder cattle were steady for comparison.

Murray Auctions

Sioux Falls Regional Livestock Report - Worthing, SD

Last Reported: 2/2
Last Week: 0 head
Comments: Not enough cattle of special line carcass age, sexes, yield grades, weighing ranges and/or quality to be considered a significant sale. 600-700 lbs selling fed cow to 50.00 higher. 700-750 lbs sold 5.00-10.00 higher. Up to 600 lbs sold 10.00 higher. Bulls 50.00 higher. Feeder steers 600-700 lbs sold 5.00 higher. Feeder steers 700-800 lbs sold steady to 5.00 higher. Feeder heifers 500-700 lbs sold 10.00 higher. Feeder heifers 700-800 lbs sold steady to 5.00 higher. Feeder calves sold steady to 5.00 higher.

Tri-State Livestock Auction - Grand Island, NE

Last Reported: 2/2
Last Week: 0 head
Comments: Not enough cattle to establish a trend.

Roswell Livestock Auction - Roswell, NM

Last Reported: 2/2
Last Week: 0 head
Comments: Not enough cattle to establish a trend.

Calhoun Livestock Commission - Calhoun, KY

Last Reported: 2/2
Last Week: 0 head
Comments: Compared to last week: lean cows 2.00 to 3.00 higher. Feeder heifers were mostly steady to 2.00 higher. Feeder calves 5.00 to 10.00 higher. Bulls mostly steady.

Cumberland Valley Livestock - Gray, KY

Last Reported: 2/2
Last Week: 0 head
Comments: Compared to last week: lean cows 3.00-5.00 lower. Feeder heifers were mostly steady to 2.00 higher. Feeder calves 5.00-10.00 higher. Feeder bulls mostly steady.

Tri-State Livestock Auction - Joplin, MO

Last Reported: 2/2
Last Week: 0 head
Comments: Not enough cattle of special line carcass age and/or sexes under 500 lbs sold with a steady tendency. Feeder steers 500-700 lbs sold 5.00-10.00 higher. Feeder steers 700-800 lbs sold steady to 5.00 higher. Feeder heifers 500-700 lbs sold 10.00 higher. Feeder heifers 700-800 lbs sold steady to 5.00 higher. Feeder calves sold steady to 5.00 higher.

Farmers Livestock Exchange - Fredericksburg, OH

Last Reported: 2/2
Last Week: 0 head
Comments: Compared to last week: feeder steers and heifers sold steady to 5.00 higher. Feeder calves sold steady to 5.00 higher. Slaughter cows and bulls sold 2.00 higher.

Sioux Falls Regional Livestock Feeder Cattle - Oldham-Ramona, SD

Last Reported: 2/2
Last Week: 0 head
Comments: Not enough cattle of special line carcass age and/or sexes under 500 lbs sold with a steady tendency. Feeder steers 500-700 lbs sold 5.00-10.00 higher. Feeder steers 700-800 lbs sold steady to 5.00 higher. Feeder heifers 500-700 lbs sold 10.00 higher. Feeder heifers 700-800 lbs sold steady to 5.00 higher. Feeder calves sold steady to 5.00 higher.

Jacks Fork Livestock Feeder Cattle - Carthage, MO

Last Reported: 2/2
Last Week: 0 head
Comments: Not enough cattle to establish a trend.

Sioux Falls Regional Livestock Feeder Cattle - Dell Rapids, SD

Last Reported: 2/2
Last Week: 0 head
Comments: Not enough cattle of special line carcass age and/or sexes under 500 lbs sold with a steady tendency. Feeder steers 500-700 lbs sold 5.00-10.00 higher. Feeder steers 700-800 lbs sold steady to 5.00 higher. Feeder heifers 500-700 lbs sold 10.00 higher. Feeder heifers 700-800 lbs sold steady to 5.00 higher. Feeder calves sold steady to 5.00 higher.

Wednesday Auctions

Red Oak Livestock Auction - Aberdeen SD

Last Reported: 2/2
Last Week: 0 head
Comments: Compared to last week: Feeder steers and heifers 50 lb lighter sold 10.00 to 15.00 higher. Feeder steers and heifers 50 lb heavier sold 5.00 to 10.00 higher. Feeder steers and heifers 100 lb heavier sold 10.00 higher. Feeder calves sold 10.00 higher. Slaughter cows and bulls 2.00 higher. Trade was active on feeder cattle and slaughter cows and bulls on a limited test.

Winter Livestock Auction - Kearney, NE

Last Reported: 2/2
Last Week: 0 head
Comments: Not enough cattle to establish a trend.

Wills Livestock Commission - Fort Worth, TX

Last Reported: 2/2
Last Week: 0 head
Comments: Compared to last week: Feeder steers and heifers sold 5.00 to 10.00 higher with heavier weight feeder steers and heifers 10.00 higher. Feeder calves sold 10.00 higher. Slaughter cows and bulls sold 2.00 higher.

White City Livestock Commission Auction - White City, KS

Last Reported: 2/2
Last Week: 0 head
Comments: Not enough cattle to establish a trend.

Tarrington Livestock - Lampeter, WE

Last Reported: 2/2
Last Week: 0 head
Comments: Compared to last week: lower steers and heifers sold 2.00 to 3.00 higher and higher weight steers and heifers 5.00 higher. Cows and bulls were quoted fully steady to the round and up the market.

Tarrington Livestock Commission - Tarrington, HF

Last Reported: 2/2
Last Week: 0 head
Comments: Compared to last week: feeder steers and heifers sold 5.00 to 10.00 higher. Feeder calves sold 5.00 to 10.00 higher. Slaughter cows and bulls sold 5.00 to 7.00 lower. Trade was dominant good.

Santa Teresa Livestock Auction (Imperial Receipts) - Santa Teresa, NM

Last Reported: 2/2
Last Week: 0 head
Comments: Not enough cattle to go over weight ranges or price ranks but sold steady for comparison to. Compared to last week: Holstein heifers 50 lb heavier sold 2.00 higher. Holstein heifers 50 lb lighter sold steady. Holstein heifers 100 lb heavier sold 5.00 higher. Steer calves weighing over 500 lbs not well tested. Spayed heifers steady to 2.00 higher. Holstein bull calves sold steady to 5.00 higher.

Sioux Falls Livestock Exchange - Sioux Falls, SD

Last Reported: 2/2
Last Week: 0 head
Comments: Not enough cattle of special line carcass age, sexes, yield grades, weighing ranges and/or quality to be considered a significant sale. 600-700 lbs selling fed cow to 50.00 higher. 700-750 lbs sold 5.00-10.00 higher. Up to 600 lbs sold 10.00 higher. Bulls 50.00 higher. Feeder steers 600-700 lbs sold 5.00 higher. Feeder steers 700-800 lbs sold steady to 5.00 higher. Feeder heifers 500-700 lbs sold 10.00 higher. Feeder heifers 700-800 lbs sold steady to 5.00 higher. Feeder calves sold steady to 5.00 higher.

Smith Livestock Commission - Carthage, TN

Last Reported: 2/2
Last Week: 0 head
Comments: Compared to last week: feeder steers 5.00 to 10.00 higher. Feeder bulls unevenly steady to 5.00 higher. Feeder heifers 5.00 to 10.00 higher. Feeder calves 5.00 to 10.00 higher. Slaughter cows and bulls 2.00 to 4.00 higher. Slaughter bulls mostly steady.

Carolina Stockyards - Lewiston-Woodville, NC

Last Reported: 2/2
Last Week: 0 head
Comments: Not enough cattle and/or 5.00 to 5.00 lbs weight compared to last week. Feeder cattle were steady for comparison.

Murray Auctions

Sioux Falls Regional Livestock Report - Worthing, SD

Last Reported: 2/2
Last Week: 0 head
Comments: Not enough cattle of special line carcass age, sexes, yield grades, weighing ranges and/or quality to be considered a significant sale. 600-700 lbs selling fed cow to 50.00 higher. 700-750 lbs sold 5.00-10.00 higher. Up to 600 lbs sold 10.00 higher. Bulls 50.00 higher. Feeder steers 600-700 lbs sold 5.00 higher. Feeder steers 700-800 lbs sold steady to 5.00 higher. Feeder heifers 500-700 lbs sold 10.00 higher. Feeder heifers 700-800 lbs sold steady to 5.00 higher. Feeder calves sold steady to 5.00 higher.

Tri-State Livestock Auction - Grand Island, NE

Last Reported: 2/2
Last Week: 0 head
Comments: Not enough cattle to establish a trend.

Roswell Livestock Auction - Roswell, NM

Last Reported: 2/2
Last Week: 0 head
Comments: Not enough cattle to establish a trend.

Calhoun Livestock Commission - Calhoun, KY

Last Reported: 2/2
Last Week: 0 head
Comments: Compared to last week: lean cows 2.00 to 3.00 higher. Feeder heifers were mostly steady to 2.00 higher. Feeder calves 5.00 to 10.00 higher. Bulls mostly steady.

Cumberland Valley Livestock - Gray, KY

Last Reported: 2/2
Last Week: 0 head
Comments: Compared to last week: lean cows 3.00-5.00 lower. Feeder heifers were mostly steady to 2.00 higher. Feeder calves 5.00-10.00 higher. Feeder bulls mostly steady.

Tri-State Livestock Auction - Joplin, MO

Last Reported: 2/2
Last Week: 0 head
Comments: Not enough cattle of special line carcass age and/or sexes under 500 lbs sold with a steady tendency. Feeder steers 500-700 lbs sold 5.00-10.00 higher. Feeder steers 700-800 lbs sold steady to 5.00 higher. Feeder heifers 500-700 lbs sold 10.00 higher. Feeder heifers 700-800 lbs sold steady to 5.00 higher. Feeder calves sold steady to 5.00 higher.

Farmers Livestock Exchange - Fredericksburg, OH

Last Reported: 2/2
Last Week: 0 head
Comments: Compared to last week: feeder steers and heifers sold steady to 5.00 higher. Feeder calves sold steady to 5.00 higher. Slaughter cows and bulls sold 2.00 higher.

Sioux Falls Regional Livestock Feeder Cattle - Oldham-Ramona, SD

Last Reported: 2/2
Last Week: 0 head
Comments: Not enough cattle of special line carcass age and/or sexes under 500 lbs sold with a steady tendency. Feeder steers 500-700 lbs sold 5.00-10.00 higher. Feeder steers 700-800 lbs sold steady to 5.00 higher. Feeder heifers 500-700 lbs sold 10.00 higher. Feeder heifers 700-800 lbs sold steady to 5.00 higher. Feeder calves sold steady to 5.00 higher.

Jacks Fork Livestock Feeder Cattle - Carthage, MO

Last Reported: 2/2
Last Week: 0 head
Comments: Not enough cattle to establish a trend.

Sioux Falls Regional Livestock Feeder Cattle - Dell Rapids, SD

Last Reported: 2/2
Last Week: 0 head
Comments: Not enough cattle of special line carcass age and/or sexes under 500 lbs sold with a steady tendency. Feeder steers 500-700 lbs sold 5.00-10.00 higher. Feeder steers 700-800 lbs sold steady to 5.00 higher. Feeder heifers 500-700 lbs sold 10.00 higher. Feeder heifers 700-800 lbs sold steady to 5.00 higher. Feeder calves sold steady to 5.00 higher.

Contents

Direct Sales of Feeder & Stocker Cattle - Click on a link to view report

Colorado Direct Cattle Report

Last Reported: 2/2
Last Week: 0 head
Comments: Compared to last week: fair enough comparable Current FOB totals of steers or heifers for a small number of cattle. Fair enough comparable Current FOB totals of steers or heifers for a small number of cattle. Fair enough comparable Current FOB totals of steers or heifers for a small number of cattle. Current price FOB based on net weights after a 2.0% shrink and a 96.0% dressing percentage. Current price FOB based on net weights after a 2.0% shrink and a 96.0% dressing percentage. Current price FOB based on net weights after a 2.0% shrink and a 96.0% dressing percentage.

Montana Direct Cattle Report

Last Reported: 2/2
Last Week: 0 head
Comments: Not enough cattle to establish a trend.

Nebraska Direct Cattle Report

Last Reported: 2/2
Last Week: 0 head
Comments: Not enough cattle to establish a trend.

Oregon Direct Cattle Report

Last Reported: 2/2
Last Week: 0 head
Comments: Not enough cattle to establish a trend.

Tennessee Direct Cattle Report

Last Reported: 2/2
Last Week: 0 head
Comments: Not enough cattle to establish a trend.

Texas Direct Cattle Report

Last Reported: 2/2
Last Week: 0 head
Comments: Not enough cattle to establish a trend.

Washington Direct Cattle Report

Last Reported: 2/2
Last Week: 0 head
Comments: Not enough cattle to establish a trend.

Wyoming Direct Cattle Report

Last Reported: 2/2
Last Week: 0 head
Comments: Not enough cattle to establish a trend.

Tri-State Direct Cattle Report

Last Reported: 2/2
Last Week: 0 head
Comments: Compared to last week: Current FOB steers and heifers sold steady. Trade activity was moderate on a limited number of cattle. Current price FOB based on net weights after a 2.0% shrink and a 96.0% dressing percentage. Current price FOB based on net weights after a 2.0% shrink and a 96.0% dressing percentage. Current price FOB based on net weights after a 2.0% shrink and a 96.0% dressing percentage.

Eastern Colorado Green Cattle Report (CANCELLED)

Last Reported: 2/2
Last Week: 0 head
Comments: Not enough cattle to establish a trend.

Nebraska Direct Cattle Report

Last Reported: 2/2
Last Week: 0 head
Comments: Not enough cattle to establish a trend.

Oregon Direct Cattle Report

Last Reported: 2/2
Last Week: 0 head
Comments: Not enough cattle to establish a trend.

Tennessee Direct Cattle Report

Last Reported: 2/2
Last Week: 0 head
Comments: Not enough cattle to establish a trend.

Texas Direct Cattle Report

Last Reported: 2/2
Last Week: 0 head
Comments: Not enough cattle to establish a trend.

Washington Direct Cattle Report

Last Reported: 2/2
Last Week: 0 head
Comments: Not enough cattle to establish a trend.

Wyoming Direct Cattle Report

Last Reported: 2/2
Last Week: 0 head
Comments: Not enough cattle to establish a trend.

Tri-State Direct Cattle Report

Last Reported: 2/2
Last Week: 0 head
Comments: Compared to last week: Current FOB steers and heifers sold steady. Trade activity was moderate on a limited number of cattle. Current price FOB based on net weights after a 2.0% shrink and a 96.0% dressing percentage. Current price FOB based on net weights after a 2.0% shrink and a 96.0% dressing percentage. Current price FOB based on net weights after a 2.0% shrink and a 96.0% dressing percentage.

Southeast Direct Cattle Report (SLAUGHTER/LEAN/BULL)

Last Reported: 2/2
Last Week: 0 head
Comments: Compared to last week: Current FOB steers and heifers sold steady. Trade activity and demand were moderate on a limited number of cattle. Current price FOB based on net weights after a 2.0% shrink and a 96.0% dressing percentage. Current price FOB based on net weights after a 2.0% shrink and a 96.0% dressing percentage. Current price FOB based on net weights after a 2.0% shrink and a 96.0% dressing percentage.

Texas Direct Cattle Report

Last Reported: 2/2
Last Week: 0 head
Comments: Not enough cattle to establish a trend.

Washington Direct Cattle Report

Last Reported: 2/2
Last Week: 0 head
Comments: Not enough cattle to establish a trend.

Wyoming Direct Cattle Report

Last Reported: 2/2
Last Week: 0 head
Comments: Not enough cattle to establish a trend.

Tri-State Direct Cattle Report

Last Reported: 2/2
Last Week: 0 head
Comments: Compared to last week: Current FOB steers and heifers sold steady. Trade activity was moderate on a limited number of cattle. Current price FOB based on net weights after a 2.0% shrink and a 96.0% dressing percentage. Current price FOB based on net weights after a 2.0% shrink and a 96.0% dressing percentage. Current price FOB based on net weights after a 2.0% shrink and a 96.0% dressing percentage.

Southeast Direct Cattle Report (SLAUGHTER/LEAN/BULL)

Last Reported: 2/2
Last Week: 0 head
Comments: Compared to last week: Current FOB steers and heifers sold steady. Trade activity and demand were moderate on a limited number of cattle. Current price FOB based on net weights after a 2.0% shrink and a 96.0% dressing percentage. Current price FOB based on net weights after a 2.0% shrink and a 96.0% dressing percentage. Current price FOB based on net weights after a 2.0% shrink and a 96.0% dressing percentage.

Texas Direct Cattle Report

Last Reported: 2/2
Last Week: 0 head
Comments: Not enough cattle to establish a trend.

Washington Direct Cattle Report

Last Reported: 2/2
Last Week: 0 head
Comments: Not enough cattle to establish a trend.

Wyoming Direct Cattle Report

Last Reported: 2/2
Last Week: 0 head
Comments: Not enough cattle to establish a trend.

Tri-State Direct Cattle Report

Last Reported: 2/2
Last Week: 0 head
Comments: Compared to last week: Current FOB steers and heifers sold steady. Trade activity was moderate on a limited number of cattle. Current price FOB based on net weights after a 2.0% shrink and a 96.0% dressing percentage. Current price FOB based on net weights after a 2.0% shrink and a 96.0% dressing percentage. Current price FOB based on net weights after a 2.0% shrink and a 96.0% dressing percentage.

Southeast Direct Cattle Report (SLAUGHTER/LEAN/BULL)

Last Reported: 2/2
Last Week: 0 head
Comments: Compared to last week: Current FOB steers and heifers sold steady. Trade activity and demand were moderate on a limited number of cattle. Current price FOB based on net weights after a 2.0% shrink and a 96.0% dressing percentage. Current price FOB based on net weights after a 2.0% shrink and a 96.0% dressing percentage. Current price FOB based on net weights after a 2.0% shrink and a 96.0% dressing percentage.

Texas Direct Cattle Report

Last Reported: 2/2
Last Week: 0 head
Comments: Not enough cattle to establish a trend.

Washington Direct Cattle Report

Last Reported: 2/2
Last Week: 0 head
Comments: Not enough cattle to establish a trend.

Wyoming Direct Cattle Report

Last Reported: 2/2
Last Week: 0 head
Comments: Not enough cattle to establish a trend.

Contents

USDA Weekly Hay Reports - Click on a link to displayed report

- Alabama
- Arizona
- California
- Colorado
- Idaho
- Kansas
- Kentucky
- Minnesota
- Missouri
- Montana
- Nebraska
- Oregon
- South Dakota
- Tennessee
- Washington (Seattle Region)
- Wyoming

Contents

Although all information is from sources believed to be accurate & timely, it is not guaranteed. The Cattle Range Journal assumes no responsibility for any loss or damage resulting from the use of information contained in this publication. Copyright © 2010 The Cattle Range Journal. All Rights Reserved.

Subscribe to U.S. Cattle Auction Results and other products on The Cattle Range