The Cattle Range

www.cattlerange.com

Weekly Market Summary

For the week ending December 20, 2020

For the week, a commanding light trade cattle market, with Cash Fresh trade was 1.00 lower and Cash Frozen trade was 2.00 lower. Feeder cattle and futures closed mixed. Cattle on feed placements were 2% lower than last year, while marketings were 1% lower. Boxed beef prices were mixed. Cutout values for all three categories were higher.

CME Cattle Futures Contract Volume

CME Cattle Futures Contract Volume

Change from Previous Day: -0.05% **Change from 60 Days Ago:** -20.67%
Boxed Beef Cutout: Choice -0.27% Select -0.27% **Boxed Beef Cutout:** Choice +0.24% Select +0.24%

Cash Fresh Trade for the South 5-Area Direct was 1.00 lower and the North 5-Area was 2.00 lower. Dressed sales were reported in the Texas 5-Area for a total of 2,500 head. Cash Frozen trade was 2.00 lower. Net weighted average for all cattle traded was 1.00 lower at $125.00 and a total of 4,500 head was reported in the previous working day. Last week's Cash Fresh trade was 1.00 lower and Cash Frozen was 2.00 lower compared to the previous week.

Feeder cattle futures closed mixed. Feeder cattle on feed placements were down 2.0% from last year. Feeder cattle traded 2.00 lower to 3.00 higher. In the 5-Area weekly, Feeder Cattle traders closed the week from 0.50 to 1.75 higher.

Corn futures closed higher. Corn traded mixed. Ethanol and Corn Futures closed higher.

Boxed Beef Cutouts closed mixed. Choice was 0.27 lower at $214.34 and the Select was 0.27 lower at $208.34. Compared to last week, Choice averaged 0.24 higher and Select averaged 0.24 higher. Last week's Choice cutout averaged $214.04 and Select $207.84. Last week's Choice cutout was 0.24 higher and Select was 0.24 higher compared to the previous week.

Fed Cattle Trade for the South 5-Area was 1.00 lower and the North 5-Area was 2.00 lower. Dressed sales were reported in the Texas 5-Area for a total of 2,500 head. Net weighted average for all cattle traded was 1.00 lower at $125.00 and a total of 4,500 head was reported in the previous working day. Last week's Fed Cattle trade was 1.00 lower and Cash Frozen was 2.00 lower compared to the previous week.

Futures closed mixed. Feeder Cattle traders closed the week from 0.50 to 1.75 higher. Corn futures closed higher. Ethanol and Corn Futures closed higher. Boxed Beef Cutouts closed mixed.

Stocker Cattle Trade closed mixed. Feeder Cattle traders closed the week from 0.50 to 1.75 higher. In the 5-Area weekly, Feeder Cattle futures closed the week from 0.50 to 1.75 higher. Corn futures closed higher. Ethanol and Corn Futures closed higher. Boxed Beef Cutouts closed mixed.

Stocker Options The national average price for stocker steers was 268.50, 3.75 higher with trade mostly 2.50 higher. Stocker heifers were 2.50 higher.

Feeder Cow Cutout 0.38 lower at 112.62.

Slaughter Cows Trade mostly 2.00 higher to 2.00 lower.

Slaughter Bulls Trade mostly 2.00 higher to 2.00 lower.

Cattle on Feed placements were down 2% from last year and marketings were down 1% from last year. Placements were 103% of last year's pace and marketings were 99% of last year's pace. Placements were 99% of last year's pace and marketings were 98% of last year's pace. Placements were 99% of the pace to date and 1.0 percent lower compared to the previous year.

Feeder Cattle Down Under closed lower at 5.15 cent (Aussie) or 3.8385 USD (United States) per kilogram.

Click on "Back Market" to return to the menu.

Click on "Feedlot Placements" to view Cattle on Feed Placements by Feedlot.

Click on "Feedlot Marketings" to view Cattle on Feed Marketings by Feedlot.

Click on "Back Market" to return to the menu.

Contents:

- Weekly Market Overview
- Stocker & Feeder Cattle Weekly Averages
- CME Feeder Cattle Index
- Feeder & Stocker Steer Places
- Feeder Cattle Futures Contract Details, & Fed Steers
- Feedstuffs Weekly Prices
- Corn Futures of Feeder & Stocker Cattle by Week
- Cattle Futures, Long Term Market Chart
- Mexican Feeder Cattle Weekly Import Summary
- Canadian Cattle
- Ethanol Markets
- Corn Futures
- Historical Beef Weekly Averages
- Fed Cattle
- Feedstuff Contracts, Profit/Loss
- Feeder Steer/Corn Correlation
- Fed Cattle by Grade
- Boxed Beef Futures
- Boxed Beef Cutout Contract Details
- U.S. Weekly Beef Production Under Federal Inspection
- Nutritional Business Completed, Cattle & Corn
- U.S. Dollar, & Mexican Peso
- Stock Markets & Economic Notes
- Weather Outlook
- National Grain Summary
- Delivered Feedlot Bids/Basis
- Direct Sales of Feeder & Stocker Cattle
- Weekly Feed Ingredients

Cattle in the scheme below are counted because we have them in six of interest but which contract was most active is not known at the time of the Cattle Range.

Click your "Back Button" to return to the menu.

Click on "Feedlot Placements" to view Cattle on Feed Placements by Feedlot.

Click on "Feedlot Marketings" to view Cattle on Feed Marketings by Feedlot.

- 2021 Obama Emergency Relief in Anti-BSE Mission Cattle Force Farmers
- Economic Impact of 2020 Fall Harvest on Rural Economies
- Government Seizes Control of Ranchers's Land to Protect a Tiny Species
- A Golden Decade, or Devastating Decade for Farmers?
- Annual Inflation Jumped to 6.2% in November but Core Consumer Prices Rose
- Fed Cattle Prices Are Up Sharply
- Tyrelega reports Cattle Stocks and Calves Down, Beef Cows Up

Contents

Change from Previous Day: -0.05% **Change from 60 Days Ago:** -20.67%
Boxed Beef Cutout: Choice -0.27% Select -0.27% **Boxed Beef Cutout:** Choice +0.24% Select +0.24%

Boxed Beef Cutouts closed mixed. Choice was 0.27 lower at $214.34 and the Select was 0.27 lower at $208.34. Compared to last week, Choice averaged 0.24 higher and Select averaged 0.24 higher. Last week's Choice cutout averaged $214.04 and Select $207.84. Last week's Choice cutout was 0.24 higher and Select was 0.24 higher compared to the previous week.

Fed Cattle Trade for the South 5-Area was 1.00 lower and the North 5-Area was 2.00 lower. Dressed sales were reported in the Texas 5-Area for a total of 2,500 head. Net weighted average for all cattle traded was 1.00 lower at $125.00 and a total of 4,500 head was reported in the previous working day. Last week's Fed Cattle trade was 1.00 lower and Cash Frozen was 2.00 lower compared to the previous week.

Futures closed mixed. Feeder Cattle traders closed the week from 0.50 to 1.75 higher. Corn futures closed higher. Ethanol and Corn Futures closed higher. Boxed Beef Cutouts closed mixed.

Stocker Cattle Trade closed mixed. Feeder Cattle traders closed the week from 0.50 to 1.75 higher. In the 5-Area weekly, Feeder Cattle futures closed the week from 0.50 to 1.75 higher. Corn futures closed higher. Ethanol and Corn Futures closed higher. Boxed Beef Cutouts closed mixed.

Stocker Options The national average price for stocker steers was 268.50, 3.75 higher with trade mostly 2.50 higher. Stocker heifers were 2.50 higher.

Feeder Cow Cutout 0.38 lower at 112.62.

Slaughter Cows Trade mostly 2.00 higher to 2.00 lower.

Slaughter Bulls Trade mostly 2.00 higher to 2.00 lower.

Cattle on Feed placements were down 2% from last year and marketings were down 1% from last year. Placements were 103% of last year's pace and marketings were 99% of last year's pace. Placements were 99% of last year's pace and marketings were 98% of last year's pace. Placements were 99% of the pace to date and 1.0 percent lower compared to the previous year.

Feeder Cattle Down Under closed lower at 5.15 cent (Aussie) or 3.8385 USD (United States) per kilogram.

Click on "Back Button" to return to the menu.

Contents:

- Weekly Market Overview
- Stocker & Feeder Cattle Weekly Averages
- CME Feeder Cattle Index
- Feeder & Stocker Steer Places
- Feeder Cattle Futures Contract Details, & Fed Steers
- Feedstuffs Weekly Prices
- Corn Futures of Feeder & Stocker Cattle by Week
- Cattle Futures, Long Term Market Chart
- Mexican Feeder Cattle Weekly Import Summary
- Canadian Cattle
- Ethanol Markets
- Corn Futures
- Historical Beef Weekly Averages
- Fed Cattle
- Feedstuff Contracts, Profit/Loss
- Feeder Steer/Corn Correlation
- Fed Cattle by Grade
- Boxed Beef Futures
- Boxed Beef Cutout Contract Details
- U.S. Weekly Beef Production Under Federal Inspection
- Nutritional Business Completed, Cattle & Corn
- U.S. Dollar, & Mexican Peso
- Stock Markets & Economic Notes
- Weather Outlook
- National Grain Summary
- Delivered Feedlot Bids/Basis
- Direct Sales of Feeder & Stocker Cattle
- Weekly Feed Ingredients

Contents

National Feeder & Stocker Cattle Sale Receipts

Feeder Steers, Feeder Heifers, Stocker Steers, Stocker Heifers combined weekly averages, December 20, 2020

	Feeder Steers		Feeder Heifers		Stocker Steers		Stocker Heifers	
	550-600	700-750	550-600	700-750	550-600	700-750	550-600	700-750
Weekly Average	125.00	125.00	125.00	125.00	125.00	125.00	125.00	125.00
Head Count	4,500	4,500	4,500	4,500	4,500	4,500	4,500	4,500
Last Week	126.00	126.00	126.00	126.00	126.00	126.00	126.00	126.00
Last Year	145.00	145.00	145.00	145.00	145.00	145.00	145.00	145.00

Weekly Feeder & Stocker Cattle Marketings

CME Feeder Cattle Index: 5-Year Change: +10.84% - 10-Week Range: +15.7% to -20.8%

Contents

The Feeder & Stocker Cattle prices below are calculated average prices compiled to show the overall trend of cattle sales and are not necessarily representative of any specific marketplace or region.

Feeder Steers

	550-600	700-750	850-900
Wk Ending Dec 20	125.00	125.00	125.00
Wk Ago	126.00	126.00	126.00
Wk Ago	127.00	127.00	127.00
Wk Ago	127.00	127.00	127.00
Wk Ago	127.00	127.00	127.00
Year Ago	145.00	145.00	145.00
5-Year Average	148.00	148.00	148.00
5-Year High	167.00	167.00	167.00
5-Year Low	125.00	125.00	125.00
Year To Date	148.00	148.00	148.00
Last Year To Date	145.00	145.00	145.00
Net Change	-1.00	-1.00	-1.00
Weekly Sales	4,500	4,500	4,500
Weekly Average	125.00	125.00	125.00
Last Week Sales	4,500	4,500	4,500
Last Week Average	126.00	126.00	126.00
Last Year Sales	4,500	4,500	4,500
Last Year Average	145.00	145.00	145.00

Stocker Steers

	550-600	700-750	850-900
Wk Ending Dec 20	268.50	268.50	268.50
Wk Ago	265.00	265.00	265.00
Wk Ago	264.00	264.00	264.00
Wk Ago	264.00	264.00	264.00
Wk Ago	264.00	264.00	264.00
Year Ago	284.00	284.00	284.00
5-Year Average	284.00	284.00	284.00
5-Year High	304.00	304.00	304.00
5-Year Low	264.00	264.00	264.00
Year To Date	284.00	284.00	284.00
Last Year To Date	284.00	284.00	284.00
Net Change	3.75	3.75	3.75
Weekly Sales	4,500	4,500	4,500
Weekly Average	268.50	268.50	268.50
Last Week Sales	4,500	4,500	4,500
Last Week Average	265.00	265.00	265.00
Last Year Sales	4,500	4,500	4,500
Last Year Average	284.00	284.00	284.00

Contents

10 Year Moving Average - Stocker, Feeder & Fed Steers

Cattle Futures: Weekly Continuous Contract Prices

Contents

Cattle Futures: Charts of Commitment of Traders

Mexican Feeder Cattle Weekly Import Summary

IMPORTS			
	Current Week	Previous Week	Year Ago
Feeder Steers	1,000 Head	1,000 Head	1,000 Head
Mexico	10,000	10,000	10,000
Total	10,000	10,000	10,000
Feeder Heifers			
Mexico	10,000	10,000	10,000
Total	10,000	10,000	10,000
Grand Total	20,000	20,000	20,000
Year To Date	20,000	20,000	20,000
Last Year To Date	20,000	20,000	20,000
Net Change	0.00	0.00	0.00
Weekly Average	10,000	10,000	10,000
Last Year Average	10,000	10,000	10,000

Source U.S.Department Agriculture, Agricultural Marketing Service

Negative 10 - Commercial Trading, Long short and spreading sold steadily, traders sell short and spreading covered positions. Net short positions were covered by short sales.

Counterpoint Trading - Commercial Trading, Long short and spreading long sold, traders sell short and spreading covered positions. Net short positions were covered by short sales.

Positive 10 - Commercial Trading, Long short and spreading long bought steadily, traders buy short and spreading covered positions. Net short positions were covered by short sales.

Counterpoint Trading - Commercial Trading, Long short and spreading long bought, traders buy short and spreading covered positions. Net short positions were covered by short sales.

Contents

Canadian Cattle Prices

Average Canadian Dollars per kilogram, live weight, all grades, all sexes, including Holstein steers, Canadian Dairy Commission, Canadian Cattle Identification Agency, Canfax, Canada Beef Import Program

Average Feeder Cattle Prices in U.S. Dollars

	Steers 500-600	Steers 600-700	Steers 700-800	Heifers 500-600	Heifers 600-700	Heifers 700-800
Dec 18, 2020	3.07	2.97	2.87	2.77	2.67	2.57
Dec 11, 2020	3.07	2.97	2.87	2.77	2.67	2.57
Dec 04, 2020	3.07	2.97	2.87	2.77	2.67	2.57
Nov 27, 2020	3.07	2.97	2.87	2.77	2.67	2.57
Year Ago	3.07	2.97	2.87	2.77	2.67	2.57
5-Year Average	3.07	2.97	2.87	2.77	2.67	2.57
5-Year High	3.07	2.97	2.87	2.77	2.67	2.57
5-Year Low	3.07	2.97	2.87	2.77	2.67	2.57
Year To Date	3.07	2.97	2.87	2.77	2.67	2.57
Last Year To Date	3.07	2.97	2.87	2.77	2.67	2.57
Net Change	0.00	0.00	0.00	0.00	0.00	0.00

Feeder Cattle Futures

	Feeder Cattle Futures		Feeder Cattle Futures	
Dec 18, 2020	1.50	1.50	1.50	1.50
Dec 11, 2020	1.50	1.50	1.50	1.50
Dec 04, 2020	1.50	1.50	1.50	1.50
Nov 27, 2020	1.50	1.50	1.50	1.50
Year Ago	1.50	1.50	1.50	1.50
5-Year Average	1.50	1.50	1.50	1.50
5-Year High	1.50	1.50	1.50	1.50
5-Year Low	1.50	1.50	1.50	1.50
Year To Date	1.50	1.50	1.50	1.50
Last Year To Date	1.50	1.50	1.50	1.50
Net Change	0.00	0.00	0.00	0.00

Ethanol Futures

	Ethanol Futures		Ethanol Futures	
Dec 18, 2020	1.50	1.50	1.50	1.50
Dec 11, 2020	1.50	1.50	1.50	1.50
Dec 04, 2020	1.50	1.50	1.50	1.50
Nov 27, 2020	1.50	1.50	1.50	1.50
Year Ago	1.50	1.50	1.50	1.50
5-Year Average	1.50	1.50	1.50	1.50
5-Year High	1.50	1.50	1.50	1.50
5-Year Low	1.50	1.50	1.50	1.50
Year To Date	1.50	1.50	1.50	1.50
Last Year To Date	1.50	1.50	1.50	1.50
Net Change	0.00	0.00	0.00	0.00

Corn Futures

	Corn Futures		Corn Futures	
Dec 18, 2020	1.50	1.50	1.50	1.50
Dec 11, 2020	1.50	1.50	1.50	1.50
Dec 04, 2020	1.50	1.50	1.50	1.50
Nov 27, 2020	1.50	1.50	1.50	1.50
Year Ago	1.50	1.50	1.50	1.50
5-Year Average	1.50	1.50	1.50	1.50
5-Year High	1.50	1.50	1.50	1.50
5-Year Low	1.50	1.50	1.50	1.50
Year To Date	1.50	1.50	1.50	1.50
Last Year To Date	1.50	1.50	1.50	1.50
Net Change	0.00	0.00	0.00	0.00

Weekly Feedstuffs Prices

	Soybean Meal	Soybean Oil	Corn	Ethanol
Dec 18, 2020	1.50	1.50	1.50	1.50
Dec 11, 2020	1.50	1.50	1.50	1.50
Dec 04, 2020	1.50	1.50	1.50	1.50
Nov 27, 2020	1.50	1.50	1.50	1.50
Year Ago	1.50	1.50	1.50	1.50
5-Year Average	1.50	1.50	1.50	1.50
5-Year High	1.50	1.50	1.50	1.50
5-Year Low	1.50	1.50	1.50	1.50
Year To Date	1.50	1.50	1.50	1.50
Last Year To Date	1.50	1.50	1.50	1.50
Net Change	0.00	0.00	0.00	0.00

Weekly Fed Cattle Prices

	Fed Cattle		Fed Cattle	
Dec 18, 2020	1.50	1.50	1.50	1.50
Dec 11, 2020	1.50	1.50	1.50	1.50
Dec 04, 2020	1.50	1.50	1.50	1.50
Nov 27, 2020	1.50	1.50	1.50	1.50
Year Ago	1.50	1.50	1.50	1.50
5-Year Average	1.50	1.50	1.50	1.50
5-Year High	1.50	1.50	1.50	1.50
5-Year Low	1.50	1.50	1.50	1.50
Year To Date	1.50	1.50	1.50	1.50
Last Year To Date	1.50	1.50	1.50	1.50
Net Change	0.00	0.00	0.00	0.00

Weekly Boxed Beef Cutout Values

	Choice		Select	
Dec 18, 2020	1.50	1.50	1.50	1.50
Dec 11, 2020	1.50	1.50	1.50	1.50
Dec 04, 2020	1.50	1.50	1.50	1.50
Nov 27, 2020	1.50	1.50	1.50	1.50
Year Ago	1.50	1.50	1.50	1.50
5-Year Average	1.50	1.50	1.50	1.50
5-Year High	1.50	1.50	1.50	1.50
5-Year Low	1.50	1.50	1.50	1.50
Year To Date	1.50	1.50	1.50	1.50
Last Year To Date	1.50	1.50	1.50	1.50
Net Change	0.00	0.00	0.00	0.00

Weekly Feeder Cattle Futures

	Feeder Cattle Futures		Feeder Cattle Futures	
Dec 18, 2020	1.50	1.50	1.50	1.50
Dec 11, 2020	1.50	1.50	1.50	1.50
Dec 04, 2020	1.50	1.50	1.50	1.50
Nov 27, 2020	1.50	1.50	1.50	1.50
Year Ago	1.50	1.50	1.50	1.50
5-Year Average	1.50	1.50	1.50	1.50
5-Year High	1.50	1.50	1.50	1.50
5-Year Low	1.50	1.50	1.50	1.50
Year To Date	1.50	1.50	1.50	1.50
Last Year To Date	1.50	1.50	1.50	1.50
Net Change	0.00	0.00	0.00	0.00

Weekly Feedstuffs Contracts Profit/Loss

	Soybean Meal	Soybean Oil	Corn	Ethanol
Dec 18, 2020	1.50	1.50	1.50	1.50
Dec 11, 2020	1.50	1.50	1.50	1.50
Dec 04, 2020	1.50	1.50	1.50	1.50
Nov 27, 2020	1.50	1.50	1.50	1.50
Year Ago	1.50	1.50	1.50	1.50
5-Year Average	1.50	1.50	1.50	1.50
5-Year High	1.50	1.50	1.50	1.50
5-Year Low	1.50	1.50	1.50	1.50
Year To Date	1.50	1.50	1.50	1.50
Last Year To Date	1.50	1.50	1.50	1.50
Net Change	0.00	0.00	0.00	0.00

Weekly Fed Cattle Profit/Loss

	Fed Cattle		Fed Cattle	
Dec 18, 2020	1.50	1.50	1.50	1.50
Dec 11, 2020	1.50	1.50	1.50	1.50
Dec 04, 2020	1.50	1.50	1.50	1.50
Nov 27, 2020	1.50	1.50	1.50	1.50
Year Ago	1.50	1.50	1.50	1.50
5-Year Average	1.50	1.50	1.50	1.50
5-Year High	1.50	1.50	1.50	1.50
5-Year Low	1.50	1.50	1.50	1.50
Year To Date	1.50	1.50	1.50	1.50
Last Year To Date	1.50	1.50	1.50	1.50
Net Change	0.00	0.00	0.00	0.00

Weekly Boxed Beef Cutout Values

	Choice		Select	
Dec 18, 2020	1.50	1.50	1.50	1.50
Dec 11, 2020	1.50	1.50	1.50	1.50
Dec 04, 2020	1.50	1.50	1.50	1.50
Nov 27, 2020	1.50	1.50	1.50	1.50
Year Ago	1.50	1.50	1.50	1.50
5-Year Average	1.50	1.50	1.50	1.50
5-Year High	1.50	1.50	1.50	1.50
5-Year Low	1.50	1.50	1.50	1.50
Year To Date	1.50	1.50	1.50	1.50
Last Year To Date	1.50	1.50	1.50	1.50
Net Change	0.00	0.00	0.00	0.00

Weekly Stocker Cattle Futures

	Feeder Cattle Futures		Feeder Cattle Futures	
Dec 18, 2020	1.50	1.50	1.50	1.50
Dec 11, 2020	1.50	1.50	1.50	1.50
Dec 04, 2020	1.50	1.50	1.50	1.50
Nov 27, 2020	1.50	1.50	1.50	1.50
Year Ago	1.50	1.50	1.50	1.50
5-Year Average	1.50	1.50	1.50	1.50
5-Year High	1.50	1.50	1.50	1.50
5-Year Low	1.50	1.50	1.50	1.50
Year To Date	1.50	1.50	1.50	1.50
Last Year To Date	1.50	1.50	1.50	1.50
Net Change	0.00	0.00	0.00	0.00

Weekly Corn Futures

	Corn Futures		Corn Futures	
Dec 18, 2020	1.50	1.50	1.50	1.50
Dec 11, 2020	1.50	1.50	1.50	1.50
Dec 04, 2020	1.50	1.50	1.50	1.50
Nov 27, 2020	1.50	1.50	1.50	1.50
Year Ago	1.50	1.50	1.50	1.50
5-Year Average	1.50	1.50	1.50	1.50
5-Year High	1.50	1.50	1.50	1.50
5-Year Low	1.50	1.50	1.50	1.50
Year To Date	1.50	1.50	1.50	1.50
Last Year To Date	1.50	1.50	1.50	1.50
Net Change	0.00	0.00	0.00	0.00

Weekly Ethanol Futures

	Ethanol Futures		Ethanol Futures	
Dec 18, 2020	1.50	1.50	1.50	1.50
Dec 11, 2020	1.50	1.50	1.50	1.50
Dec 04, 2020	1.50	1.50	1.50	1.50
Nov 27, 2020	1.50	1.50	1.50	1.50
Year Ago	1.50	1.50	1.50	1.50
5-Year Average	1.50	1.50	1.50	1.50
5-Year High	1.50	1.50	1.50	1.50
5-Year Low	1.50	1.50	1.50	1.50
Year To Date	1.50	1.50	1.50	1.50
Last Year To Date	1.50	1.50	1.50	1.50
Net Change	0.00	0.00	0.00	0.00

Weekly Stocker Options

	Stocker Options		Stocker Options	
Dec 18, 2020	1.50	1.50	1.50	1.50
Dec 11, 2020	1.50	1.50	1.50	1.50
Dec 04, 2020	1.50	1.50	1.50	1.50
Nov 27, 2020	1.50	1.50	1.50	1.50
Year Ago	1.50	1.50	1.50	1.50
5-Year Average	1.50	1.50	1.50	1.50
5-Year High	1.50	1.50	1.50	1.50
5-Year Low	1.50	1.50	1.50	1.50
Year To Date	1.50	1.50	1.50	1.50
Last Year To Date	1.50	1.50	1.50	1.50
Net Change	0.00	0.00	0.00	0.00

Weekly Feeder Cow Cutout

	Feeder Cow Cutout		Feeder Cow Cutout	
Dec 18, 2020	1.50	1.50	1.50	1.50
Dec 11, 2020	1.50	1.50	1.50	1.50
Dec 04, 2020	1.50	1.50	1.50	1.50
Nov 27, 2020	1.50	1.50	1.50	1.50
Year Ago	1.50	1.50	1.50	1.50
5-Year Average	1.50	1.50	1.50	1.50
5-Year High	1.50	1.50	1.50	1.50
5-Year Low	1.50	1.50	1.50	1.50
Year To Date	1.50	1.50	1.50	1.50
Last Year To Date	1.50	1.50	1.50	1.50
Net Change	0.00	0.00	0.00	0.00

Weekly Slaughter Cow Prices

	Slaughter Cows		Slaughter Cows	
Dec 18, 2020	1.50	1.50	1.50	1.50
Dec 11, 2020	1.50	1.50	1.50	1.50
Dec 04, 2020	1.50	1.50	1.50	1.50
Nov 27, 2020	1.50	1.50	1.50	1.50
Year Ago	1.50	1.50	1.50	1.50
5-Year Average	1.50	1.50	1.50	1.50
5-Year High	1.50	1.50	1.50	1.50
5-Year Low	1.50	1.50	1.50	1.50
Year To Date	1.50	1.50	1.50	1.50
Last Year To Date	1.50	1.50	1.50	1.50
Net Change	0.00	0.00	0.00	0.00

Weekly Slaughter Bull Prices

	Slaughter Bulls		Slaughter Bulls	
Dec 18, 2020	1.50	1.50	1.50	1.50
Dec 11, 2020	1.50	1.50	1.50	1.50
Dec 04, 2020	1.50	1.50	1.50	1.50
Nov 27, 2020	1.50	1.50	1.50	1.50
Year Ago	1.50	1.50	1.50	1.50
5-Year Average	1.50	1.50	1.50	1.50
5-Year High	1.50	1.50	1.50	1.50
5-Year Low	1.50	1.50	1.50	1.50
Year To Date	1.50	1.50	1.50	1.50
Last Year To Date	1.50	1.50	1.50	1.50
Net Change	0.00	0.00	0.00	0.00

Weekly Cattle on Feed Placements

	Cattle on Feed Placements		Cattle on Feed Placements	
Dec 18, 2020	1.50	1.50	1.50	1.50
Dec 11, 2020	1.50	1.50	1.50	1.50
Dec 04, 2020	1.50	1.50	1.50	1.50
Nov 27, 2020	1.50	1.50	1.50	1.50
Year Ago	1.50	1.50	1.50	1.50
5-Year Average	1.50	1.50	1.50	1.50
5-Year High	1.50	1.50	1.50	1.50
5-Year Low	1.50	1.50	1.50	1.50
Year To Date	1.50	1.50	1.50	1.50
Last Year To Date	1.50	1.50	1.50	1.50
Net Change	0.00	0.00	0.00	0.00

Weekly Cattle on Feed Marketings

	Cattle on Feed Marketings		Cattle on Feed Marketings	
Dec 18, 2020	1.50	1.50	1.50	1.50
Dec 11, 2020	1.50	1.50	1.50	1.50
Dec 04, 2020	1.50	1.50	1.50	1.50
Nov 27, 2020	1.50	1.50	1.50	1.50
Year Ago	1.50	1.50	1.50	1.50
5-Year Average	1.50	1.50	1.50	1.50
5-Year High	1.50	1.50	1.50	1.50
5-Year Low	1.50	1.50	1.50	1.50
Year To Date	1.50	1.50	1.50	1.50
Last Year To Date	1.50	1.50	1.50	1.50
Net Change	0.00	0.00	0.

Texas/Oklahoma/New Mexico; Kansas; Nebraska; Colorado; Iowa/Minnesota feedlots
(Includes all transactions regardless of delivery day)
For: Week Ending Sunday, 12/10/2023

Confirmed: 55,444 Week Ago: 57,879 Year ago: 52,727

Negotiated Cash Sales	Head Count	Weight Range	Price Range	Avg Weight	Wtd Avg Price
STEERS: LIVE FOB					
Over 80% Choice	14,798	1,150 - 1,675	166.00 - 171.00	1,551	169.47
65 - 80% Choice	5,777	1,220 - 1,600	170.00 - 171.00	1,401	170.98
35 - 65% Choice	1,536	1,220 - 1,425	169.00 - 171.00	1,343	170.58
0 - 35% Choice		-	-		
Total all grades	22,111	1,150 - 1,675	166.00 - 171.00	1,497	169.94
STEERS: LIVE DELIVERED					
Over 80% Choice	125	1,350 - 1,500	171.00 - 172.00	1,459	171.27
65 - 80% Choice		-	-		
35 - 65% Choice		-	-		
0 - 35% Choice		-	-		
Total all grades	125	1,350 - 1,500	171.00 - 172.00	1,459	171.27
STEERS: DRESSED DELIVERED					
Over 80% Choice	11,102	844 - 1,080	265.00 - 272.00	1,002	269.54
65 - 80% Choice	1,444	890 - 1,008	267.00 - 271.00	962	270.35
35 - 65% Choice		-	-		
0 - 35% Choice		-	-		
Total all grades	12,546	844 - 1,080	265.00 - 272.00	998	269.63
STEERS: DRESSED FOB					
Over 80% Choice	1,670	914 - 992	270.00 - 272.00	966	271.02
65 - 80% Choice		-	-		
35 - 65% Choice		-	-		
0 - 35% Choice		-	-		
Total all grades	1,670	914 - 992	270.00 - 272.00	966	271.02
HEIFERS: LIVE FOB					
Over 80% Choice	7,754	1,210 - 1,550	166.00 - 172.00	1,374	170.22
65 - 80% Choice	3,146	1,150 - 1,400	169.00 - 171.00	1,264	170.66
35 - 65% Choice	572	1,180 - 1,340	170.00 - 171.00	1,266	170.68

Purchasing Basis Volume

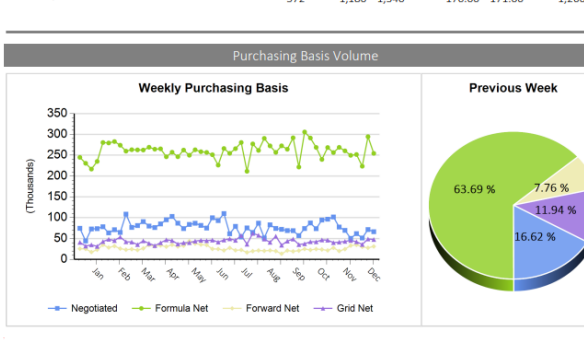

^ Contents

This week's Feedyard Closeouts...

Closeout projections are for cattle placed on feed by a cattle owner at a commercial feedyard and not for cattle owned by a vertically integrated company such as a beef processing company or a feedyard feeding cattle at cost. Cattle cost, cost of gain, and selling price will vary on a regional basis and projections assume grain is purchased/contracted at the time cattle are placed on feed. Cost includes $15 per head for freight to feedyard.

Typical closeout for un-hedged steers sold this week:

- Placed On Feed 150 days ago = July 18, 2023
- Projected P/(L) based on the futures when placed on feed: **($113.49)**

***Cost** of 750 lb. steer delivered @ $238.45 per cwt. + $15 freight:	$1,803.38
Feed Cost for 600 lbs. @ $1.18 per lb.	$708.00
Interest on cattle cost for 165 days:	$62.99
Interest on feed cost:	$12.37
Total Cost & Expense:	**$2,586.74**
****Sale proceeds:** 1,350 lb. steer @ **$170.00** per cwt:	**$2,295.00**
This week's Profit/(Loss) per head:	**($291.74)**
Profit/(Loss) per head for previous week:	($189.10)
Change from previous week:	-$102.64
Sale price necessary to breakeven:	**$191.61**

CME Feeder Cattle Index ***5 Area Daily Weighted Average*

Projected closeout for steers placed on feed this week:

- Projected Sale Date @ 150 days on feed = May 13, 2024

***Cost** of 750 lb. steer delivered @ $217.84 per cwt. + $15 freight:	$1,648.80
Feed Cost for 600 lbs. @ $1.14 per lb.	$684.00
Interest on cattle cost for 165 days:	$62.68
Interest on feed cost:	$13.00
Total Cost & Expense:	**$2,408.48**
****Sale proceeds:** 1,350 lb. steer @ **$170.05** per cwt:	**$2,295.68**
This week's Profit/(Loss) per head:	**($112.80)**
Profit/(Loss) per head for previous week:	($180.28)
Change from previous week:	+$67.48
Sale price necessary to breakeven:	**$178.41**

CME Feeder Cattle Index* * June Live Cattle Futures Contract*

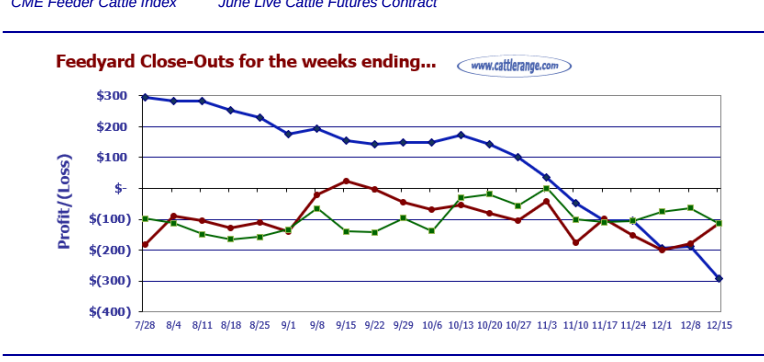

Typical closeout for hedged steers sold this week:	**($113.49)**
Typical closeout for un-hedged steers sold this week:	**($291.74)**
Projected closeout for steers placed on feed this week:	**($112.80)**

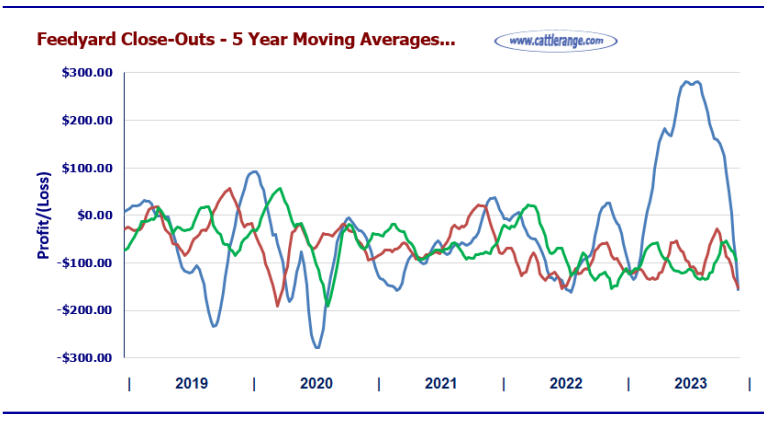

^ Contents

Feeder Steers/Corn Correlation: 5 Year Moving Average
Per cwt. price for feeder & slaughter steers compared to the cost of 25 bushels of corn.

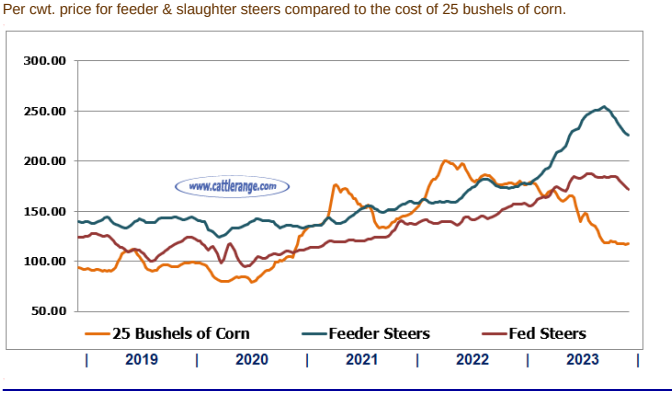

^ Contents

Federally Inspected Slaughter Cattle by Class:
Released by USDA Market News Service on 12/14/23 for week ending 12/14/23

Federally Inspected Slaughter Head & Percentage by Class - U.S.

Cattle	Head	% of Total
Steers	296,214	46.3%
Heifers	202,470	31.6%
Dairy Cows	55,211	8.6%
Other Cows	76,533	12.0%
Bulls	9,487	1.5%
Total	**639,915**	

Livestock Slaughter under Federal Inspection:

```
                              CATTLE   CALVES       HOGS    SHEEP
Friday 12/15/2023            121,000    1,000    478,000    4,000
Week ago                     122,000    1,000    479,000    5,000
Year ago (act)               118,000    2,000    446,000    5,000
Week to date                 626,000    5,000  2,392,000   38,000
Same Period Last Week        624,000    5,000  2,425,000   38,000
Same Period Last Year (act)  603,000    8,000  2,376,000   37,000

Saturday 12/16/2023           23,000        0    297,000        0
Week ago                      11,000        0    249,000        0
Year ago (act)                20,000        0    203,000        0
Week to date                 649,000    5,000  2,689,000   38,000
Same Period Last Week        635,000    5,000  2,674,000   38,000
Same Period Last Year* (act) 622,000    7,000  2,580,000   37,000
2023 Year to Date         31,113,00  275,000 122,688,000 1,758,000
2022 *Year to Date        32,570,00  347,000 120,705,000 1,684,000
Percent change                 -4.5%   -20.7%       1.6%     4.4%
2023 *Totals subject to revision
2022 *Totals adjusted to reflect NASS revisions
Yearly totals may not add due to rounding
Previous day            Steer and Heifer   Cow and Bull
          Thursday          98,000            27,000
```

^ Contents

Boxed Beef Cutouts:

Compared to last week, the Choice cutout was 3.63 higher at 291.64 and the Select cutout 2.92 higher at 260.82. The Choice/Select spread at 30.82, 0.71 wider.

USDA Estimated Boxed Beef Cut-out Values - as of 1:30pm

Based on negotiated prices and volume of boxed beef cuts delivered within 0-21 days and on average industry cutting yields. Values reflect U.S. dollars per 100 pounds.

	Choice 600-900	Select 600-900
Current Cutout Values:	291.64	260.82
Change from prior day:	(0.68)	2.56
Choice/Select spread:	30.82	
Total Load Count (Cuts, Trimmings, Grinds):	134	

Composite Primal Values		
Primal Rib	591.37	470.40
Primal Chuck	229.52	224.18
Primal Round	203.96	201.92
Primal Loin	385.34	320.20
Primal Brisket	248.85	225.59
Primal Short Plate	172.34	172.34
Primal Flank	126.56	126.88

Load Count And Cutout Value Summary For Prior 5 Days

Date	Choice	Select	Trim	Grinds	Total	Choice 600-900	Select 600-900
12/14	118	23	0	30	170	292.32	258.26
12/13	108	31	14	24	176	291.64	259.21
12/12	90	26	0	14	129	292.78	258.66
12/11	71	30	23	9	134	290.43	259.54
12/08	107	28	9	23	167	288.01	257.90
Current 5 Day Simple Average:						291.04	258.71

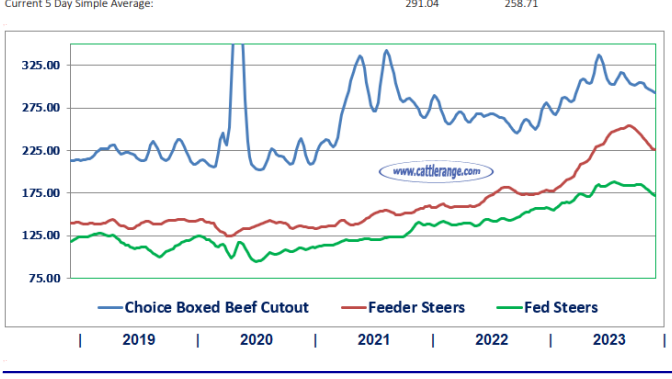

USDA National Steer & Heifer Estimated Grading Percent Report:
Released by USDA Market News Service on 12/14/23 for week ending 12/14/23

```
National, Regional, and State Breakdown of Official USDA Quality Grades.
Percentages derived from each category numerical total, divided by the total
number offered for USDA quality grading in each corresponding area.

           National     Region     Region     Region     Region
                          1-5          6        7-8       9-10
-----------------------------------------------------------------
Prime          9.70%     16.17%      3.57%     10.08%     12.59%
Choice        71.95%     69.48%     65.00%     73.63%     75.94%
Select        14.90%     10.23%     29.20%     12.69%      7.21%
Other          3.46%      4.12%      2.22%      3.60%      4.27%
-----------------------------------------------------------------

           Nebraska     Kansas      Texas
-----------------------------------------
Prime         12.34%      7.34%      3.57%
Choice        72.95%     74.44%     65.00%
Select        10.46%     14.97%     29.20%
Other          4.24%      3.25%      2.22%
-----------------------------------------
```

Last Week's Trade Data:

Beef:

Net sales of 10,600 MT for 2023 were **up noticeably from the previous week** and **up 67 percent from the prior 4-week average**. Increases were primarily for South Korea (2,700 MT, including decreases of 1,200 MT), Japan (2,300 MT, including decreases of 500 MT), Mexico (1,800 MT, including decreases of 100 MT), China (1,300 MT, including decreases of 100 MT), and Canada (500 MT, including decreases of 100 MT). Net sales of 5,100 MT for 2024 primarily for Japan (2,600 MT), South Korea (1,000 MT), Canada (500 MT), Mexico (400 MT), and Chile (200 MT), were offset by reductions for China (100 MT).

Exports of 14,500 MT were **up 5 percent from the previous week** and **from the prior 4-week average**. The destinations were primarily to South Korea (4,300 MT), Japan (3,000 MT), China (2,500 MT), Mexico (2,000 MT), and Canada (800 MT).

Pork:

Net sales of 28,200 MT for 2023 were **up 9 percent from the previous week** and **15 percent from the prior 4-week average**. Increases were primarily for Mexico (13,700 MT, including decreases of 300 MT), Japan (3,100 MT, including decreases of 900 MT), Australia (2,100 MT, including decreases of 200 MT), South Korea (1,600 MT, including decreases of 1,300 MT), and Canada (1,300 MT, including decreases of 500 MT). Net sales of 12,900 MT for 2024 primarily for Mexico (6,300 MT), South Korea (2,200 MT), Colombia (1,400 MT), Australia (1,100 MT), and Japan (800 MT), were offset by reductions for China (100 MT).

Exports of 36,100 MT were up **12 percent from the previous week** and **17 percent from the prior 4-week average**. The destinations were primarily to Mexico (16,800 MT), South Korea (4,500 MT), Japan (3,100 MT), China (3,100 MT), and Colombia (2,500 MT).

^ Contents

USDA National Retail Beef Report:
National Summary of Advertised Prices for Beef at Major Retail Supermarket Outlets

This week in beef retail, the Feature Rate increased by .7 percent and the Special Rate increased by 6.2 percent. The Activity Index showed and 13.6 percent increase. Cuts from the chuck, brisket, and ground beef showed less ad space compared to last week, as retailers made room for more traditional holiday cuts. Cuts from the rib showed a significant change in ad space, increasing by 197 percent compared to last week. This change was mostly caused by the large increase of ads for bone-in ribeye roasts. Cuts from the round and loin also showed a slight increase in ad space, attributing their increase to more roast cuts including a sharp increase in advertised tenderloins.

Activity Index: 2 Week Comparison

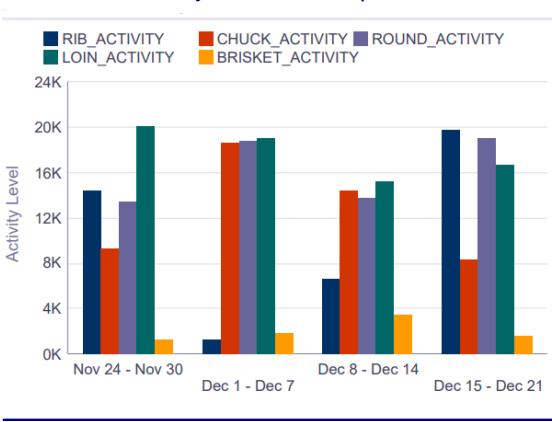

^ Contents

Est. Weekly Meat Production Under Federal Inspection:

Total red meat production under Federal inspection for the week ending Saturday, December 16th was estimated at 1129.1 million lbs. according to the USDA's Agricultures Marketing Service. This was 1.8 percent higher than a week ago and 4.6 percent higher than a year ago. Cumulative meat production for the year to date was 2.2 percent lower compared to the previous year.

^ Contents

3 Year Bullish/Bearish Consensus Charts from SentimenTrader:

The theory behind the "Bullish/Bearish Consensus" indicator is when the public reaches a consensus, they are usually wrong:

- They get too bullish after prices have risen and too bearish after they have already fallen.

Because of this tendency, there are often extremes in opinion right before major changes in trend:

- When the public reaches a bullish extreme, i.e., a great majority thinks prices will keep rising, then prices often decline instead.
- And when they become too bearish, then prices tend to rise.

So when Public Opinion moves above the **red dotted line** in the chart, it means that compared to other readings over the past year, you're seeing **excessive optimism**. You also want to look at the absolute level of Opinion, too - if it's at 90%, then there's no question we're seeing an historic level of bullish opinion. Watch for readings above 80% (or especially 90%) to spot those dangerous times when the public is overly enthusiastic about a commodity.

Conversely, when Public Opinion moves below the **green dotted line**, then the public is **excessively pessimistic** about the commodity's prospects for further gains compared to their opinion over the past year. Looking for absolute readings under 20% (or especially 10%) often indicates an upturn in the market.

Cattle Bullish/Bearish Consensus:

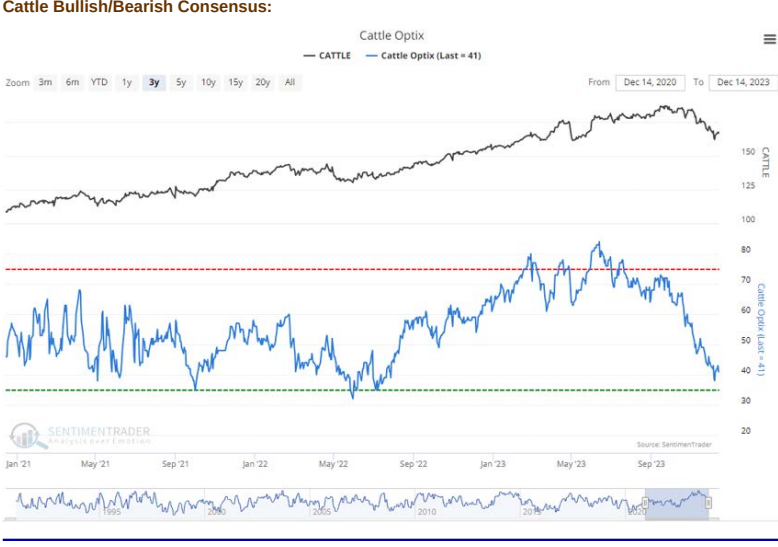

Corn Bullish/Bearish Consensus:

^ Contents

U.S. Dollar - 6 Month Chart:

Over the past 5 years, an average of around 12% of U.S. beef production has been exported, making exports an extremely important factor affecting beef and cattle prices. A strong dollar depresses export demand.

- U.S. Dollar Index

^ Contents

Stock Markets & Economic News:
T. Rowe Price

Dow hits record high in broad advance

The S&P 500 Index, Nasdaq Composite, and Dow Jones Industrial Average recorded their seventh consecutive week of gains—the longest streak for the S&P 500 since 2017, according to Reuters. The gains lifted the first two benchmarks to 52-week highs and the Dow to an all-time record. Continuing a recent pattern, the week's gains were also broadly based. An equally weighted index of S&P 500 stocks outpaced its market-weighted counterpart by 131 basis points (1.31 percentage points). Small-caps also outperformed, and the 5.55% surge in the Russell 2000 Index lifted it out of bear market territory (down 20% or more) for the first time in over 20 months.

T. Rowe Price traders noted that trading volumes were elevated at the end of the week, with the number of shares exchanging hands daily hitting a new high for 2023. Investors also seemed to favor stocks with the largest short interest—in other words, those that investors had previously bet would go down. In addition, the Cboe Volatility Index (VIX), Wall Street's so-called "fear gauge," fell to its lowest level in the post-COVID era.

Producer prices rise at slowest pace in nearly three years

The primary factor driving sentiment appeared to be a more benign inflation environment in the eyes of both investors and policymakers. Tuesday's report on consumer price inflation was roughly in line with estimates, with core (excluding food and energy) inflation staying steady at a year-over-year rate of 4.0%. Wednesday's producer price inflation report surprised modestly on the downside, with core inflation running at 2.0% for the year, a tick below expectations and its lowest level since January 2021.

Fed signals more substantial rate cuts ahead in 2024

Stocks had their biggest advance of the week in the wake of the report on Wednesday, which also corresponded with the Federal Reserve's final policy meeting of the year. Officials left rates unchanged, as expected, but the quarterly "dot plot" summarizing individual policymakers' rate expectations indicated that the median projection was for 75 basis points of rate cuts coming in 2024, up from the 50 basis points of easing in their previous projection. Investors also seemed encouraged that Fed Chair Jerome Powell did not appear to push back on futures markets' pricing of aggressive cuts next year in his post-meeting press conference.

U.S. Stocks:

Index	Friday's Close	Week's Change	% Change YTD
DJIA	37,305.16	1057.29	12.54%
S&P 500	4,719.19	114.82	22.91%
Nasdaq Composite	14,813.92	409.95	41.54%
S&P MidCap 400	2,745.60	113.51	12.97%
Russell 2000	1,985.13	104.31	12.71%

^ Contents

"**Click Here**" to view a Slide Show of Drought Monitor maps for the last 12 weeks

28.05% of the U.S. and 33.52% of the lower 48 states are in drought this week.
↓ 2.8% since last week
↓ 10.8% since last month

245.2 Million acres of major crops in U.S. are experiencing drought conditions this week.
— 0.0% since last week
↓ 2.1% since last month

79.3 Million people in the U.S. and 78.7 Million in the lower 48 states are affected by drought this week.
↓ 9.7% since last week
↓ 17.5% since last month

39 U.S. states are experiencing Moderate Drought (D1) or worse this week.
— No change since last week
— No change since last month

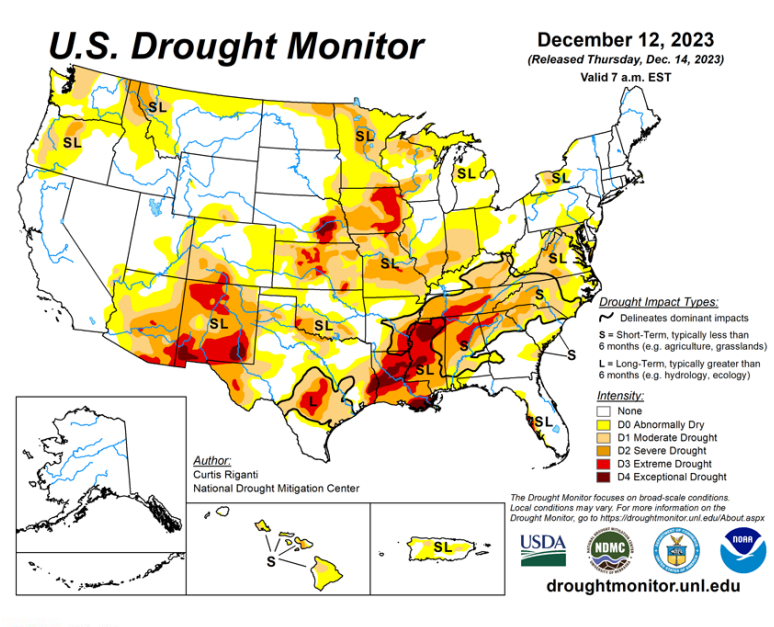

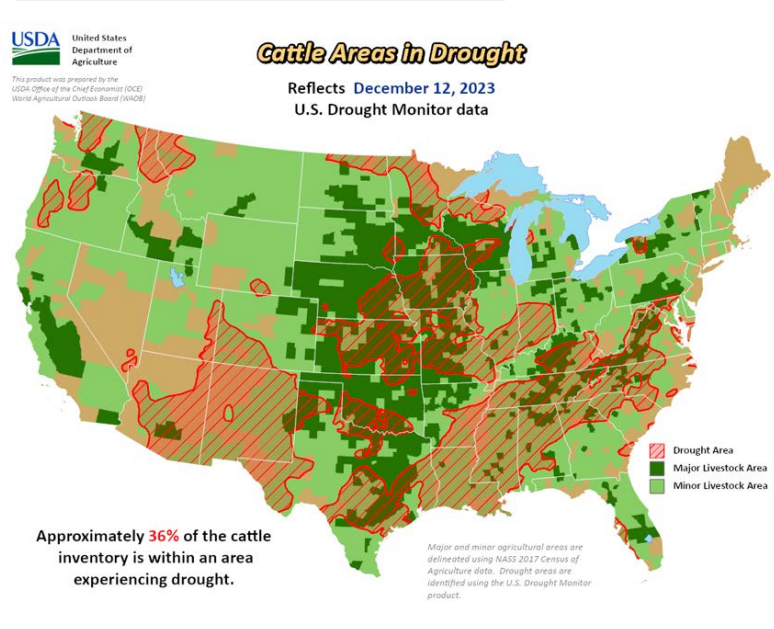

Canadian 90-Day Percent of Average Precipitation:

Map unavailable.

Looking ahead...

As of the afternoon of Wednesday, December 13, widespread precipitation was falling across parts of the Texas and Oklahoma Panhandles and adjacent portions of Colorado and New Mexico. Through the evening of Monday, December 18, the National Weather Service Weather Prediction Center is forecasting heavier precipitation amounts across parts of coastal California and the Sierra Nevada, with 1-2 inch amounts forecast with locally higher amounts. Widespread precipitation exceeding a half inch is forecast from eastern New Mexico and western Kansas southeast to Louisiana, and along the East Coast. Widespread rainfall at or above 3 inches is forecast for coastal parts of the Carolinas, Georgia, the eastern Florida Panhandle, and the entire Florida Peninsula. A half inch or more of precipitation is forecast for northern Wisconsin and the western Upper Peninsula of Michigan.

For December 19-23, the National Weather Service Climate Prediction Center forecast shows high probabilities for above normal temperatures across much of the contiguous United States, excluding the eastern Gulf Coast and Florida Peninsula. The highest probabilities for above normal temperatures are in the central third of the contiguous United States, especially in the northern Great Plains. Above normal temperatures are also favored for the eastern half of Alaska and for Hawaii. Above normal precipitation is favored for this period from California east-northeastward to Omaha and Kansas City, with the highest probabilities for wetter-than-normal weather centered from southern California to the east along the Interstate 70 corridor. Above normal precipitation is also favored in southern Alaska, especially southeastern parts of the state. Below normal precipitation is favored in the northwest United States and from the Mississippi River Valley to the eastern United States. The highest probabilities for drier than normal weather extend from the Great Lakes south to the central Gulf Coast.

Precipitation & Temperature Outlooks:

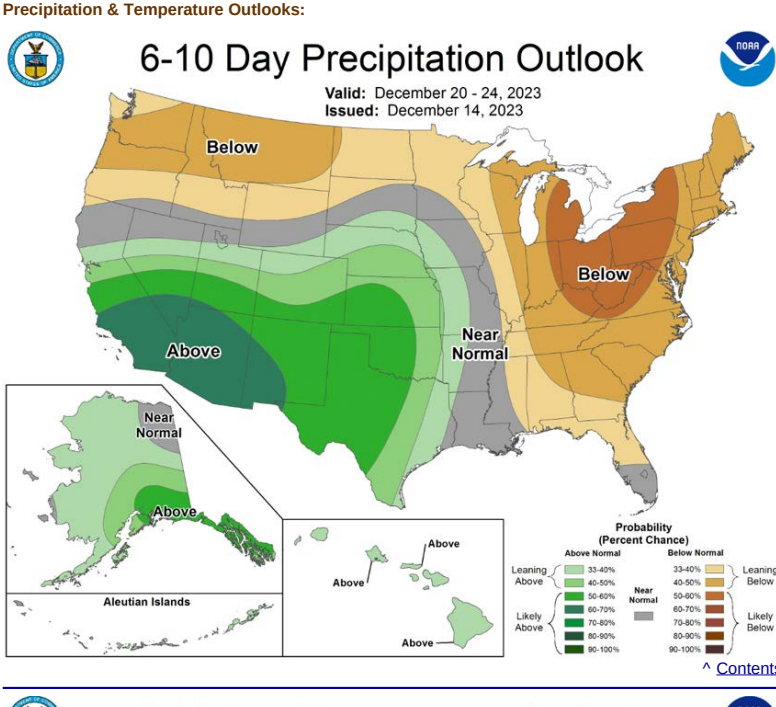

^ Contents

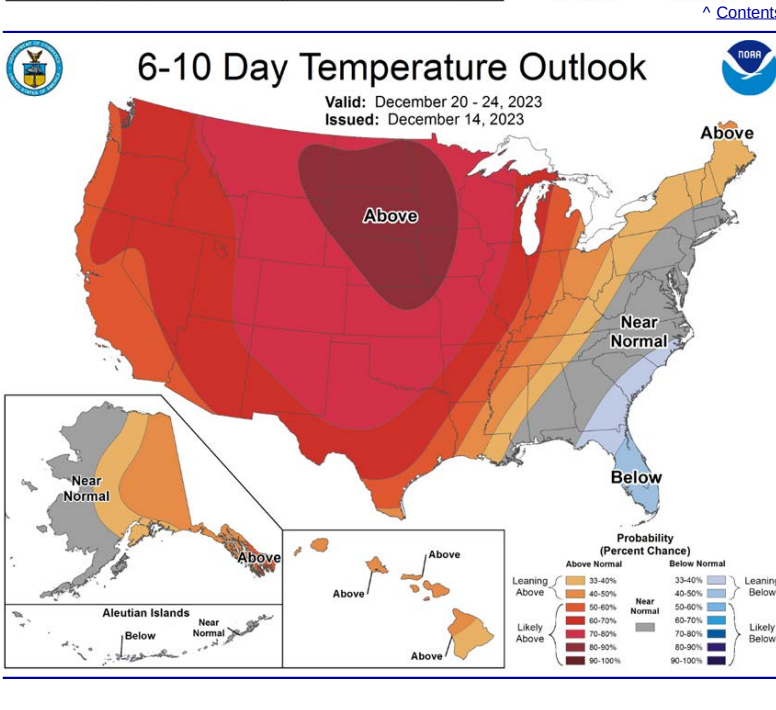

^ Contents

Weekly Grain Market Review:

Grain Prices	12/15/23	12/08/23	11/17/23	12/16/22	5 Yr. Avg.
Omaha Corn	4.73	4.75	4.72	7.07	5.30
Kansas City Wheat	5.97	6.15	5.43	8.09	6.57
March Corn Futures	4.8300	4.8550	4.6700	6.5300	5.1329
March Wheat Futures	6.2925	6.3175	5.5075	7.5350	6.5758

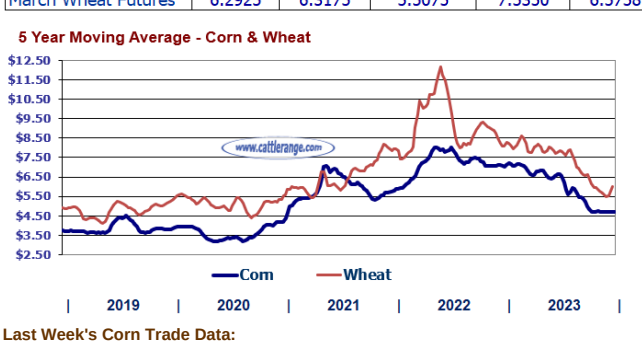

Last Week's Corn Trade Data:

Net sales of 1,418,600 MT for 2023/2024 were up 10 percent from the previous week, but **down 12 percent from the prior 4-week average**. Increases primarily for Mexico (669,800 MT, including 34,000 MT switched from Colombia and decreases of 11,100 MT), unknown destinations (386,400 MT), China (143,300 MT, including 136,000 MT switched from unknown destinations), South Korea (65,400 MT), and Saudi Arabia (50,000 MT), were offset by reductions for El Salvador (19,100 MT) and Honduras (500 MT).

Exports of 851,000 MT were down 22 percent from the previous week, but **up 18 percent from the prior 4-week average.** The destinations were primarily to Mexico (374,600 MT), Colombia (159,200 MT), China (141,300 MT), Honduras (48,800 MT), and Canada (35,400 MT).

^ Contents

Regional Auction Reports... Click Link to view entire report

Last Friday & Saturday Auctions:

Burwell Livestock Auction Market - Burwell NE
This Week: 2,945
Last Reported: 675
Last Year: 3,030
Compared with two weeks ago, 550 to 650 lbs steers traded steady to 7.00 lower and a limited number of comparable offerings for heifers with 500 lbs offerings trading steady. Demand was good with active internet bidding. Next Auction Date: Dec 28th.

Ft. Pierre Livestock Auction - Ft. Pierre SD
This Week: 5,152
Last Reported: 7,794
Last Year: 5,652
Compared to last week; feeder steers from 450 lbs to 549 lbs were steady to 6.00 lower, steers from 550 lbs to 599 lbs were 10.00 to 12.00 higher, steers from 600 lbs to 699 lbs were steady to 4.00 lower, steers from 750 lbs to 799 lbs were steady to 2.00 higher; heifers from 500 lbs to 649 lbs were 6.00 to 10.00 lower, no other comparisons were available. Big weaned calf special sale today with a few consignments of old crop yearlings.

Lexington Livestock Market - Lexington, NE
This Week: 1,507
Last Reported: 3,582
Last Year: 1,504
Compared to last week on a thin test steers 550-750 lbs sold uneven from 8.00 higher to 8.00 lower and heifers over 450 lbs sold uneven from 4.00 higher to 4.00 lower. Demand was moderate to good from the buyers in the crowd that were being selective with their bidding and buying.

Tamworth Cattle Market
Last Updated: 2.2.2
Last Yarding: 1,000
Tuesday 2 February 2021
Tuesday's Report: Good, slaughter and feeder cows traded mostly steady with increases to 20c in 20 kg of beef. Vealer steers and heifers mostly 20c higher. Bulls and bullocks mostly steady. Slaughter bulls mostly steady. Feeder steers and heifers mostly 20c higher. Vealer calves mostly 20c higher. Supply was dominated by a large group of feeders as well with restocker in good demand.

South Coast Livestock - Bomaderry
Last Updated: 2.2.2
Last Yarding: 1,000
Tuesday 2 February 2021
Tuesday's Report: Cattle yards were filled to capacity with a wide range of quality and condition. Vealer calves 20c higher. Vealer steers and heifers 20c higher. Feeder steers and heifers 20c higher. Cows 20c higher. Bulls 20c higher. Demand was good. Supply was dominated by a large group of feeders as well with restocker in good demand.

South Coast Livestock - Cootamundra
Last Updated: 2.2.2
Last Yarding: 1,000
Tuesday 2 February 2021
No report received

Dubbo Saleyards - Livestock Auction - Site City, NC
Last Updated: 2.2.2
Last Yarding: 1,000
Tuesday 2 February 2021
Tuesday's Report: Slaughter cattle sold 10 higher this week compared to last week. Feeder cattle were steady this week compared to last week. Demand was good. Supply was dominated by a large group of feeders.

Wagga Wagga Saleyards - Livestock Auction - Site City, NC
Last Updated: 2.2.2
Last Yarding: 1,000
Tuesday 2 February 2021
No report received

Gympie Regional Saleyards - Livestock Auction - Site City, NC
Last Updated: 2.2.2
Last Yarding: 1,000
Tuesday 2 February 2021
Tuesday's Report: Cattle yards were filled to capacity with a wide range of quality and condition. Vealer calves 20c higher. Vealer steers and heifers 20c higher. Feeder steers and heifers 20c higher. Cows 20c higher. Bulls 20c higher. Demand was good. Supply was dominated by a large group of feeders as well with restocker in good demand.

Tri State Livestock Exchange - Moree - Site Lot 50
Last Updated: 2.2.2
Last Yarding: 1,000
Tuesday 2 February 2021
Tuesday's Report: Cattle yards were filled to capacity with a wide range of quality and condition. Vealer calves 20c higher. Vealer steers and heifers 20c higher. Feeder steers and heifers 20c higher. Cows 20c higher. Bulls 20c higher. Demand was good. Supply was dominated by a large group of feeders as well with restocker in good demand.

Tri State Livestock Exchange - Inverell - Site Lot 50
Last Updated: 2.2.2
Last Yarding: 1,000
Tuesday 2 February 2021
Tuesday's Report: Cattle yards were filled to capacity with a wide range of quality and condition. Vealer calves 20c higher. Vealer steers and heifers 20c higher. Feeder steers and heifers 20c higher. Cows 20c higher. Bulls 20c higher. Demand was good. Supply was dominated by a large group of feeders as well with restocker in good demand.

Oberon Livestock Saleyards - Oberon
Last Updated: 2.2.2
Last Yarding: 1,000
Tuesday 2 February 2021
Tuesday's Report: Cattle yards were filled to capacity with a wide range of quality and condition. Vealer calves 20c higher. Vealer steers and heifers 20c higher. Feeder steers and heifers 20c higher. Cows 20c higher. Bulls 20c higher. Demand was good. Supply was dominated by a large group of feeders as well with restocker in good demand.

Gympie Regional Saleyards - Monthly Sale
Last Updated: 2.2.2
Last Yarding: 1,000
Tuesday 2 February 2021
Tuesday's Report: Cattle yards were filled to capacity with a wide range of quality and condition. Vealer calves 20c higher. Vealer steers and heifers 20c higher. Feeder steers and heifers 20c higher. Cows 20c higher. Bulls 20c higher. Demand was good. Supply was dominated by a large group of feeders as well with restocker in good demand.

Tri State Livestock Exchange - Goondiwindi - Site Lot 50
Last Updated: 2.2.2
Last Yarding: 1,000
Tuesday 2 February 2021
Tuesday's Report: Cattle yards were filled to capacity with a wide range of quality and condition. Vealer calves 20c higher. Vealer steers and heifers 20c higher. Feeder steers and heifers 20c higher. Cows 20c higher. Bulls 20c higher. Demand was good. Supply was dominated by a large group of feeders as well with restocker in good demand.

Casino Livestock Saleyards - Casino
Last Updated: 2.2.2
Last Yarding: 1,000
Tuesday 2 February 2021
Tuesday's Report: Cattle yards were filled to capacity with a wide range of quality and condition. Vealer calves 20c higher. Vealer steers and heifers 20c higher. Feeder steers and heifers 20c higher. Cows 20c higher. Bulls 20c higher. Demand was good. Supply was dominated by a large group of feeders as well with restocker in good demand.

Grafton Regional Livestock Saleyards - Grafton
Last Updated: 2.2.2
Last Yarding: 1,000
Tuesday 2 February 2021
Tuesday's Report: Cattle yards were filled to capacity with a wide range of quality and condition. Vealer calves 20c higher. Vealer steers and heifers 20c higher. Feeder steers and heifers 20c higher. Cows 20c higher. Bulls 20c higher. Demand was good. Supply was dominated by a large group of feeders as well with restocker in good demand.

Tamworth Livestock Saleyards - Tamworth
Last Updated: 2.2.2
Last Yarding: 1,000
Tuesday 2 February 2021
Tuesday's Report: Cattle yards were filled to capacity with a wide range of quality and condition. Vealer calves 20c higher. Vealer steers and heifers 20c higher. Feeder steers and heifers 20c higher. Cows 20c higher. Bulls 20c higher. Demand was good. Supply was dominated by a large group of feeders as well with restocker in good demand.

Wagga Wagga Saleyards - Monthly Sale
Last Updated: 2.2.2
Last Yarding: 1,000
Tuesday 2 February 2021
Tuesday's Report: Cattle yards were filled to capacity with a wide range of quality and condition. Vealer calves 20c higher. Vealer steers and heifers 20c higher. Feeder steers and heifers 20c higher. Cows 20c higher. Bulls 20c higher. Demand was good. Supply was dominated by a large group of feeders as well with restocker in good demand.

Dubbo Saleyards - Monthly Sale
Last Updated: 2.2.2
Last Yarding: 1,000
Tuesday 2 February 2021
Tuesday's Report: Cattle yards were filled to capacity with a wide range of quality and condition. Vealer calves 20c higher. Vealer steers and heifers 20c higher. Feeder steers and heifers 20c higher. Cows 20c higher. Bulls 20c higher. Demand was good. Supply was dominated by a large group of feeders as well with restocker in good demand.

Tri State Livestock Exchange - Boggabilla - Site Lot 50
Last Updated: 2.2.2
Last Yarding: 1,000
Tuesday 2 February 2021
Tuesday's Report: Cattle yards were filled to capacity with a wide range of quality and condition. Vealer calves 20c higher. Vealer steers and heifers 20c higher. Feeder steers and heifers 20c higher. Cows 20c higher. Bulls 20c higher. Demand was good. Supply was dominated by a large group of feeders as well with restocker in good demand.

Oberon Livestock Saleyards - Monthly Sale
Last Updated: 2.2.2
Last Yarding: 1,000
Tuesday 2 February 2021
Tuesday's Report: Cattle yards were filled to capacity with a wide range of quality and condition. Vealer calves 20c higher. Vealer steers and heifers 20c higher. Feeder steers and heifers 20c higher. Cows 20c higher. Bulls 20c higher. Demand was good. Supply was dominated by a large group of feeders as well with restocker in good demand.

Casino Livestock Saleyards - Monthly Sale
Last Updated: 2.2.2
Last Yarding: 1,000
Tuesday 2 February 2021
Tuesday's Report: Cattle yards were filled to capacity with a wide range of quality and condition. Vealer calves 20c higher. Vealer steers and heifers 20c higher. Feeder steers and heifers 20c higher. Cows 20c higher. Bulls 20c higher. Demand was good. Supply was dominated by a large group of feeders as well with restocker in good demand.

Grafton Regional Livestock Saleyards - Monthly Sale
Last Updated: 2.2.2
Last Yarding: 1,000
Tuesday 2 February 2021
Tuesday's Report: Cattle yards were filled to capacity with a wide range of quality and condition. Vealer calves 20c higher. Vealer steers and heifers 20c higher. Feeder steers and heifers 20c higher. Cows 20c higher. Bulls 20c higher. Demand was good. Supply was dominated by a large group of feeders as well with restocker in good demand.

Tri State Livestock Exchange - Mungindi - Site Lot 50
Last Updated: 2.2.2
Last Yarding: 1,000
Tuesday 2 February 2021
Tuesday's Report: Cattle yards were filled to capacity with a wide range of quality and condition. Vealer calves 20c higher. Vealer steers and heifers 20c higher. Feeder steers and heifers 20c higher. Cows 20c higher. Bulls 20c higher. Demand was good. Supply was dominated by a large group of feeders as well with restocker in good demand.

Gympie Regional Saleyards - Monthly Sale
Last Updated: 2.2.2
Last Yarding: 1,000
Tuesday 2 February 2021
Tuesday's Report: Cattle yards were filled to capacity with a wide range of quality and condition. Vealer calves 20c higher. Vealer steers and heifers 20c higher. Feeder steers and heifers 20c higher. Cows 20c higher. Bulls 20c higher. Demand was good. Supply was dominated by a large group of feeders as well with restocker in good demand.

Tri State Livestock Exchange - Inverell - Site Lot 50
Last Updated: 2.2.2
Last Yarding: 1,000
Tuesday 2 February 2021
Tuesday's Report: Cattle yards were filled to capacity with a wide range of quality and condition. Vealer calves 20c higher. Vealer steers and heifers 20c higher. Feeder steers and heifers 20c higher. Cows 20c higher. Bulls 20c higher. Demand was good. Supply was dominated by a large group of feeders as well with restocker in good demand.

Tri State Livestock Exchange - Moree - Site Lot 50
Last Updated: 2.2.2
Last Yarding: 1,000
Tuesday 2 February 2021
Tuesday's Report: Cattle yards were filled to capacity with a wide range of quality and condition. Vealer calves 20c higher. Vealer steers and heifers 20c higher. Feeder steers and heifers 20c higher. Cows 20c higher. Bulls 20c higher. Demand was good. Supply was dominated by a large group of feeders as well with restocker in good demand.

Tri State Livestock Exchange - Goondiwindi - Site Lot 50
Last Updated: 2.2.2
Last Yarding: 1,000
Tuesday 2 February 2021
Tuesday's Report: Cattle yards were filled to capacity with a wide range of quality and condition. Vealer calves 20c higher. Vealer steers and heifers 20c higher. Feeder steers and heifers 20c higher. Cows 20c higher. Bulls 20c higher. Demand was good. Supply was dominated by a large group of feeders as well with restocker in good demand.

Tri State Livestock Exchange - Boggabilla - Site Lot 50
Last Updated: 2.2.2
Last Yarding: 1,000
Tuesday 2 February 2021
Tuesday's Report: Cattle yards were filled to capacity with a wide range of quality and condition. Vealer calves 20c higher. Vealer steers and heifers 20c higher. Feeder steers and heifers 20c higher. Cows 20c higher. Bulls 20c higher. Demand was good. Supply was dominated by a large group of feeders as well with restocker in good demand.

Tri State Livestock Exchange - Mungindi - Site Lot 50
Last Updated: 2.2.2
Last Yarding: 1,000
Tuesday 2 February 2021
Tuesday's Report: Cattle yards were filled to capacity with a wide range of quality and condition. Vealer calves 20c higher. Vealer steers and heifers 20c higher. Feeder steers and heifers 20c higher. Cows 20c higher. Bulls 20c higher. Demand was good. Supply was dominated by a large group of feeders as well with restocker in good demand.

Wagga Wagga Saleyards - Monthly Sale
Last Updated: 2.2.2
Last Yarding: 1,000
Tuesday 2 February 2021
Tuesday's Report: Cattle yards were filled to capacity with a wide range of quality and condition. Vealer calves 20c higher. Vealer steers and heifers 20c higher. Feeder steers and heifers 20c higher. Cows 20c higher. Bulls 20c higher. Demand was good. Supply was dominated by a large group of feeders as well with restocker in good demand.

Dubbo Saleyards - Livestock Auction - Site City, NC
Last Updated: 2.2.2
Last Yarding: 1,000
Tuesday 2 February 2021
Tuesday's Report: Cattle yards were filled to capacity with a wide range of quality and condition. Vealer calves 20c higher. Vealer steers and heifers 20c higher. Feeder steers and heifers 20c higher. Cows 20c higher. Bulls 20c higher. Demand was good. Supply was dominated by a large group of feeders as well with restocker in good demand.

Tri State Livestock Exchange - Boggabilla - Site Lot 50
Last Updated: 2.2.2
Last Yarding: 1,000
Tuesday 2 February 2021
Tuesday's Report: Cattle yards were filled to capacity with a wide range of quality and condition. Vealer calves 20c higher. Vealer steers and heifers 20c higher. Feeder steers and heifers 20c higher. Cows 20c higher. Bulls 20c higher. Demand was good. Supply was dominated by a large group of feeders as well with restocker in good demand.

Tri State Livestock Exchange - Mungindi - Site Lot 50
Last Updated: 2.2.2
Last Yarding: 1,000
Tuesday 2 February 2021
Tuesday's Report: Cattle yards were filled to capacity with a wide range of quality and condition. Vealer calves 20c higher. Vealer steers and heifers 20c higher. Feeder steers and heifers 20c higher. Cows 20c higher. Bulls 20c higher. Demand was good. Supply was dominated by a large group of feeders as well with restocker in good demand.

Gympie Regional Saleyards - Livestock Auction - Site City, NC
Last Updated: 2.2.2
Last Yarding: 1,000
Tuesday 2 February 2021
Tuesday's Report: Cattle yards were filled to capacity with a wide range of quality and condition. Vealer calves 20c higher. Vealer steers and heifers 20c higher. Feeder steers and heifers 20c higher. Cows 20c higher. Bulls 20c higher. Demand was good. Supply was dominated by a large group of feeders as well with restocker in good demand.

Casino Livestock Saleyards - Casino
Last Updated: 2.2.2
Last Yarding: 1,000
Tuesday 2 February 2021
Tuesday's Report: Cattle yards were filled to capacity with a wide range of quality and condition. Vealer calves 20c higher. Vealer steers and heifers 20c higher. Feeder steers and heifers 20c higher. Cows 20c higher. Bulls 20c higher. Demand was good. Supply was dominated by a large group of feeders as well with restocker in good demand.

Grafton Regional Livestock Saleyards - Grafton
Last Updated: 2.2.2
Last Yarding: 1,000
Tuesday 2 February 2021
Tuesday's Report: Cattle yards were filled to capacity with a wide range of quality and condition. Vealer calves 20c higher. Vealer steers and heifers 20c higher. Feeder steers and heifers 20c higher. Cows 20c higher. Bulls 20c higher. Demand was good. Supply was dominated by a large group of feeders as well with restocker in good demand.

Tamworth Livestock Saleyards - Tamworth
Last Updated: 2.2.2
Last Yarding: 1,000
Tuesday 2 February 2021
Tuesday's Report: Cattle yards were filled to capacity with a wide range of quality and condition. Vealer calves 20c higher. Vealer steers and heifers 20c higher. Feeder steers and heifers 20c higher. Cows 20c higher. Bulls 20c higher. Demand was good. Supply was dominated by a large group of feeders as well with restocker in good demand.

Wagga Wagga Saleyards - Monthly Sale
Last Updated: 2.2.2
Last Yarding: 1,000
Tuesday 2 February 2021
Tuesday's Report: Cattle yards were filled to capacity with a wide range of quality and condition. Vealer calves 20c higher. Vealer steers and heifers 20c higher. Feeder steers and heifers 20c higher. Cows 20c higher. Bulls 20c higher. Demand was good. Supply was dominated by a large group of feeders as well with restocker in good demand.

Dubbo Saleyards - Monthly Sale
Last Updated: 2.2.2
Last Yarding: 1,000
Tuesday 2 February 2021
Tuesday's Report: Cattle yards were filled to capacity with a wide range of quality and condition. Vealer calves 20c higher. Vealer steers and heifers 20c higher. Feeder steers and heifers 20c higher. Cows 20c higher. Bulls 20c higher. Demand was good. Supply was dominated by a large group of feeders as well with restocker in good demand.

Tri State Livestock Exchange - Boggabilla - Site Lot 50
Last Updated: 2.2.2
Last Yarding: 1,000
Tuesday 2 February 2021
Tuesday's Report: Cattle yards were filled to capacity with a wide range of quality and condition. Vealer calves 20c higher. Vealer steers and heifers 20c higher. Feeder steers and heifers 20c higher. Cows 20c higher. Bulls 20c higher. Demand was good. Supply was dominated by a large group of feeders as well with restocker in good demand.

Oberon Livestock Saleyards - Monthly Sale
Last Updated: 2.2.2
Last Yarding: 1,000
Tuesday 2 February 2021
Tuesday's Report: Cattle yards were filled to capacity with a wide range of quality and condition. Vealer calves 20c higher. Vealer steers and heifers 20c higher. Feeder steers and heifers 20c higher. Cows 20c higher. Bulls 20c higher. Demand was good. Supply was dominated by a large group of feeders as well with restocker in good demand.

Casino Livestock Saleyards - Monthly Sale
Last Updated: 2.2.2
Last Yarding: 1,000
Tuesday 2 February 2021
Tuesday's Report: Cattle yards were filled to capacity with a wide range of quality and condition. Vealer calves 20c higher. Vealer steers and heifers 20c higher. Feeder steers and heifers 20c higher. Cows 20c higher. Bulls 20c higher. Demand was good. Supply was dominated by a large group of feeders as well with restocker in good demand.

Grafton Regional Livestock Saleyards - Monthly Sale
Last Updated: 2.2.2
Last Yarding: 1,000
Tuesday 2 February 2021
Tuesday's Report: Cattle yards were filled to capacity with a wide range of quality and condition. Vealer calves 20c higher. Vealer steers and heifers 20c higher. Feeder steers and heifers 20c higher. Cows 20c higher. Bulls 20c higher. Demand was good. Supply was dominated by a large group of feeders as well with restocker in good demand.

Tri State Livestock Exchange - Mungindi - Site Lot 50
Last Updated: 2.2.2
Last Yarding: 1,000
Tuesday 2 February 2021
Tuesday's Report: Cattle yards were filled to capacity with a wide range of quality and condition. Vealer calves 20c higher. Vealer steers and heifers 20c higher. Feeder steers and heifers 20c higher. Cows 20c higher. Bulls 20c higher. Demand was good. Supply was dominated by a large group of feeders as well with restocker in good demand.

Gympie Regional Saleyards - Monthly Sale
Last Updated: 2.2.2
Last Yarding: 1,000
Tuesday 2 February 2021
Tuesday's Report: Cattle yards were filled to capacity with a wide range of quality and condition. Vealer calves 20c higher. Vealer steers and heifers 20c higher. Feeder steers and heifers 20c higher. Cows 20c higher. Bulls 20c higher. Demand was good. Supply was dominated by a large group of feeders as well with restocker in good demand.

Tri State Livestock Exchange - Inverell - Site Lot 50
Last Updated: 2.2.2
Last Yarding: 1,000
Tuesday 2 February 2021
Tuesday's Report: Cattle yards were filled to capacity with a wide range of quality and condition. Vealer calves 20c higher. Vealer steers and heifers 20c higher. Feeder steers and heifers 20c higher. Cows 20c higher. Bulls 20c higher. Demand was good. Supply was dominated by a large group of feeders as well with restocker in good demand.

Tri State Livestock Exchange - Moree - Site Lot 50
Last Updated: 2.2.2
Last Yarding: 1,000
Tuesday 2 February 2021
Tuesday's Report: Cattle yards were filled to capacity with a wide range of quality and condition. Vealer calves 20c higher. Vealer steers and heifers 20c higher. Feeder steers and heifers 20c higher. Cows 20c higher. Bulls 20c higher. Demand was good. Supply was dominated by a large group of feeders as well with restocker in good demand.

Tri State Livestock Exchange - Goondiwindi - Site Lot 50
Last Updated: 2.2.2
Last Yarding: 1,000
Tuesday 2 February 2021
Tuesday's Report: Cattle yards were filled to capacity with a wide range of quality and condition. Vealer calves 20c higher. Vealer steers and heifers 20c higher. Feeder steers and heifers 20c higher. Cows 20c higher. Bulls 20c higher. Demand was good. Supply was dominated by a large group of feeders as well with restocker in good demand.

Casino Livestock Saleyards - Bullocks Only
Last Updated: 2.2.2
Last Yarding: 1,000
Tuesday 2 February 2021
Tuesday's Report: Cattle yards were filled to capacity with a wide range of quality and condition. Vealer calves 20c higher. Vealer steers and heifers 20c higher. Feeder steers and heifers 20c higher. Cows 20c higher. Bulls 20c higher. Demand was good. Supply was dominated by a large group of feeders as well with restocker in good demand.

Wagga Wagga Saleyards - Bullocks Only
Last Updated: 2.2.2
Last Yarding: 1,000
Tuesday 2 February 2021
Tuesday's Report: Cattle yards were filled to capacity with a wide range of quality and condition. Vealer calves 20c higher. Vealer steers and heifers 20c higher. Feeder steers and heifers 20c higher. Cows 20c higher. Bulls 20c higher. Demand was good. Supply was dominated by a large group of feeders as well with restocker in good demand.

Dubbo Saleyards - Bullocks Only
Last Updated: 2.2.2
Last Yarding: 1,000
Tuesday 2 February 2021
Tuesday's Report: Cattle yards were filled to capacity with a wide range of quality and condition. Vealer calves 20c higher. Vealer steers and heifers 20c higher. Feeder steers and heifers 20c higher. Cows 20c higher. Bulls 20c higher. Demand was good. Supply was dominated by a large group of feeders as well with restocker in good demand.

Tri State Livestock Exchange - Boggabilla - Site Lot 50
Last Updated: 2.2.2
Last Yarding: 1,000
Tuesday 2 February 2021
Tuesday's Report: Cattle yards were filled to capacity with a wide range of quality and condition. Vealer calves 20c higher. Vealer steers and heifers 20c higher. Feeder steers and heifers 20c higher. Cows 20c higher. Bulls 20c higher. Demand was good. Supply was dominated by a large group of feeders as well with restocker in good demand.

Tri State Livestock Exchange - Mungindi - Site Lot 50
Last Updated: 2.2.2
Last Yarding: 1,000
Tuesday 2 February 2021
Tuesday's Report: Cattle yards were filled to capacity with a wide range of quality and condition. Vealer calves 20c higher. Vealer steers and heifers 20c higher. Feeder steers and heifers 20c higher. Cows 20c higher. Bulls 20c higher. Demand was good. Supply was dominated by a large group of feeders as well with restocker in good demand.

Gympie Regional Saleyards - Bullocks Only
Last Updated: 2.2.2
Last Yarding: 1,000
Tuesday 2 February 2021
Tuesday's Report: Cattle yards were filled to capacity with a wide range of quality and condition. Vealer calves 20c higher. Vealer steers and heifers 20c higher. Feeder steers and heifers 20c higher. Cows 20c higher. Bulls 20c higher. Demand was good. Supply was dominated by a large group of feeders as well with restocker in good demand.

Tri State Livestock Exchange - Inverell - Site Lot 50
Last Updated: 2.2.2
Last Yarding: 1,000
Tuesday 2 February 2021
Tuesday's Report: Cattle yards were filled to capacity with a wide range of quality and condition. Vealer calves 20c higher. Vealer steers and heifers 20c higher. Feeder steers and heifers 20c higher. Cows 20c higher. Bulls 20c higher. Demand was good. Supply was dominated by a large group of feeders as well with restocker in good demand.

Tri State Livestock Exchange - Moree - Site Lot 50
Last Updated: 2.2.2
Last Yarding: 1,000
Tuesday 2 February 2021
Tuesday's Report: Cattle yards were filled to capacity with a wide range of quality and condition. Vealer calves 20c higher. Vealer steers and heifers 20c higher. Feeder steers and heifers 20c higher. Cows 20c higher. Bulls 20c higher. Demand was good. Supply was dominated by a large group of feeders as well with restocker in good demand.

Tri State Livestock Exchange - Goondiwindi - Site Lot 50
Last Updated: 2.2.2
Last Yarding: 1,000
Tuesday 2 February 2021
Tuesday's Report: Cattle yards were filled to capacity with a wide range of quality and condition. Vealer calves 20c higher. Vealer steers and heifers 20c higher. Feeder steers and heifers 20c higher. Cows 20c higher. Bulls 20c higher. Demand was good. Supply was dominated by a large group of feeders as well with restocker in good demand.

Casino Livestock Saleyards - Vealer Calves Only
Last Updated: 2.2.2
Last Yarding: 1,000
Tuesday 2 February 2021
Tuesday's Report: Cattle yards were filled to capacity with a wide range of quality and condition. Vealer calves 20c higher. Vealer steers and heifers 20c higher. Feeder steers and heifers 20c higher. Cows 20c higher. Bulls 20c higher. Demand was good. Supply was dominated by a large group of feeders as well with restocker in good demand.

Wagga Wagga Saleyards - Vealer Calves Only
Last Updated: 2.2.2
Last Yarding: 1,000
Tuesday 2 February 2021
Tuesday's Report: Cattle yards were filled to capacity with a wide range of quality and condition. Vealer calves 20c higher. Vealer steers and heifers 20c higher. Feeder steers and heifers 20c higher. Cows 20c higher. Bulls 20c higher. Demand was good. Supply was dominated by a large group of feeders as well with restocker in good demand.

Dubbo Saleyards - Vealer Calves Only
Last Updated: 2.2.2
Last Yarding: 1,000
Tuesday 2 February 2021
Tuesday's Report: Cattle yards were filled to capacity with a wide range of quality and condition. Vealer calves 20c higher. Vealer steers and heifers 20c higher. Feeder steers and heifers 20c higher. Cows 20c higher. Bulls 20c higher. Demand was good. Supply was dominated by a large group of feeders as well with restocker in good demand.

Tri State Livestock Exchange - Boggabilla - Site Lot 50
Last Updated: 2.2.2
Last Yarding: 1,000
Tuesday 2 February 2021
Tuesday's Report: Cattle yards were filled to capacity with a wide range of quality and condition. Vealer calves 20c higher. Vealer steers and heifers 20c higher. Feeder steers and heifers 20c higher. Cows 20c higher. Bulls 20c higher. Demand was good. Supply was dominated by a large group of feeders as well with restocker in good demand.

Tri State Livestock Exchange - Mungindi - Site Lot 50
Last Updated: 2.2.2
Last Yarding: 1,000
Tuesday 2 February 2021
Tuesday's Report: Cattle yards were filled to capacity with a wide range of quality and condition. Vealer calves 20c higher. Vealer steers and heifers 20c higher. Feeder steers and heifers 20c higher. Cows 20c higher. Bulls 20c higher. Demand was good. Supply was dominated by a large group of feeders as well with restocker in good demand.

Gympie Regional Saleyards - Vealer Calves Only
Last Updated: 2.2.2
Last Yarding: 1,000
Tuesday 2 February 2021
Tuesday's Report: Cattle yards were filled to capacity with a wide range of quality and condition. Vealer calves 20c higher. Vealer steers and heifers 20c higher. Feeder steers and heifers 20c higher. Cows 20c higher. Bulls 20c higher. Demand was good. Supply was dominated by a large group of feeders as well with restocker in good demand.

Tri State Livestock Exchange - Inverell - Site Lot 50
Last Updated: 2.2.2
Last Yarding: 1,000
Tuesday 2 February 2021
Tuesday's Report: Cattle yards were filled to capacity with a wide range of quality and condition. Vealer calves 20c higher. Vealer steers and heifers 20c higher. Feeder steers and heifers 20c higher. Cows 20c higher. Bulls 20c higher. Demand was good. Supply was dominated by a large group of feeders as well with restocker in good demand.

Tri State Livestock Exchange - Moree - Site Lot 50
Last Updated: 2.2.2
Last Yarding: 1,000
Tuesday 2 February 2021
Tuesday's Report: Cattle yards were filled to capacity with a wide range of quality and condition. Vealer calves 20c higher. Vealer steers and heifers 20c higher. Feeder steers and heifers 20c higher. Cows 20c higher. Bulls 20c higher. Demand was good. Supply was dominated by a large group of feeders as well with restocker in good demand.

Tri State Livestock Exchange - Goondiwindi - Site Lot 50
Last Updated: 2.2.2
Last Yarding: 1,000
Tuesday 2 February 2021
Tuesday's Report: Cattle yards were filled to capacity with a wide range of quality and condition. Vealer calves 20c higher. Vealer steers and heifers 20c higher. Feeder steers and heifers 20c higher. Cows 20c higher. Bulls 20c higher. Demand was good. Supply was dominated by a large group of feeders as well with restocker in good demand.

Casino Livestock Saleyards - Vealer Calves Only
Last Updated: 2.2.2
Last Yarding: 1,000
Tuesday 2 February 2021
Tuesday's Report: Cattle yards were filled to capacity with a wide range of quality and condition. Vealer calves 20c higher. Vealer steers and heifers 20c higher. Feeder steers and heifers 20c higher. Cows 20c higher. Bulls 20c higher. Demand was good. Supply was dominated by a large group of feeders as well with restocker in good demand.

Grafton Regional Livestock Saleyards - Vealer Calves Only
Last Updated: 2.2.2
Last Yarding: 1,000
Tuesday 2 February 2021
Tuesday's Report: Cattle yards were filled to capacity with a wide range of quality and condition. Vealer calves 20c higher. Vealer steers and heifers 20c higher. Feeder steers and heifers 20c higher. Cows 20c higher. Bulls 20c higher. Demand was good. Supply was dominated by a large group of feeders as well with restocker in good demand.

Tri State Livestock Exchange - Mungindi - Site Lot 50
Last Updated: 2.2.2
Last Yarding: 1,000
Tuesday 2 February 2021
Tuesday's Report: Cattle yards were filled to capacity with a wide range of quality and condition. Vealer calves 20c higher. Vealer steers and heifers 20c higher. Feeder steers and heifers 20c higher. Cows 20c higher. Bulls 20c higher. Demand was good. Supply was dominated by a large group of feeders as well with restocker in good demand.

Gympie Regional Saleyards - Vealer Calves Only
Last Updated: 2.2.2
Last Yarding: 1,000
Tuesday 2 February 2021
Tuesday's Report: Cattle yards were filled to capacity with a wide range of quality and condition. Vealer calves 20c higher. Vealer steers and heifers 20c higher. Feeder steers and heifers 20c higher. Cows 20c higher. Bulls 20c higher. Demand was good. Supply was dominated by a large group of feeders as well with restocker in good demand.

Tri State Livestock Exchange - Inverell - Site Lot 50
Last Updated: 2.2.2
Last Yarding: 1,000
Tuesday 2 February 2021
Tuesday's Report: Cattle yards were filled to capacity with a wide range of quality and condition. Vealer calves 20c higher. Vealer steers and heifers 20c higher. Feeder steers and heifers 20c higher. Cows 20c higher. Bulls 20c higher. Demand was good. Supply was dominated by a large group of feeders as well with restocker in good demand.

Tri State Livestock Exchange - Moree - Site Lot 50
Last Updated: 2.2.2
Last Yarding: 1,000
Tuesday 2 February 2021
Tuesday's Report: Cattle yards were filled to capacity with a wide range of quality and condition. Vealer calves 20c higher. Vealer steers and heifers 20c higher. Feeder steers and heifers 20c higher. Cows 20c higher. Bulls 20c higher. Demand was good. Supply was dominated by a large group of feeders as well with restocker in good demand.

Tri State Livestock Exchange - Goondiwindi - Site Lot 50
Last Updated: 2.2.2
Last Yarding: 1,000
Tuesday 2 February 2021
Tuesday's Report: Cattle yards were filled to capacity with a wide range of quality and condition. Vealer calves 20c higher. Vealer steers and heifers 20c higher. Feeder steers and heifers 20c higher. Cows 20c higher. Bulls 20c higher. Demand was good. Supply was dominated by a large group of feeders as well with restocker in good demand.

Casino Livestock Saleyards - Vealer Calves Only
Last Updated: 2.2.2
Last Yarding: 1,000
Tuesday 2 February 2021
Tuesday's Report: Cattle yards were filled to capacity with a wide range of quality and condition. Vealer calves 20c higher. Vealer steers and heifers 20c higher. Feeder steers and heifers 20c higher. Cows 20c higher. Bulls 20c higher. Demand was good. Supply was dominated by a large group of feeders as well with restocker in good demand.

Grafton Regional Livestock Saleyards - Vealer Calves Only
Last Updated: 2.2.2
Last Yarding: 1,000
Tuesday 2 February 2021
Tuesday's Report: Cattle yards were filled to capacity with a wide range of quality and condition. Vealer calves 20c higher. Vealer steers and heifers 20c higher. Feeder steers and heifers 20c higher. Cows 20c higher. Bulls 20c higher. Demand was good. Supply was dominated by a large group of feeders as well with restocker in good demand.

Tri State Livestock Exchange - Mungindi - Site Lot 50
Last Updated: 2.2.2
Last Yarding: 1,000
Tuesday 2 February 2021
Tuesday's Report: Cattle yards were filled to capacity with a wide range of quality and condition. Vealer calves 20c higher. Vealer steers and heifers 20c higher. Feeder steers and heifers 20c higher. Cows 20c higher. Bulls 20c higher. Demand was good. Supply was dominated by a large group of feeders as well with restocker in good demand.

Gympie Regional Saleyards - Vealer Calves Only
Last Updated: 2.2.2
Last Yarding: 1,000
Tuesday 2 February 2021
Tuesday's Report: Cattle yards were filled to capacity with a wide range of quality and condition. Vealer calves 20c higher. Vealer steers and heifers 20c higher. Feeder steers and heifers 20c higher. Cows 20c higher. Bulls 20c higher. Demand was good. Supply was dominated by a large group of feeders as well with restocker in good demand.

Tri State Livestock Exchange - Inverell - Site Lot 50
Last Updated: 2.2.2
Last Yarding: 1,000
Tuesday 2 February 2021
Tuesday's Report: Cattle yards were filled to capacity with a wide range of quality and condition. Vealer calves 20c higher. Vealer steers and heifers 20c higher. Feeder steers and heifers 20c higher. Cows 20c higher. Bulls 20c higher. Demand was good. Supply was dominated by a large group of feeders as well with restocker in good demand.

Tri State Livestock Exchange - Moree - Site Lot 50
Last Updated: 2.2.2
Last Yarding: 1,000
Tuesday 2 February 2021
Tuesday's Report: Cattle yards were filled to capacity with a wide range of quality and condition. Vealer calves 20c higher. Vealer steers and heifers 20c higher. Feeder steers and heifers 20c higher. Cows 20c higher. Bulls 20c higher. Demand was good. Supply was dominated by a large group of feeders as well with restocker in good demand.

Tri State Livestock Exchange - Goondiwindi - Site Lot 50
Last Updated: 2.2.2
Last Yarding: 1,000
Tuesday 2 February 2021
Tuesday's Report: Cattle yards were filled to capacity with a wide range of quality and condition. Vealer calves 20c higher. Vealer steers and heifers 20c higher. Feeder steers and heifers 20c higher. Cows 20c higher. Bulls 20c higher. Demand was good. Supply was dominated by a large group of feeders as well with restocker in good demand.

Contents

Select State of Interest or Feeder Saleyards - Click here to view entire report

Gympie Regional Saleyards
Last Updated: 2.2.2
Last Yarding: 1,000
Tuesday 2 February 2021
Tuesday's Report: Cattle yards were filled to capacity with a wide range of quality and condition. Vealer calves 20c higher. Vealer steers and heifers 20c higher. Feeder steers and heifers 20c higher. Cows 20c higher. Bulls 20c higher. Demand was good. Supply was dominated by a large group of feeders as well with restocker in good demand.

Tri State Livestock Exchange - Inverell - Site Lot 50
Last Updated: 2.2.2
Last Yarding: 1,000
Tuesday 2 February 2021
Tuesday's Report: Cattle yards were filled to capacity with a wide range of quality and condition. Vealer calves 20c higher. Vealer steers and heifers 20c higher. Feeder steers and heifers 20c higher. Cows 20c higher. Bulls 20c higher. Demand was good. Supply was dominated by a large group of feeders as well with restocker in good demand.

Tri State Livestock Exchange - Moree - Site Lot 50
Last Updated: 2.2.2
Last Yarding: 1,000
Tuesday 2 February 2021
Tuesday's Report: Cattle yards were filled to capacity with a wide range of quality and condition. Vealer calves 20c higher. Vealer steers and heifers 20c higher. Feeder steers and heifers 20c higher. Cows 20c higher. Bulls 20c higher. Demand was good. Supply was dominated by a large group of feeders as well with restocker in good demand.

Tri State Livestock Exchange - Goondiwindi - Site Lot 50
Last Updated: 2.2.2
Last Yarding: 1,000
Tuesday 2 February 2021
Tuesday's Report: Cattle yards were filled to capacity with a wide range of quality and condition. Vealer calves 20c higher. Vealer steers and heifers 20c higher. Feeder steers and heifers 20c higher. Cows 20c higher. Bulls 20c higher. Demand was good. Supply was dominated by a large group of feeders as well with restocker in good demand.

Casino Livestock Saleyards - Vealer Calves Only
Last Updated: 2.2.2
Last Yarding: 1,000
Tuesday 2 February 2021
Tuesday's Report: Cattle yards were filled to capacity with a wide range of quality and condition. Vealer calves 20c higher. Vealer steers and heifers 20c higher. Feeder steers and heifers 20c higher. Cows 20c higher. Bulls 20c higher. Demand was good. Supply was dominated by a large group of feeders as well with restocker in good demand.

Grafton Regional Livestock Saleyards - Vealer Calves Only
Last Updated: 2.2.2
Last Yarding: 1,000
Tuesday