the Cattle Range

Weekly Market Summary

Week ending Saturday, February 14, 2026

Compared to last week, all classes of cattle were lower. Fed cattle futures were lower across the board on light to moderate volume. Feeder cattle futures were lower across most contract months on light volume.

Cattle/Beef Market Strength Indexes

Indexes track the daily market values for the past 10 trading days. Each index is the weighted average of the daily market values for the past 10 trading days. Each index is the weighted average of the daily market values for the past 10 trading days. Each index is the weighted average of the daily market values for the past 10 trading days.

Click here to receive this report by **e-mail**. Subscribe by sending an e-mail to cattle-range-subscribe@yahoogroups.com

Fed Cattle - Fed cattle trade in the Southern Plains on Friday, reported live prices were $2.00 lower than last week at $195.00, in the Texas Panhandle, Live Cattle futures were 1.45 to 3.00 lower. USDA's cash carcass weight average for steers was 1.00 lower at 1,402 lbs. Boxed Beef prices were 1.00 lower. Cutout was 3.00 lower. Corn futures were 0.25 lower. Soybean meal futures were $2.00 lower. Wheat futures were 0.25 lower.

Feeder Steers - The national average price for feeder steers was $3.00 lower, at $1,734. All lower weight breaks 2.00 to 5.00 lower than last week. Live Feeder Cattle futures were 1.00 to 2.00 lower.

Feeder Cattle - Feeder cattle traded on Friday, March futures down 1.00 at 359.75. Feeder cattle futures were 1.00 to 2.00 lower across the board on light to moderate volume.

Stocker Steers - The national average price for stocker steers was $3.00, 4.0° lower with trade mostly 3.00 to 5.00 lower than last week. Live Feeder Cattle futures were 1.00 to 2.00 lower.

Milk Cows - Milk Cows: Supply 327.00 - Trade Sale 1,000 - Low 1,000 - High 1,000

CME Feeder Cattle Index - 3-Day Avg. - 3-Day Avg. - Previous Year: 355.44 on 2/09/25

Cattle on Feed - Cattle on feed in the 8 major feeding states were 1,000 head, 0.0° lower than last week.

Beef Cutout Value - The Choice cutout was 3.17 higher at $373.75 and the Select cutout was 2.75 lower at 357.42. The Choice/Select spread is at 16.33 (a narrower spread).

Boxed Beef Cutout - Choice: 373.75 - Select: 357.42 - Prior Week Choice: 376.77

Slaughter Cattle - Total Weekly: 1,000 Steers: 0.0° higher

Slaughter Cows - Total Weekly: 1,000 Steers: 0.0° higher

Fed Cattle Slaughter - Slaughter was reported at 1,000 head for the week ending Saturday, February 14th and was 0.0° higher than last week and 0.0° higher than last year. Slaughter was 0.0° higher than the 5 year average. Slaughter thus far in 2026 is 0.0° higher than last year. Cumulative head production for the year to date is 0.0° higher than last year. Cumulative head production for the year to date is 0.0° higher than the 5 year average.

Live Cattle - Trade Month - Last 1 - Net - Volume

Contents

- Weekly Summary
- Market Commentary
- Cattle Futures Charts
- Feeder Cattle Futures Charts
- Weekly Cash Prices
- Cash Cattle Charts
- Feedstuffs Charts
- Boxed Beef Cutouts
- USDA National Retail Report
- Fed, Weekly Market Prices/Cattle Feeding Estimates
- Buffalo/Bison Commentary, Cattle & Corn
- U.S. Dollar - Australian Dollar
- World Economic & Economic News
- Cattle Market Links
- National Cattle Summary
- Selected Auction Markets
- Cows Sales at Greeley & Denver Cattle
- Weekly Hay Reports

Links to the articles below are included below as much time is of interest but their content does not necessarily reflect the opinion of the editor.

Live Cattle - Trade Month - Last 1 - Net - Volume

- 2025 Beef Cow Inventory ... State Rankings & Change
- Livestock Report: Cattlemen's Association Weighs in on Farm Bill
- Bunker L. Ruffin Serves as 2026 U.S. Secretary of Agriculture
- Cattlemen's Association Weighs in on Farm Bill
- Embedded Risk Management Strategies Protect Producers
- US Consumer Prices Increase More Than Expected in January
- USDOC: Retail Sales Prices & Beef Production Forecast for 2026
- Beef Herd Expansion, What's Possible in 2025?

Market Overview

	Wk Ago	Yr Ago	5 Year Ave.	Year to Date	Last Year	Year Ago
Fed Steers	195.00	198.00	213.00	195.00	198.00	198.00
Fed Heifers	195.00	198.00	213.00	195.00	198.00	198.00
Feeder Steers	1,734.00	1,731.00	1,731.00	1,734.00	1,731.00	1,731.00
Feeder Heifers	1,734.00	1,731.00	1,731.00	1,734.00	1,731.00	1,731.00
Stocker Steers	1,734.00	1,731.00	1,731.00	1,734.00	1,731.00	1,731.00
Stocker Heifers	1,734.00	1,731.00	1,731.00	1,734.00	1,731.00	1,731.00
Slaughter Cows	1,000.00	1,000.00	1,000.00	1,000.00	1,000.00	1,000.00
Slaughter Bulls	1,000.00	1,000.00	1,000.00	1,000.00	1,000.00	1,000.00
Fed Cattle Steers	195.00	198.00	213.00	195.00	198.00	198.00
Fed Cattle Heifers	195.00	198.00	213.00	195.00	198.00	198.00
Fed Cattle Cows	1,000.00	1,000.00	1,000.00	1,000.00	1,000.00	1,000.00
Fed Cattle Bulls	1,000.00	1,000.00	1,000.00	1,000.00	1,000.00	1,000.00
Feedstuff Corn	4.25	4.25	4.25	4.25	4.25	4.25
Feedstuff Soy	10.00	10.00	10.00	10.00	10.00	10.00
Avg. National Retail	1,000.00	1,000.00	1,000.00	1,000.00	1,000.00	1,000.00
Yellow Steers	1,000.00	1,000.00	1,000.00	1,000.00	1,000.00	1,000.00
Yellow Heifers	1,000.00	1,000.00	1,000.00	1,000.00	1,000.00	1,000.00
Boxed Beef Cutout	373.75	376.77	376.77	373.75	376.77	376.77
Select Cutout	357.42	360.17	360.17	357.42	360.17	360.17
Choice/Select	16.33	16.60	16.60	16.33	16.60	16.60
Cattle Cost Cutting	0.00	0.00	0.00	0.00	0.00	0.00
Crude Oil Futures	70.42	70.16	77.06	70.42	70.16	77.06
Gold Futures	5,000.00	5,000.00	5,000.00	5,000.00	5,000.00	5,000.00
Dow Jones Ind.	50,000.00	50,000.00	50,000.00	50,000.00	50,000.00	50,000.00
Dollar Index	1,000.00	1,000.00	1,000.00	1,000.00	1,000.00	1,000.00
Euro Currency	1,000.00	1,000.00	1,000.00	1,000.00	1,000.00	1,000.00

Contents

Download TCR's Mobile App

National Feeder & Stocker Cattle Sale Recaps

	Head	Steers	Heifers	Bulls	Cows
Feeder Steers	1,000	1,000	1,000	1,000	1,000
Stocker Steers	1,000	1,000	1,000	1,000	1,000
Feeder Heifers	1,000	1,000	1,000	1,000	1,000
Stocker Heifers	1,000	1,000	1,000	1,000	1,000
Feeder Cows	1,000	1,000	1,000	1,000	1,000
Stocker Cows	1,000	1,000	1,000	1,000	1,000

The Feeder & Stocker Cattle prices below are statewide average prices converted to show the overall price trend and do not represent prices for any specific market/region within a state.

Contents

Feeder Steers

Wk 1	Wk 2	Wk 3	Wk 4	Wk 5	Wk 6	Wk 7	Wk 8	Wk 9	Wk 10
2,173.00	2,144	2,144.00	2,144.00	2,144.00	2,144.00	2,144.00	2,144.00	2,144.00	2,144.00

Cattle Futures: Charts of Contentions of Traders

Contents

Monthly Feeder Cattle Weekly Import Summary

	Current Week	Previous Week	Year Ago	Year to Date
Head	1,000	1,000	1,000	1,000
Value	1,000	1,000	1,000	1,000

Source: Census Bureau

Feeder Cattle Weekly Import Summary

	Current Week	Previous Week	Year to Date
Head	1,000	1,000	1,000
Value	1,000	1,000	1,000

Source: Census Bureau

Contents

Cattle on Feed

Contents

Photo of the Week

Angus Cows Day Heifers...Central TX

Contents

"Stocker Hot Sheet" Weekly Analysis

Stocker Cattle Market Update - Starting daylights mirror in an attempt to level cattle up and stabilize the market. We are in a transitional period where the market is searching for a new equilibrium and anything that can change conduct or sentiment is. Fed fed cattle and the supplemental supply of cattle from Mexico are the two most obvious factors that could change conduct or sentiment. Fed cattle have been trading lower and Mexico has been importing cattle at a record pace. Fed cattle have been trading lower because packers have been able to fill their needs with Mexican cattle and domestic cattle that are being fed longer than normal because of weather issues and packers have been able to fill their needs with Mexican cattle and domestic cattle that are being fed longer than normal because of weather issues. Having historically high inventory in the pack and one person, one vote, the market is being forced to adjust to the reality of the current supply of cattle. Stocker cattle are being pulled into the market because of the current supply of cattle and because of the current supply of cattle. Stocker cattle are being pulled into the market because of the current supply of cattle and because of the current supply of cattle.

I have read a number of people on twitter talking about alternative decisions on the processing behind what packers are willing to do. Packers are willing to do what they want to do and what they have been willing to do for a long time. Packers are willing to do what they want to do and what they have been willing to do for a long time. The cattle feeder attempting to sell a fed steer is in a different position than the packer. The cattle feeder is in a different position than the packer. The cattle feeder is in a different position than the packer. The cattle feeder is in a different position than the packer. The cattle feeder is in a different position than the packer. The cattle feeder is in a different position than the packer.

There is a lack stocker renewed tendency for fat and feeder prices going forward from Friday's close. We are in a transitional period where the market is searching for a new equilibrium and anything that can change conduct or sentiment is. Fed fed cattle and the supplemental supply of cattle from Mexico are the two most obvious factors that could change conduct or sentiment. The market has to settle at a price that will clear the market. The market has to settle at a price that will clear the market. The market has to settle at a price that will clear the market. The market has to settle at a price that will clear the market. The market has to settle at a price that will clear the market. The market has to settle at a price that will clear the market.

Feeder Cattle Market Update - Starting daylights mirror in an attempt to level cattle up and stabilize the market. We are in a transitional period where the market is searching for a new equilibrium and anything that can change conduct or sentiment is. Fed fed cattle and the supplemental supply of cattle from Mexico are the two most obvious factors that could change conduct or sentiment. The market has to settle at a price that will clear the market. The market has to settle at a price that will clear the market. The market has to settle at a price that will clear the market. The market has to settle at a price that will clear the market. The market has to settle at a price that will clear the market. The market has to settle at a price that will clear the market.

Cattle Futures - Fed cattle futures were lower across the board on light to moderate volume. Feeder cattle futures were lower across most contract months on light volume. The cattle futures complex is being forced to adjust to the reality of the current supply of cattle. The cattle futures complex is being forced to adjust to the reality of the current supply of cattle. The cattle futures complex is being forced to adjust to the reality of the current supply of cattle. The cattle futures complex is being forced to adjust to the reality of the current supply of cattle. The cattle futures complex is being forced to adjust to the reality of the current supply of cattle. The cattle futures complex is being forced to adjust to the reality of the current supply of cattle.

Wholesale Beef - Wholesale beef prices were higher with trading with strong demand sales reported at mixed prices. Wholesale beef prices were higher with trading with strong demand sales reported at mixed prices. Wholesale beef prices were higher with trading with strong demand sales reported at mixed prices. Wholesale beef prices were higher with trading with strong demand sales reported at mixed prices. Wholesale beef prices were higher with trading with strong demand sales reported at mixed prices. Wholesale beef prices were higher with trading with strong demand sales reported at mixed prices.

Grain Markets - Corn and soybean futures were lower following with strong demand sales reported at mixed prices. Corn and soybean futures were lower following with strong demand sales reported at mixed prices. Corn and soybean futures were lower following with strong demand sales reported at mixed prices. Corn and soybean futures were lower following with strong demand sales reported at mixed prices. Corn and soybean futures were lower following with strong demand sales reported at mixed prices. Corn and soybean futures were lower following with strong demand sales reported at mixed prices.

Contents

"Stocker Hot Sheet" Weekly Analysis

Christopher B. Smith is a commodity broker and consultant with Smith Trading Company in Nashville, Tennessee. He can be reached at chris@smithtradingcompany.com and "Stocker Hot Sheet" commentary is found on the website at www.stockerhotsheet.com

Contents

Fed Cattle

Fed cattle traded in Friday afternoon trade in the Texas Panhandle. Negotiated cash trade reported 1,000 head of fed steers delivered to the Texas Panhandle. Live equivalent price was $195.00 with dressed equivalent reported at the Southern Plains area Tuesday with trade 195 purchases at $315.00, a top bid next to nothing and a top offer of $315.00. Dressed sales were reported on 1,000 head with a weighted average of $315.00 with a range of $315.00 to $315.00. Last week's cattle on feed placements were reported at 1,000 head, 0.0° higher than last week and 0.0° higher than last year. Placements were 0.0° higher than the 5 year average. Placements thus far in 2026 are 0.0° higher than last year. Cumulative head placements for the year to date are 0.0° higher than the 5 year average.

Cattle on Feed Weekly Feedlot Placements

Contents

This week's Feedyard Closeouts...

Feedyard closeouts were reported on 1,000 head of steers and heifers sold on a commercial feedyard and not for slaughter. Average days on feed for the current month's closeouts was 0.0 with a weighted average of 0.0 days on feed. Cattle were 0.0 days older and 0.0 days and selling price was 0.0 higher than last month's sales of 0.0 days on feed. Cattle were 0.0 days older and 0.0 days and selling price was 0.0 higher than last year's sales of 0.0 days on feed.

Feedyard Closeouts

Total # of Head	1,000
Average Days on Feed	0.0
Average Days on Feed Last Month	0.0
Average Days on Feed Last Year	0.0
Total Cost of Gain	$0.00
Total Cost of Gain Last Month	$0.00
Total Cost of Gain Last Year	$0.00
Total Gain	0.00
Total Gain Last Month	0.00
Total Gain Last Year	0.00
Total Days on Feed	0.00
Total Days on Feed Last Month	0.00
Total Days on Feed Last Year	0.00
Total Days Cattle Sold	0.00
Total Days Cattle Sold Last Month	0.00
Total Days Cattle Sold Last Year	0.00
Year-to-date Feedyard Closeouts	**YTD TD**
Total # of Head	1,000
Average Days on Feed	0.0
Average Days on Feed Last Year	0.0
Total Cost of Gain	$0.00
Total Cost of Gain Last Year	$0.00
Total Gain	0.00
Total Gain Last Year	0.00
Total Days on Feed	0.00
Total Days on Feed Last Year	0.00
Total Days Cattle Sold	0.00
Total Days Cattle Sold Last Year	0.00
Year-to-date Feedyard Sales	**YTD TD**
Total # of Head	1,000
Average Days on Feed	0.0
Average Days on Feed Last Year	0.0
Total Cost of Gain	$0.00
Total Cost of Gain Last Year	$0.00
Total Gain	0.00
Total Gain Last Year	0.00
Total Days on Feed	0.00
Total Days on Feed Last Year	0.00
Total Days Cattle Sold	0.00
Total Days Cattle Sold Last Year	0.00

Feedyard Closeout Weekly Averages

Total # of Head	1,000
Average Days on Feed	0.0
Average Days on Feed Last Year	0.0
Total Cost of Gain	$0.00
Total Cost of Gain Last Year	$0.00
Total Gain	0.00
Total Gain Last Year	0.00
Total Days on Feed	0.00
Total Days on Feed Last Year	0.00
Total Days Cattle Sold	0.00
Total Days Cattle Sold Last Year	0.00

Feedyard Closeout Year-to-date Averages

Total # of Head	1,000
Average Days on Feed	0.0
Average Days on Feed Last Year	0.0
Total Cost of Gain	$0.00
Total Cost of Gain Last Year	$0.00
Total Gain	0.00
Total Gain Last Year	0.00
Total Days on Feed	0.00
Total Days on Feed Last Year	0.00
Total Days Cattle Sold	0.00
Total Days Cattle Sold Last Year	0.00

Feedyard Sales Year-to-date Averages

Total # of Head	1,000
Average Days on Feed	0.0
Average Days on Feed Last Year	0.0
Total Cost of Gain	$0.00
Total Cost of Gain Last Year	$0.00
Total Gain	0.00
Total Gain Last Year	0.00
Total Days on Feed	0.00
Total Days on Feed Last Year	0.00
Total Days Cattle Sold	0.00
Total Days Cattle Sold Last Year	0.00

Feedyard Closeout Cattle Weighted Averages

Steers	
0-300 lbs	$0.00
300-400 lbs	$0.00
400-500 lbs	$0.00
500-600 lbs	$0.00
600-700 lbs	$0.00
700-800 lbs	$0.00
800-900 lbs	$0.00
900-1000 lbs	$0.00
1000-1100 lbs	$0.00
1100-1200 lbs	$0.00
1200-1300 lbs	$0.00
1300-1400 lbs	$0.00
Heifers	
0-300 lbs	$0.00
300-400 lbs	$0.00
400-500 lbs	$0.00
500-600 lbs	$0.00
600-700 lbs	$0.00
700-800 lbs	$0.00
800-900 lbs	$0.00
900-1000 lbs	$0.00
1000-1100 lbs	$0.00
1100-1200 lbs	$0.00
1200-1300 lbs	$0.00
1300-1400 lbs	$0.00

Contents

Feedyard Closeouts for the weeks ending...

Closeouts for un-hedged steers placed on feed 180 days ago & sold this week

Average days on feed: 0.0 Average cost of gain: $0.00 Average selling price: $0.00

Closeouts for un-hedged steers placed on feed 180 days ago & sold this week

Average days on feed: 0.0 Average cost of gain: $0.00 Average selling price: $0.00

Feedyard Closeouts - 1 Year Moving Averages... (<<<Previous)

^ Contents

Feeder Steers/Corn Correlation: 5 Year Moving Average
Per cwt. price for feeder & slaughter steers compared to the cost of 25 bushels of corn.

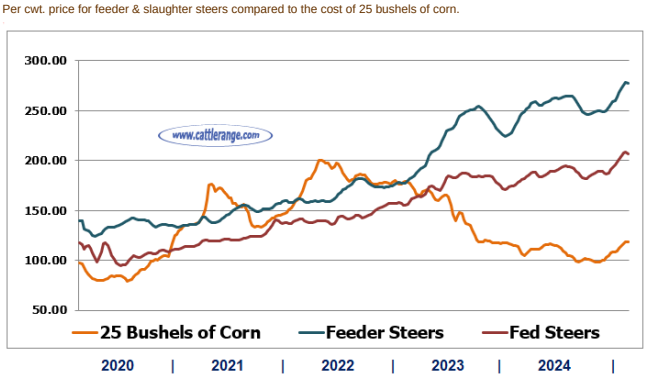

^ Contents

Federally Inspected Slaughter Cattle by Class:
Released by USDA Market News Service for last week.

Federally Inspected Slaughter Head & Percentage by Class - U.S.		
Cattle		
	Head	% of Total
Steers	298,348	49.6%
Heifers	187,887	31.2%
Dairy Cows	57,476	9.6%
Other Cows	50,518	8.4%
Bulls	7,556	1.3%
Total	601,785	

Livestock Slaughter under Federal Inspection:

Daily Slaughter

Fri Feb 14, 2025		Week Ago	Year Ago	WTD	Prev Week WTD	Last Year WTD	2025 YTD	2024 YTD	YTD % Change
Calves	1,000	1,000	1,034	5,000	5,000	4,756	22,978	33,492	-31.4%
Cattle	103,000	100,000	120,134	557,000	576,000	605,741	3,811,345	4,162,489	-8.4%
Hogs	484,000	484,000	479,432	2,443,000	2,429,000	2,425,198	16,550,577	17,596,620	-5.9%
Sheep	5,000	2,000	4,872	38,000	37,000	37,045	226,465	234,684	-3.5%

Sat Feb 15, 2025		Week Ago	Year Ago	WTD	Prev Week WTD	Last Year WTD	2025 YTD	2024 YTD	YTD % Change
Calves	0	0	0	5,000	5,000	4,756	22,978	33,492	-31.4%
Cattle	4,000	8,000	2,725	561,000	584,000	608,466	3,815,345	4,165,214	-8.4%
Hogs	97,000	109,000	124,528	2,540,000	2,538,000	2,549,726	16,647,577	17,721,148	-6.1%
Sheep	0	0	33	38,000	37,000	37,078	226,465	234,717	-3.5%

^ Contents

Boxed Beef Cutouts:

USDA Estimated Boxed Beef Cut-out Values as of 2:30 PM on 2/14/25
Based on negotiated prices and volume of boxed beef cuts delivered within 0-21 days and on average industry cutting yields. Values reflect U.S. dollars per 100 pounds.

	Choice 600-900	Select 600-900
Current Cutout Values:	314.70	307.14
Change from prior day:	(2.70)	(2.70)
Choice/Select spread:	7.56	
Total Load Count (Cuts, Trimmings, Grinds):	87	

Composite Primal Values		
Primal Rib	473.79	441.73
Primal Chuck	271.40	275.71
Primal Round	281.52	281.24
Primal Loin	401.29	377.41
Primal Brisket	243.96	240.66
Primal Short Plate	212.82	212.82
Primal Flank	148.17	151.84

Load Count And Cutout Value Summary For Prior 5 Days

Date	Choice	Select	Trim	Grinds	Total	Choice 600-900	Select 600-900
02/13	75	14	15	12	116	317.40	309.84
02/12	122	26	13	15	176	319.26	309.14
02/11	116	26	5	17	164	322.46	312.21
02/10	48	11	7	17	83	323.50	313.92
02/07	85	13	37	21	155	321.87	312.90
Current 5 Day Simple Average:						320.90	311.60

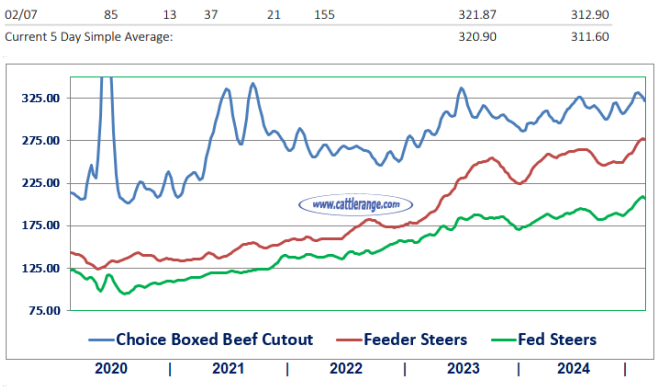

USDA National Steer & Heifer Estimated Grading Percent Report:
Released by USDA Market News Service for last week.

Beef

Head Count Graded: 2.20M
Head Offered: 2.25M
Prime Volume: 0.24M
Choice Volume: 1.64M
Select Volume: 0.31M
Other* Volume: 0.06M
Prime Pct.: 10.75%
Choice Pct.: 72.91%
Select Pct.: 13.64%
Other* Pct.: 2.71%

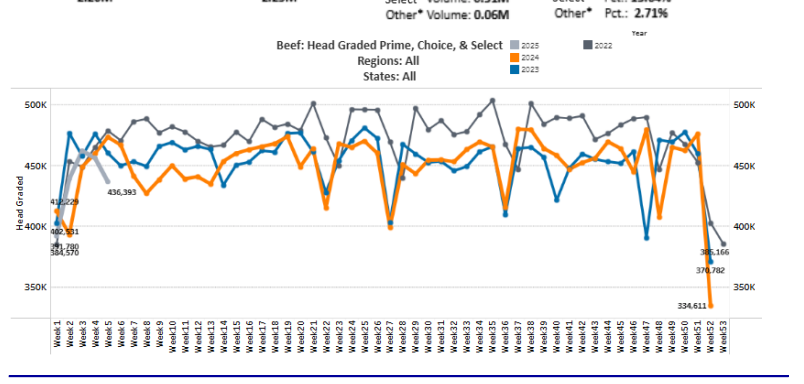

Last Week's Trade Data:

Beef:

Net sales of 13,100 MT for 2025 primarily for South Korea (7,400 MT, including decreases of 400 MT), Japan (2,700 MT, including decreases of 300 MT), Mexico (1,000 MT, including decreases of 100 MT), Canada (500 MT, including decreases of 100 MT), and Taiwan (400 MT, including decreases of 100 MT), were offset by reductions for China (500 MT).

Exports of 14,900 MT were primarily to South Korea (4,800 MT), Japan (3,600 MT), China (2,200 MT), Mexico (1,300 MT), and Canada (800 MT).

Pork:

Net sales of 24,900 MT for 2025 were primarily for Japan (6,200 MT), Mexico (5,000 MT, including decreases of 200 MT), South Korea (3,600 MT, including decreases of 200 MT), the Dominican Republic (2,300 MT), and Colombia (2,200 MT, including decreases of 100 MT).

Exports of 31,000 MT were primarily to Mexico (12,000 MT), South Korea (4,000 MT), Japan (3,900 MT), China (3,200 MT), and Colombia (1,700 MT).

^ Contents

USDA National Retail Beef Report:
National Summary of Advertised Prices for Beef at Major Retail Supermarket Outlets

This week in beef retail the Feature Rate increase by 2.2 percent and the Activity Index decreased by 6.6 percent. Compared to last week items from the brisket, loin, sirloin, ground, and variety meat sections showed less ad space while items from the chuck, rib, round, other/mics., and deli sections showed an increase. Carcass items remained steady.

NATIONAL

Metric	Current Week (CW)	Previous Week (PW)	Previous Year (PY)
Total Outlets	24,824	24,824	
Activity Index	80,744	86,498	
Feature Rate (%)	87.6%	85.4%	

^ Contents

Est. Weekly Meat Production Under Federal Inspection:

Total red meat production under Federal inspection for the week ending Saturday, February 15th was estimated at 1046.1 million lbs. according to the USDA Marketing Service. This was 2.0 percent lower than a week ago and 1.3 percent lower than a year ago. Cumulative meat production for the year to date was 4.9 percent lower compared to the previous year.

^ Contents

3 Year Bullish/Bearish Consensus Charts from SentimenTrader:

The theory behind the "Bullish/Bearish Consensus" indicator is when the public reaches a consensus, they are usually wrong:

- They get too bullish after prices have risen and too bearish after they have already fallen.

Because of this tendency, there are often extremes in opinion right before major changes in trend:

- When the public reaches a bullish extreme, i.e., a great majority thinks prices will keep rising, then prices often decline instead.
- And when they become too bearish, then prices tend to rise.

So when Public Opinion moves above the **red dotted line** in the chart, it means that compared to other readings over the past year, you're seeing **excessive optimism**. You also want to look at the absolute level of Opinion, too - if it's at 90%, then there's no question we're seeing an historic level of bullish opinion. Watch for readings above 80% (or especially 90%) to spot those dangerous times when the public is overly enthusiastic about a commodity.

Conversely, when Public Opinion moves below the **green dotted line**, then the public is **excessively pessimistic** about the commodity's prospects for further gains compared to their opinion over the past year. Looking for absolute readings under 20% (or especially 10%) often indicates an upturn in the market.

Cattle Bullish/Bearish Consensus: 3 Year Chart

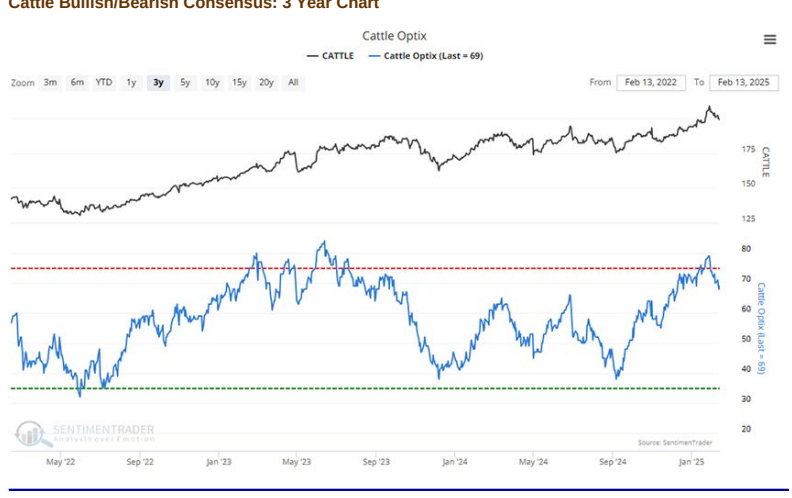

Corn Bullish/Bearish Consensus: 3 Year Chart

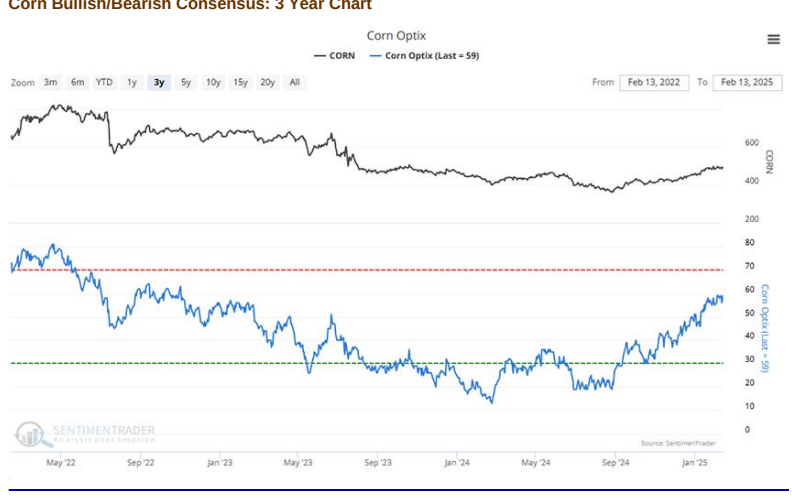

^ Contents

U.S. Dollar - 6 Month Chart:

Over the past 5 years, an average of around 12% of U.S. beef production has been exported, making exports an extremely important factor affecting beef and cattle prices. A strong dollar depresses export demand.

- U.S. Dollar Index

^ Contents

Stock Markets & Economic News:
T. Rowe Price

Stock indexes climb toward record highs

U.S. stocks finished mostly higher with the Nasdaq Composite leading the way, gaining 2.58% during the week. As measured by Russell indexes, growth stocks outperformed value shares for the second week this year. Small-cap stocks lagged, with the Russell 2000 Index trailing the S&P 500 Index by 146 basis points (1.46 percentage points) for the week. The S&P 500 Index and Nasdaq Composite both closed the week within 1% of all-time highs.

Stocks had their best day of the week on Thursday, largely in response to President Donald Trump's decision to not introduce new global tariffs, instead signing an order that—following further study—could lead to the implementation of reciprocal tariffs on a country-by-country basis by April 1. While the news left some uncertainty, investors appeared to be encouraged as the move will further delay the implementation of additional tariffs and seemingly allow room for negotiation between the U.S. and its individual trade partners.

January inflation data fuel higher-for-longer rate expectations

The week's economic calendar was highlighted by Wednesday's inflation data, which came in higher than expected. According to the Bureau of Labor Statistics (BLS), the headline consumer price index (CPI) rose 0.5% month over month and 3.0% year over year in January, accelerating from December's readings of 0.4% and 2.9%, respectively. Shelter costs rose 0.4% and accounted for nearly 30% of the total increase during the month. Core CPI, which excludes volatile food and energy prices, rose 0.4% in January, up from December's reading of 0.2%.

Thursday brought more inflation data in the form of the BLS's producer price index (PPI), which similarly rose more than expected, advancing 0.4% in January compared with consensus expectations for a 0.3% increase. However, certain closely watched components of the index—including health care items and airfares—showed signs of cooling, which seemed to help ease some concerns following Wednesday's CPI report.

U.S. Stocks:

Index	Friday's Close	Week's Change	% Change YTD
DJIA	44,546.08	242.68	4.71%
S&P 500	6,114.63	88.64	3.96%
Nasdaq Composite	20,026.77	503.37	3.71%
S&P MidCap 400	3,198.61	-7.99	2.49%
Russell 2000	2,279.98	0.27	2.23%

^ Contents

"**Click Here**" **to view a Slide Show of Drought Monitor maps for the last 12 weeks**

For the fifth week in a row, drought worsened in the Southwest. Parts of the Northwest, Midwest, and Southern Plains across to the Southeast degraded too. Meanwhile, parts of the Northern Rockies and Mid-Atlantic improved.

36.46%
of the U.S. and 43.63% of the lower 48 states are in drought this week.
↑ 2.8% since last week
↑ 18.1% since last month

184.7 Million
acres of major crops in U.S. are experiencing drought conditions this week.
↓ 0.3% since last week
↑ 2.9% since last month

149.3 Million
people in the U.S. and 149.3 Million in the lower 48 states are affected by drought this week.
↑ 7.5% since last week
↑ 23.0% since last month

46
U.S. states are experiencing Moderate Drought (D1) or worse this week.
— No change since last week
↑ 1 state since last month

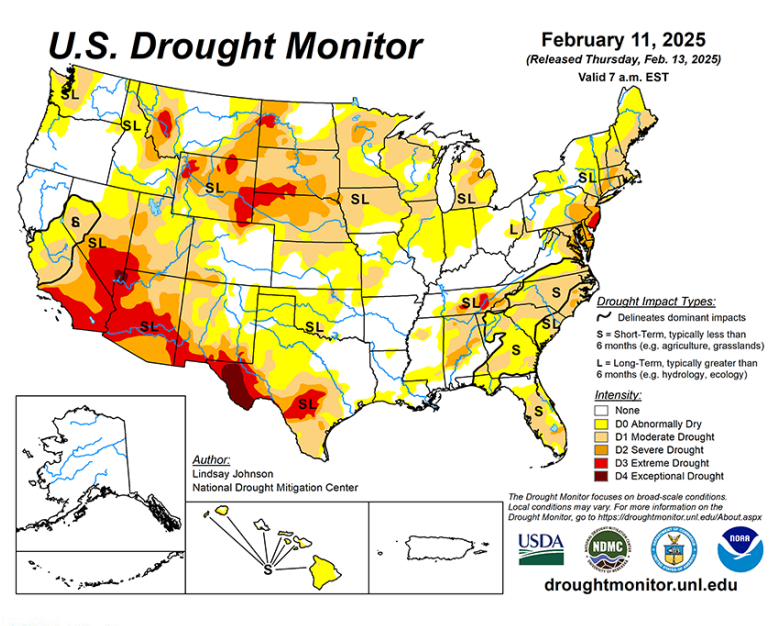

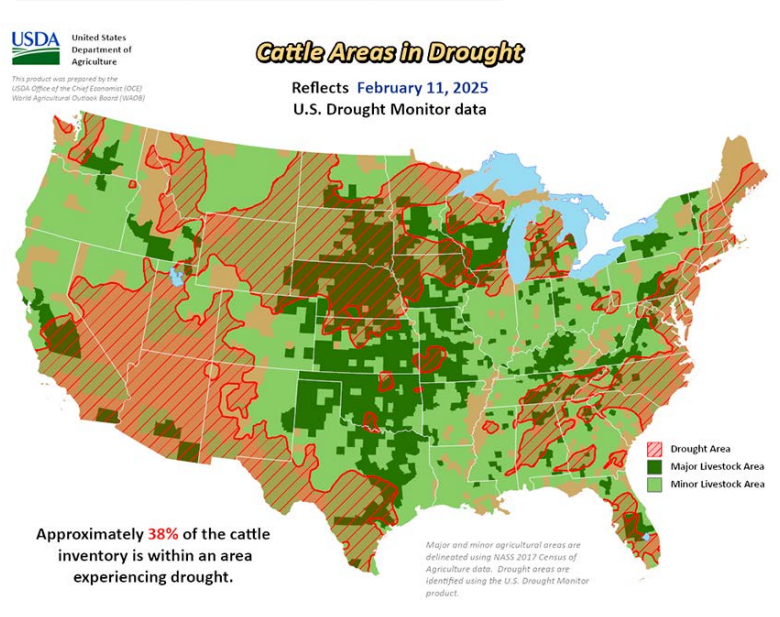

Canadian 90-Day Percent of Average Precipitation:

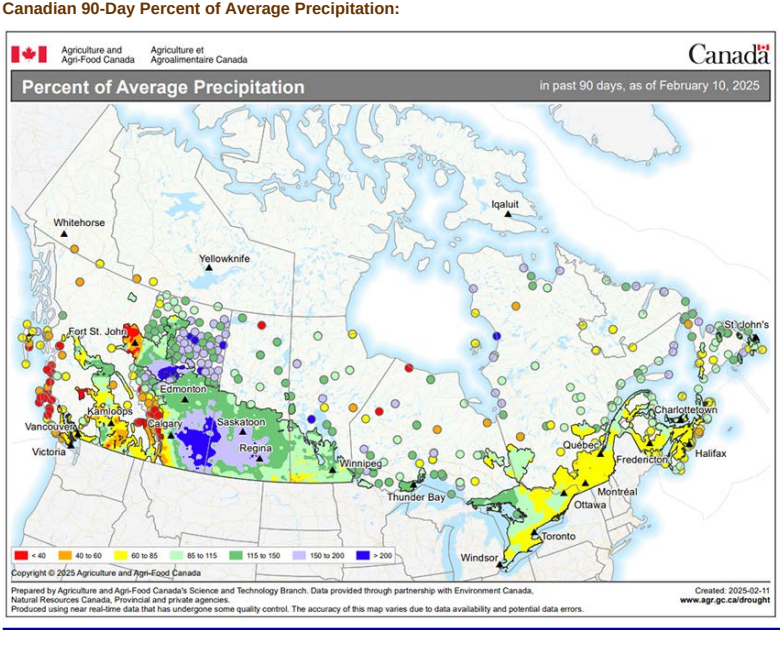

Looking ahead...

Over the next five to seven days, some coastal areas of the West could see precipitation from the Washington Cascades into most of California. Other higher-elevation areas in the Intermountain West as well as in the Southwest, are also expected to receive some precipitation. Heavy precipitation is expected across the South, Southeast and Northeast where amounts are estimated to reach 1.25 to 5 inches in the lower Ohio River Valley and through Alabama. Once again, much of the Plains, from North Dakota through central-west Texas, are expected to see less than a quarter of an inch of precipitation.

The 6-10 day outlook shows the greatest probability of below-normal temperatures are in the central Midwest. Below-normal temperatures are expected to be below-normal from central Montana to central Texas and all the way into Maine. The best chances of above-normal temperatures will likely be across Alaska and Hawaii. Southern Arizona and southern Florida are expected to stay near normal temperatures. The greatest chances of above-normal precipitation are expected to be across the Gulf Coast from Texas and across the Florida Peninsula. A large swath of the country (Washington towards the Gulf of Mexico) is leaning towards above-normal precipitation. Alaska is also leaning toward above-normal precipitation. Along California's central and southern coast precipitation are expected to be drier –than normal, and to a lesser extent, Arizona, Nevada, and southwest New Mexico. The northern Midwest and Great Lakes region, along with Hawaii, are expected to have near or just below normal precipitation.

Precipitation & Temperature Outlooks:

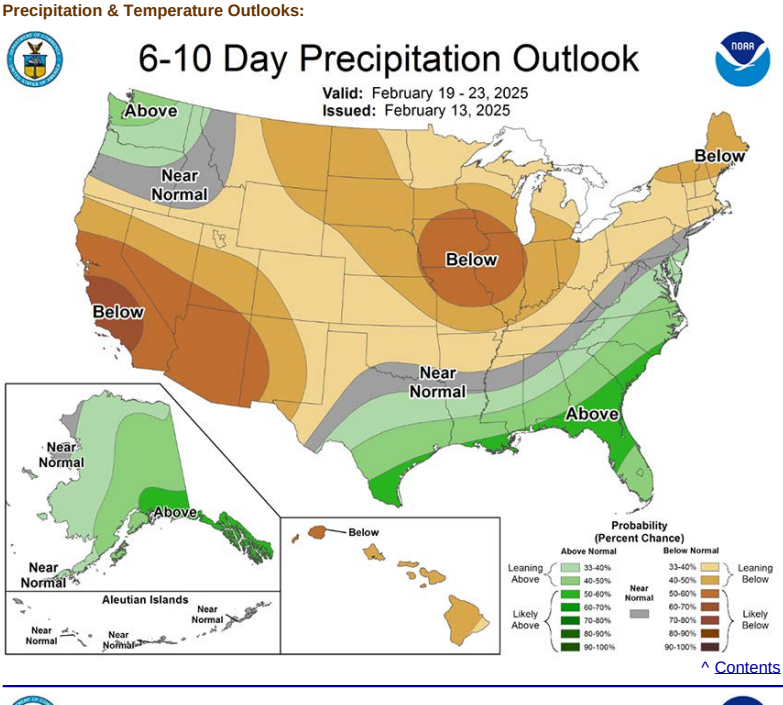

^ Contents

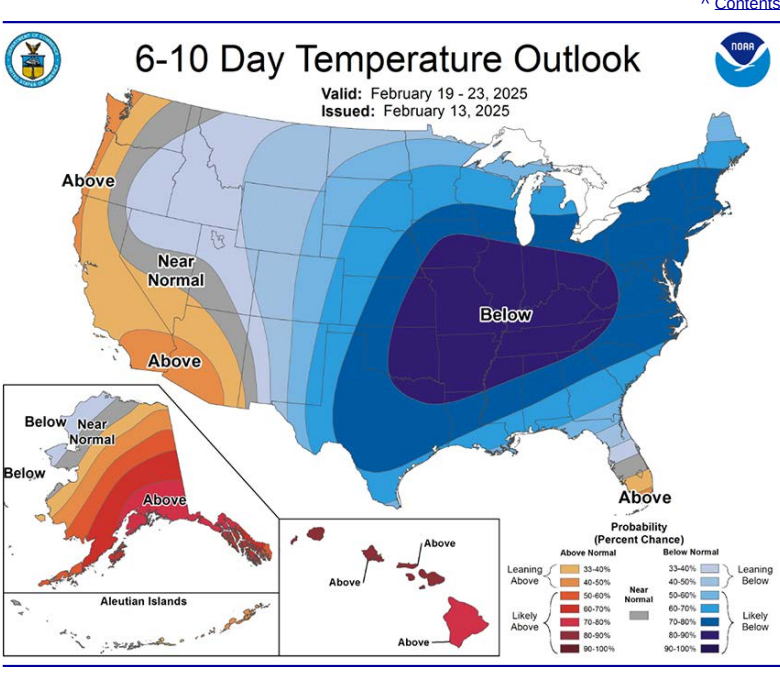

^ Contents

Weekly Grain Market Review:

Grain Prices	02/14/25	Last Week	1 Month Ago	1 Year Ago	5 Yr. Avg.
Omaha Corn	4.79	4.77	4.59	4.31	5.42
Kansas City Wheat	5.63	5.55	5.16	5.00	6.69
March Corn Futures	4.9625	4.8750	4.8425	4.1625	5.2536
March Wheat Futures	6.0000	5.8775	5.3875	5.6050	6.7576

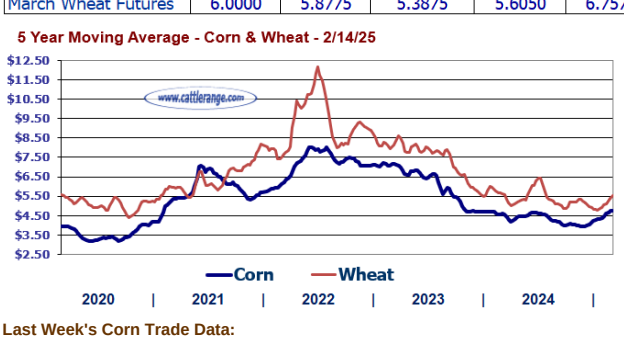

Last Week's Corn Trade Data:

Net sales of 1,649,000 MT for 2024/2025 were up 12 percent from the previous week and 20 percent from the prior 4-week average. Increases primarily for Japan (459,400 MT, including 73,100 MT switched from unknown destinations), South Korea (325,400 MT, including 127,000 MT switched from unknown destinations and decreases of 3,800 MT), Mexico (262,600 MT, including 29,000 MT switched from unknown destinations and decreases of 128,200 MT), Colombia (250,900 MT, including 68,000 MT switched from unknown destinations and decreases of 29,900 MT), and Taiwan (70,000 MT), were offset by reductions for unknown destinations (87,600 MT), Panama (18,600 MT), and Canada (9,000 MT). Net sales of 350,100 MT for 2025/2026 were reported for Mexico (330,000 MT), Honduras (14,000 MT), and unknown destinations (6,100 MT).

Exports of 1,354,300 MT were unchanged from the previous week, but down 5 percent from the prior 4-week average. The destinations were primarily to Mexico (299,400 MT), Japan (231,200 MT), South Korea (188,600 MT), Colombia (185,800 MT), and Vietnam (73,100 MT).

^ Contents

Regional Auction Reports... Click Link to view entire report

Last Friday & Saturday Auctions:

Burwell Livestock Auction Market - Burwell NE
This Week: 3,390
Last Reported: 3,475
Last Year: 5,745
Compared with last week 550 to 600 lbs steers traded 4.00 higher, 700 lbs steers traded 9.00 lower and 800 lbs steers traded 8.00 higher. A limited number of heifer offerings today with 650 lbs trading 3.00 lower.

Ft. Pierre Livestock Auction - Ft. Pierre SD
This Week:
Last Reported:
Last Year:
No sale report.

Lexington Livestock Market - Lexington, NE
This Week: 3,127
Last Reported: 3,582
Last Year: 4,466
Compared to last week steers under 650 lbs sold steady to 10.00 higher and steers over 650 lbs sold steady to 7.00 lower, Heifers under 600 lbs sold steady to 2.00 higher and heifers over 600 lbs sold steady to 5.00 lower. Demand was moderate to good from the buyers in the crowd.

Torrington Livestock Commission - Torrington WY
This Week: 1,505
Last Reported: 643
Last Year: 1,483
Compared to last week; slaughter and feeder cows traded 4.00 higher. Slaughter bulls traded mostly steady. A nice offering of bred females also today with bred heifers selling mostly steady to recent weeks, but aged bred cows selling higher than recent weeks.

Cattleman's Livestock Auction - Belen NM
This Week: 766
Last Reported: 310
Last Year: 407
Compared to last week: Steers and heifer calves sold 10.00-15.00 higher. Feeder steers and heifers sold 5.00-7.00 higher. Slaughter cows and bull sold 4.00-6.00 higher. Trade and demand good.

Santa Teresa Livestock Auction (Imported Mexican Cattle) - Santa Teresa NM
This Week:
Last Reported:
Last Year:
Imports of Mexican cattle temporarily paused in November by USDA due to New World screwworms (NWS) found in Southern Mexico. Imports should resume in the next few days.

Eastern MO Commission Company - Bowling Green, MO
This Week: 479
Last Reported: 708
Last Year: 2,794
Compared to last week, feeders were very lightly tested with a light offering, selling mostly in small packages and singles, but overall the better quality feeders sold right in line with last week's price ranges just not reaching some the highs as overall undertone was steady to weak. Demand was good on a light offering. Slaughter steers and heifers sold with a lower undertone on a light test with slaughter cows selling mostly 2.00-4.00 lower.

Smith County Commission - Carthage TN
This Week: 954
Last Reported: 632
Last Year: 774
Compared to last week Feeder Calves 15.00 lower; Slaughter Cows steady to 2.00 lower; Quality fair with moderate demand.

Carolina Stockyards – Livestock Auction – Siler City, NC
This Week: 923
Last Reported: 1,295
Last Year: 1,242
Slaughter cattle were 3.00 higher this week compared to last week. Feeder cattle were steady to 5.00 lower this week compared to last week. Demand was moderate ; market activity and buyer interest were moderate. Offerings moderate with quality average.

Monday Auctions:

Sioux Falls Regional Livestock Report - Worthing SD
This Week: 5,606
Last Reported: 4,321
Last Year: 6,543
Compared to last week: Feeder steers under 600 lbs mostly steady, 600-800 lbs 5.00 to 10.00 lower, over 800 lbs steady to 2.00 lower. Feeder heifers under 700 lbs 5.00 to 10.00 lower, over 700 lbs steady to 5.00 lower. Good demand for this very large offering of high quality steers and heifers, many long strings, including full loads and multiple load lots.

Tri-State Livestock Auction Market - McCook NE
This Week: 1,994
Last Reported: 4,116
Last Year: 3,657
Compared to last week, steers over 700 lbs was 5.00 - 7.00 higher and over 550 - 700 lbs was 5.00 - 10.00 lower. Heifers were 5.00 - 15.00 lower, except 550 lb heifers was 9.00 higher. Demand was moderate to good all day.

Oklahoma National Stockyards Feeder Cattle - Oklahoma City OK
This Week: 4,743
Last Reported: 9,761
Last Year: 7,632
Compared to last week: Feeder steers and steer calves steady to 5.00 lower expect 500-600lbs up to 12.00 lower. Feeder heifers steady to 5.00 higher. Heifer calves 3.00-6.00 lower except 500-600 lbs up to 10.00 lower. Demand moderate. Quality not as good as last week.

Tulsa Livestock Auction - Tulsa, OK
This Week: 1,269
Last Reported: 2,843
Last Year: 2,696
Compared to last week: Due to light receipts no test on feeder cattle. Moderate demand with average quality. Slaughter cows and bulls sold steady. Several bred replacements offered.

Roswell Livestock Auction - Roswell NM
This Week: 1,215
Last Reported: 1,929
Last Year: 1,338
Compared to last week; Steer calves 300-400lbs sold 2.00-10.00 higher while 400-450 lbs were 8.00 lower with 450-600 lbs 1.00-9.00 higher, instances 13.00 higher. Feeder steers 600-650 lbs sold 6.00 higher and 650-700 lbs were 6.00 lower. Heifer calves 350-400 lbs sold 3.00 lower and 450-500 lbs were steady while 500-650 lbs heifers calves and feeders sold 4.00-11.00 higher. Trade was active on small numbers with good demand. Slaughter cows sold 2.00-4.00 lower and slaughter bulls were 7.00-12.00 higher.

Joplin Reg. Stockyards Feeder Cattle - Carthage MO
This Week: 7,533
Last Reported: 11,934
Last Year: 13,125
Compared to last week feeder steers sold from 9.00 higher to 8.00 lower. Feeder heifers sold from 6.00 higher to 8.00 lower. The market is uneven with the desirable cattle very much in demand. Overall supply was heavy with moderate demand.

Callaway Livestock Center - Kingdom City MO
This Week: 1,972
Last Reported: 2,816
Last Year: 3,550
Compared to last week's very active market, a lighter offering of steer calves weighing 450-500 lbs sold mostly steady with 500-550 lbs on a lighter offering selling steady to 10.00 lower on last week's highs, steer calves weighing 550-600 lbs sold steady with 600-800 lbs trading mostly 10.00-15.00 lower. Feeder heifers on a lighter offering weighing 400-600 lbs sold mostly 10.00-20.00 lower, with 600-650 lbs 6.00-8.00 lower and a pot load of 667 lb heifers traded 8.00 higher than a pot load of similar weight last week.

Mid-South Livestock - Unionville TN
This Week: 632
Last Reported: 1,122
Last Year: 803
Compared to last week, Feeder Steers/Bulls 10.00-15.00 lower with instances of 20.00 lower; Feeder Heifers 10.00-15.00 lower with instances of 20.00 lower; Slaughter Cows 2.00-5.00 higher; Slaughter Bulls steady to 3.00 lower.

Saluda Livestock Exchange - Saluda, SC
This Week: 671
Last Reported: 933
Last Year: 0
Compared to last week, no comparisons made on feeder steers and feeder bulls due to limited comparable sales, feeder heifers 4.00 lower based on limited comparable sales, slaughter cows 3.00 higher, slaughter bulls 5.00 higher. Moderate offerings of plain to average quality cattle with active buyer participation.

United Producers Inc. - Harned KY
This Week: 676
Last Reported: 1,218
Last Year: 694
Compared to last week: Lightweight feeders sold steady to 5.00 lower. Feeder steers over 400 lbs sold 5.00 to 10.00 lower. Feeder steers 700 lbs and over sold steady to 5.00 lower. Feeder heifers over 400 lbs sold 8.00 to 10.00 lower. Some instances of sharply lower especially in plain quality feeders. Slaughter cows sold 3.00 to 5.00 lower. Slaughter bulls sold steady.

Tuesday Auctions:

Miles City Livestock Commission Auction - Miles City, MT
This Week:
Last Reported:
Last Year:
Sale was canceled this week due to extremely cold temperatures. Check back next week for the latest market report

Winter Livestock Auction - Riverton, WY
This Week: 802
Last Reported: 3,027
Last Year: 1,623
Compared to last Tuesday on a Special bred cow sale; slaughter cows 3.00-7.00 higher instance 10.00, slaughter bulls 2.00 higher instance 14.00 higher on individual bull with feeder cattle higher overtones noted instances 4.00-6.00 higher. Limited offering of feeder calves. Demand good with good buyer participation on bred cows.

Winter Livestock - La Junta CO
This Week: 3,203
Last Reported: 2,234
Last Year: 3,359
Trade activity and demand was good. Feeder steers sold mostly 2.00 to 7.00 higher with instances of sharply higher across all weight classes. Feeder heifers under 700lbs sold mostly 3.00 to 5.00 higher with instances of sharply higher and feeder heifers over 700lbs sold 5.00 lower. Breaker and boner slaughter cows of average dressing sold steady. Lean cows of average dressing sold 5.00 higher.

OKC West Livestock Auction - El Reno, OK
This Week: Unavailable
Last Reported: 8,646
Last Year: 7,131
Compared to last week: Steer and heifer calves were to lightly tested this week for a trend, however a lower undertone was noted. Demand moderate. Inclement weather has hampered livestock movement.

Lonestar Stockyards - Wildorado, TX
This Week: 1,116
Last Reported: 1,835
Last Year: 199
Compared to last week: Feeder steers and heifers traded mostly 2.00 to 5.00 lower. Steer and heifer calves were too lightly tested for a market trend. Trading activity was moderate on on moderate buyer demand. Slaughter cows and bulls traded 1.00 to 2.00 higher. Quality was mixed, with a large portion of the supply consisted of second and third trimester bred cows.

Ozarks Regional Stockyards - West Plains MO
This Week: 716
Last Reported: 3,222
Last Year: 3,463
Compared to last week, there were too few cattle in the offering for an adequate comparison however, undertones were steady to weak. Demand was moderate on a very light supply. Supplies were lighter than normal as Winter weather moved across the area.

Mid-State Stockyards LLP - Letohatchee, AL
This Week: 1,260
Last Reported: 1,577
Last Year: 709
Compared to one week ago: Slaughter cows and bulls sold steady to 2.00 higher. Replacement cattle sold steady. Feeder cattle sold 6.00 to 11.00 lower.

Calhoun Stockyard - Calhoun, GA
This Week: 357
Last Reported: 501
Last Year: 353
Compared to a week ago, Slaughter cows mostly steady, Slaughter bulls steady, Replacement cows mostly steady, all feeder classes lightly tested.

Blue Grass Stockyards - Lexington, KY
This Week: 174
Last Reported: 939
Last Year: 558
Compared to last Tuesday: No feeder trends available due to noncomparable receipts. Slaughter cows and bulls sold mostly steady. Limited movement of cattle due to winter weather outbreak.

Producers Livestock Auction - Salina, UT
This Week:
Last Reported:
Last Year:
Report unavailable.

Wednesday Auctions:

Hub City Livestock Auction - Aberdeen SD
This Week: 4,908
Last Reported: 6,412
Last Year: 7,659
Compared to last week: steers 550 to 849 lbs unevenly steady except 600 to 649 lbs 5.00 to 7.00 lower. Heifers 500 to 649 lbs 10.00 to 12.00 lower, 650 to 799 lbs mostly steady. Good demand for a today's large offering of loads and packages of mostly home raised cattle.

Bassett Livestock Auction - Bassett NE
This Week:
Last Reported:
Last Year:
No sale report available.

Huss Platte Valley Auction - Kearney NE
This Week: 1,888
Last Reported: 3,914
Last Year: 5,566
Compared to last week steers over 500 lbs sold steady to 7.00 lower and heifers 550-750 lbs sold steady to 4.00 lower with heifers 750-800 lbs selling 10.00 higher. Demand was moderate to good from the buyers in the seats. The consignment sheet consisted of longtime weaned steers and heifers which was shorter than expected due to a winter storm that moved through much of the trade area.

OKC West - El Reno OK
This Week: 2,460
Last Reported: 8,646
Last Year: 7,131
Compared to last week: Feeder steers traded 1.00-2.00 lower. Feeder heifers and steer and heifer calves were to lightly tested this week for a trend, however a lower undertone was noted. Demand moderate. Inclement weather has hampered livestock movement.

Clovis Livestock Auction - Clovis, NM
This Week: 1,710
Last Reported: 2,602
Last Year: 1,897
Compared to last week; Steer calves 400-450 lbs and 500-550 lbs sold 3.00 higher while 450-500 lbs were 9.00 lower and 550 - 600 lbs sold 11.00 lower. Feeder steer yearlings 600 lbs -850 lbs were steady - 6.00 higher with the exception of 750-800 lbs being 15.00 lower. Heifer calves 350-500 lbs sold 5.00-7.00 lower with the exception of 400-450 lbs being 2.00 higher and 500-600 lbs sold 7.00-8.00 higher. Feeder heifers were steady-8.00 higher. Slaughter cows sold 1.00-3.00 higher and slaughter bulls were 4.00-12.00 higher.

Winter Livestock Feeder Cattle Auction - Dodge City KS
This Week: 905
Last Reported: 2,636
Last Year: 5,192
Compared to last week, heavy 500 lbs steers sold 3.00 higher and heavy 600 lbs heifers sold 3.00 higher, other weights not well tested, softer undertone noted. Boning utility cows sold steady to 3.00 higher. Good demand for light supply.

Bloomfield Livestock Market - Bloomfield, IA
This Week: 1,976
Last Reported: 1,589
Last Year: 0
Compared to the sale two weeks ago, steers under 650 lbs. sold mostly 13.00 to 16.00 higher, while steers over 650 lbs. sold 10.00 to 22.00 lower. Heifers sold uneven today with less than 600 lb. heifers selling 3.00 to 13.00 higher and 600 to 750 lb. heifers sold 5.00 to 27.00 lower. Demand was good today and included active internet bidding.

Springfield Livestock Auction - Springfield MO
This Week: 1,161
Last Reported: 1,705
Last Year: 1,878
Compared to last week, steers sold mostly 7.00 to 12.00 lower. Lightweight heifers under 450 lbs sold with a steady undertone, and heavier weights over 450lbs sold 8.00 to 15.00 lower. Quality this week was much less attractive than last week's sale for the majority of the offering, with many unweaned or short weaned calves in town. Demand was moderate to light on a moderate supply.

South Central Regional Stockyards - Vienna, MO
This Week:
Last Reported:
Last Year:
No sale report available.

Roanoke Stockyard - Roanoke AL
This Week: 772
Last Reported: 1,337
Last Year: 845
Compared to one week ago: Feeder steers sold 5.00 to 8.00 higher, feeder heifers sold 2.00 to 3.00 lower, feeder bulls sold 3.00 to 4.00 lower. Slaughter cows sold 3.00 to 4.00 higher, slaughter bulls sold sharply higher. Replacement cows and pairs sold mostly steady.

Blue Grass Stockyards - Albany KY
This Week: 569
Last Reported: 820
Last Year: 448
Compared to last week: Feeder steers sold mostly steady except for the weaned preconditioned packages which sold 2.00 to 4.00 higher on a good quality offering. Feeder heifers sold steady to 4.00 lower. Slaughter cows sold 3.00 lower. No trend on slaughter bulls due to a light test.

Thursday Auctions:

Billings Livestock Commission Cattle Auction - Billings, MT
This Week: 1,830
Last Reported: 1,799
Last Year: 2,204
Compared to last week: Feeder steer calves under 650 lbs were too lightly tested to develop an accurate market trend, however steady undertones were noticed. Steers over 650 lbs sold mostly 5.00 higher. Feeder heifers sold mostly 10.00-20.00 higher on a much more attractive offering. Demand was mostly good to very good for light to moderate offerings. Quality this week was mostly average to very attractive and significantly more attractive than last weeks offering.

Mitchell Livestock Auction – Mitchell SD
This Week: 2,371
Last Reported: 3,767
Last Year: 4,471
Compared to last week: Light steers had a undertone of unevenly steady. Steers 750-1050 lbs. sold 1.00-6.00 higher. Heifers undertone for 500-800 lbs. was unevenly steady. Heifers 800-1000 lbs. sold 1.00 higher. Demand was good.

Valentine Livestock Auction - Valentine NE
This Week: 2,890
Last Reported: 4,300
Last Year: 1,650
Compared with last week a limited number of comparable offerings with 550 lbs steers trading 3.00 lower, heifer offerings 450 to 550 lbs traded unevenly steady. Demand was moderate to good with several buyers at the barn today, for several consignments of replacement quality heifers.

Apache Livestock Auction - Apache, OK
This Week: 734
Last Reported: 2,177
Last Year: 856
Compared to last week: Feeder steers and feeder heifers lightly tested with a lower undertone noted. Steer and heifer calves not well tested with a lower undertone noted. Inclement weather reduced livestock movement. Slaughter cows and slaughter bulls lightly tested with a higher undertone noted. A total of 192 cows and bulls sold with 18 percent going to packers.

Woodward Wtd Avg Cattle - Woodward OK
This Week:
Last Reported:
Last Year:
Sale report unavailable.

Winter Livestock Auction - Pratt KS
This Week: 883
Last Reported: 2,771
Last Year: 2,830
Compared to last week, feeder steers 700 lb to 875 lb sold 5.00 to 7.00 higher, however fancy steers sold up to 12.00 higher. Feeder heifers 700 lb to 850 lb sold 2.00 to 4.00 higher, however approximately 400 head of reputation heifers sold 10.00 to 12.00 higher. Not enough steers and heifers 400 lb to 700 lb for a market test. Demand was good. Slaughter cows sold 5.00 to 7.00 higher on very light receipts.

Farmers & Ranchers Livestock - Salina KS
This Week:
Last Reported:
Last Year:
Sale report unavailable.

Cattleman's Livestock Auction - Dalhart TX
This Week: 1,603
Last Reported: 2,624
Last Year: 1,527
Compared to last week : In spite of the frigid temperatures, there was a decent turn out of quality calves and feeders. Both calves and feeder steers were on top, gaining from 5.00-10.00 on all classes. Heifers didn't perform as well, falling in all classes 4.00-8.00. Trade was active. Slaughter cattle trade was moderate with lower undertones.

Tulia Livestock Auction - Tulia, TX
This Week: 1,166
Last Reported: 1,571
Last Year: 619
Compared to last week: Feeder steers and heifers sold 2.00 to 4.00 higher. Demand was good. Bred cows off one ranch in the offering. Slaughter cows and bulls were steady to 5.00 higher.

New Cambria Livestock Market - New Cambria, MO
This Week:
Last Reported:
Last Year:
Sale report unavailable.

Bluegrass Stockyards South - Stanford KY
This Week: 361
Last Reported: 901
Last Year: 1,202
Compared to last Thursday: Feeder steers steady to 2.00 lower, Feeder heifers under 600 lbs 5.00-10.00 lower, over 600 lbs steady, Moderate demand for a mostly average to plain quality offering. Slaughter cows and bulls steady, Good demand for slaughter classes.

Paris Stockyards - Paris KY
This Week: 1,051
Last Reported: 2,564
Last Year: 2,251
Compared to last Thursday the feeder market was mixed with an average quality offering. Good quality feeder steers 500 lbs and under were 2.00 to 3.00 higher with good demand, while the 500-700 lbs steers were steady to 3.00 lower with a good supply. Yearling steers appeared steady but with a light test. Feeder heifers 500 lbs and under were 2.00 to 6.00 lower with moderate demand, while heifers over 500 lbs were steady to 2.00 higher with a good supply.

Toppenish Livestock Auction - Toppenish, WA
This Week: 800
Last Reported: 1,250
Last Year: 1,300
Compared to last Thursday, not enough stocker or feeder cattle this week for accurate trends. The CME Feeder Cattle Index was down 12 cents on February 11 to $275.73. Dairy slaughter cows 2.00-5.00 higher. Slaughter bulls steady in a light test. Trade active with good demand for light offerings.

---

^ Contents

Direct Sales of Feeder & Stocker Cattle... Click Link to view entire report

Colorado Direct Cattle Report
This Week: 440
Last Reported: 2,325
Last Year: 2,215
Compared to last week: Not enough comparable current FOB trades to establish a trend. Demand good. Supply included: 100% Feeder Cattle (68.2% Steers, 31.8% Heifers). Feeder cattle supply over 600 lbs was 100%. Unless otherwise noted, Feeder Cattle prices FOB based on net weights after a 2% shrink or equivalent, with a 8-12 cent slide > 600 lbs. Livestock reported this week originated from AZ, CO.

Eastern Cornbelt Direct Cattle Report (IL/IN/MI/MN/OH/KY)
This Week: 527
Last Reported: 1,021
Last Year: 5,518
Compared to last week: Not enough comparable Current FOB trades this week for a trend. Demand moderate. Supply included: 100% Feeder Cattle (22.2% Steers, 77.8% Heifers). Feeder cattle supply over 600 lbs was 100%. Unless otherwise noted, Feeder Cattle prices FOB based on net weights after a 2-3% shrink or equivalent, with up to a 16 cent slide > 600 lbs. Livestock reported this week originated from KY.

Kansas Direct Feeder Cattle Report
This Week: 2,320
Last Reported: 2,787
Last Year: 6,124
Compared to last week: Not enough comparable sales on feeder steers or heifers for a market trend.. Buyer demand was moderate. Supply included: 100% Feeder Cattle (28.2% Steers, 71.8% Heifers). Feeder cattle supply over 600 lbs was 100%. Unless otherwise noted, Feeder Cattle prices FOB based on net weights after a 2-3% shrink or equivalent, with up to a 15 cent slide > 600 lbs. and up to a 25 cent slide < 600 lbs. Livestock reported this week originated from CO, KS, OK, TX.

Missouri Direct Cattle Report
This Week:
Last Reported:
Last Year:
Compared to last week: No trades this week.

Montana Direct Cattle Report
This Week:
Last Reported:
Last Year:
No report.

New Mexico Direct Cattle Report
This Week: 349
Last Reported: 258
Last Year: 465
Compared to last week: Not enough comparable sales on feeder steers or heifers for a market trend. Buyer demand was moderate. Supply included: 100% Feeder Cattle (39.8% Dairy Steers, 60.2% Heifers). Feeder cattle supply over 600 lbs was 100%. Unless otherwise noted, Feeder Cattle prices FOB based on net weights after a 2 -3% shrink or equivalent, with up to a 15 cent slide > 600 lbs. and up to a 25 cent slide < 600 lbs. Livestock reported this week originated from NM.

Northwest Direct Cattle Report (WA/OR/ID/UT)
This Week: 325
Last Reported: 1,573
Last Year: 1,825
Compared to last week: Not enough current FOB trades to establish a trend. Demand good. Supply included: 100% Feeder Cattle (61.9% Steers, 38.1% Heifers). Feeder cattle supply over 600 lbs was 100%. Unless otherwise noted, Feeder Cattle prices FOB based on net weights after a 2% shrink or equivalent, with a 8-12 cent slide > 600 lbs. Livestock reported this week originated from ID.

Oklahoma Direct Cattle Report
This Week: 1,176
Last Reported: 527
Last Year: 8,273
Compared to last week: Not enough Current FOB trades last week for a trend. Demand moderate. Supply included: 100% Feeder Cattle (60.2% Steers, 39.8% Heifers). Feeder cattle supply over 600 lbs was 100%. Unless otherwise noted, Feeder Cattle prices FOB based on net weights after a 2-3% shrink or equivalent, with up to a 15 cent slide > 600 lbs. Livestock reported this week originated from OK.

Southeast Direct Cattle Report (AL/AR/FL/GA/LA/MS/TN)
This Week: 382
Last Reported: 1,018
Last Year: 3,427
Compared to last week: Not enough comparable sales for a market trend. Demand was light. Supply included: 100% Feeder Cattle (13.6% Steers, 86.4% Heifers). Feeder cattle supply over 600 lbs was 100%. Unless otherwise noted, Feeder Cattle prices FOB based on net weights after a 2-3% shrink or equivalent, with up to a 15 cent slide > 600 lbs and up to a 20 cent slide <600 lbs. Current delivery is 14 days from the report date. Livestock reported this week originated from AL, FL, MS

Southwest Direct Cattle Report (AZ/CA/NV)
This Week: 0
Last Reported: 1,160
Last Year: 450
Trade at a standstill, demand very light.

Texas Direct Cattle Report
This Week: 11,061
Last Reported: 6,340
Last Year: 23,142
Compared to last week: Current FOB steers and heifers were steady to 2.00 lower. Demand was moderate. The Texas Panhandle feeding area dealt with icy conditions mid week which hampered some cattle movement. Supply included: 100% Feeder Cattle (33.4% Steers, 4.3% Dairy Steers, 62.2% Heifers). Feeder cattle supply over 600 lbs was 96%. Unless otherwise noted, Feeder Cattle prices FOB based on net weights after a 2-3% shrink or equivalent, with up to a 15 cent slide > 600 lbs and up to a 20 cent slide <600 lbs. Current delivery is 14 days from the report date. Livestock reported this week originated from AL, FL, KY, MS, NM, OK, TX.

Wyoming-Nebraska Direct Cattle Report
This Week:
Last Reported:
Last Year:
Calf and feeder cattle trading at a standstill in both reporting regions this week.

- **Extensive U.S. & Canadian Auction Results are available on The Cattle Range**

---

^ Contents

USDA Weekly Hay Reports: "Click" on links for detailed report

- Alabama
- California
- Colorado
- Idaho
- Iowa
- Kansas
- Missouri
- Montana
- Nebraska
- New Mexico
- Oklahoma
- Oregon
- South Dakota
- Texas
- WA/OR Columbia Basin
- Wyoming

---

^ Contents

Although all information is from sources believed to be accurate & timely, The Cattle Range expressly disclaims all warranties, expressed or implied, as to the accuracy of any of the contents provided and shall not be liable for decisions or actions taken based on the data/information/opinions contained within.

Copyright © 2024 - The Cattle Range - All Rights Reserved