The Cattle Range

www.cattlerange.com

Weekly Market Summary

For the week ending November 22, 2024

No Market Summary next week due to lack of market data.

Compared to last week, fed cattle trade in the Southern Plains and Northern Plains was higher, as were feeder cattle and stocker calves. Live cattle and feeder cattle futures made strong gains. The choice dressed beef cutout was higher while the select cutout traded lower. Corn was higher for the week.

Cattle/Beef Market-Strength Indexes

10 Day Index Trendline	60 Day Index Trendline
Change from Previous Day: +0.78%	Change from 60 Days Ago: +11.64%
Change from 10 Days Ago: +5.45%	Change from 60 Day High: 0.00%

Indexes track the daily market values for the past 10 & 60 days. Each value is the weighted total of the Gain/(Loss) for 15 major market factors compared to the previous trading day.

Click Here to receive the WMS on Saturday mornings or to have it sent to friends & associates.

Fed Cattle: Trade in the Southern Plains and Northern Plains were 2.00 higher at 187.00. In the 3 front months, Live Cattle futures closed the week from 2.55 to 3.82 higher. USDA's steer carcass weight data showed weights averaged 960 lbs. this week, compared to 958 lbs. last week and 931 lbs. last year.
S: This Week: 187.00 / Month Ago: 190.00 / Year Ago: 177.00 / 5 Year Avg: 144.47
N: This Week: 187.00 / Month Ago: 192.00 / Year Ago: 177.00 / 5 Year Avg: 145.91

Feeder Steers: The national average price for feeder steers was 250.50, 0.84 higher with trade mostly 2.00 lower to 4.00 higher. In the 3 front months, Feeder Cattle futures closed the week from 7.05 to 7.83 higher.
This Week: 250.50 / Month Ago: 249.70 / Year Ago: 232.28 / 5 Year Avg: 181.98

Stocker Steers: The national average price for stocker steers was 300.30, 2.73 higher with trade 1.00 lower to 4.00 higher.
This Week: 300.30 / Month Ago: 291.25 / Year Ago: 273.94 / 5 Year Avg: 213.12

CME Feeder Cattle Index: 254.54, 2.23 higher than last Friday.
This Week: 254.54 / Month Ago: 249.09 / Year Ago: 225.24 / 5 Year Avg: 180.14

Boxed Beef Cutout: The Choice cutout was 4.07 higher at 307.41 and the Select cutout 4.07 lower at 272.07. The Choice/Select spread is at 35.34, 8.14 wider.
This Week: 307.41 / Month Ago: 322.24 / Year Ago: 298.03 / 5 Year Avg: 275.51

Cutter Cow Cutout: 4.13 lower at 258.78.

Slaughter Cows: Trade mostly 3.00 lower to 1.00 higher.

Total red meat production under Federal inspection for the week ending Saturday, November 23rd was estimated at 1100.5 million lbs. according to the USDA Marketing Service. This was 0.7 percent higher than a week ago and 18.0 percent higher than a year ago. Cumulative meat production for the year to date was 0.8 percent higher compared to the previous year.

Corn: Omaha Corn was 0.13 higher at 4.20 with March futures at 4.3525, 0.1125 higher.

Contents:

- Weekly Market Overview
- Stocker & Feeder Cattle Weekly Receipts
- CME Feeder Cattle Index
- Feeder & Stocker Steer Prices
- 5 Year Moving Avg. - Stocker, Feeder, & Fed Steers
- Regional Auction Reports
- Direct Sales of Feeder & Stocker Cattle by State
- Cattle Futures' Long-Term Market Outlook
- Mexican Feeder Cattle Weekly Import Summary
- Canadian Fed Cattle
- Chart of the Week
- Photo of the Week
- "Shootin' the Bull" Weekly Analysis
- **November USDA Cattle on Feed Report**
- Fed Cattle
- Feedyard Closeouts: Profit/(Loss)
- Feeder Steers/Corn Correlation
- Slaughter Cattle by Class
- Boxed Beef Cutouts
- USDA National Retail Beef Report
- Est. Weekly Meat Production Under Federal Inspection
- Bullish/Bearish Consensus: Cattle & Corn
- U.S. Dollar - 6 Month Chart
- Stock Markets & Economic News
- Weather Outlook
- Wheat Pasture Condition
- National Grain Summary
- Selected Auction Reports
- Direct Sales of Feeder & Stocker Cattle
- Weekly Hay Reports

Links to the articles below *are included because we found them to be of interest but their content does not necessarily reflect the views of The Cattle Range.*

Click your "Back Button" to return to the WMS.

- October Commercial Red Meat Production Up 5 Percent from Last Year
- Weekly Beef, Pork, & Corn Export Highlights
- Heifers Continue to Buoy Feedlot Inventory
- USDA Uncertain if the July Cattle Inventory Report will Return

^ Contents

Market Overview:

www.cattlerange.com	11/22/24	Last Week	1 Month Ago	1 Year Ago	5 Yr. Avg.
CME Feeder Index	254.54	252.31	249.09	225.24	180.14
Live Cattle Futures	11/22/24	Last Week	1 Month Ago	1 Year Ago	5 Yr. Avg.
December	186.77	182.95	189.70	170.25	143.52
February	188.20	185.25	189.15	170.97	144.45
April	189.95	187.40	189.92	173.30	146.15
Feeder Futures	11/22/24	Last Week	1 Month Ago	1 Year Ago	5 Yr. Avg.
January	254.30	247.22	248.52	222.72	182.37
March	253.12	245.65	245.62	226.67	185.17
April	254.35	246.52	246.65	227.72	187.78
Fed Cattle	11/22/24	Last Week	1 Month Ago	1 Year Ago	5 Yr. Avg.
S. Central	187.00	185.00	190.00	177.00	144.47
N. Central	187.00	185.00	192.00	177.00	145.91
Feedyard Closeouts	11/22/24	Last Week	1 Month Ago	1 Year Ago	5 Yr. Avg.
Current	(14.81)	(69.03)	(24.30)	(104.41)	(41.75)
Future (Projected)	(31.48)	(136.25)	(2.31)	(152.00)	(90.90)
Avg. National Prices	11/22/24	Last Week	1 Month Ago	1 Year Ago	5 Yr. Avg.
Feeder Steers	250.50	249.67	249.70	232.28	181.98
Stocker Steers	300.30	297.51	291.25	273.94	213.12
Boxed Beef Cutout	11/22/24	Last Week	1 Month Ago	1 Year Ago	5 Yr. Avg.
Choice	307.41	303.34	322.24	298.03	275.51
Select	272.07	276.14	295.08	268.76	258.05
Spread	35.34	27.20	27.16	29.27	17.45
Cutter Cow Cut-Out	258.78	263.21	274.46	220.56	219.03
Crude Oil Futures	71.15	67.01	71.63	75.54	87.35
Grain Prices	11/22/24	Last Week	1 Month Ago	1 Year Ago	5 Yr. Avg.
Omaha Corn	4.20	4.07	4.00	4.70	5.38
Kansas City Wheat	4.91	4.80	5.12	5.30	6.69
March Corn Futures	4.3525	4.2400	4.1525	4.6325	5.2108
March Wheat Futures	5.6475	5.3650	5.6900	5.4875	6.7459

Download TCR's Mobile App

Available on the App Store

GET IT ON Google Play

^ Contents

National Feeder & Stocker Cattle Sale Receipts:
Data released by USDA on Monday, 11/18/24 for week ending Saturday, 11/16//24

Week Ending:	11/16/24	Prior Week	1 Year Ago	2 Years Ago	3 Years Ago	3 Yr. Avg.
Auctions	235,700	201,000	279,000	286,200	273,100	279,433
Direct Sales	20,200	24,100	30,300	29,000	20,700	26,667
Video/Internet	5,000	33,300	34,500	34,700	30,800	33,333
www.cattlerange.com						
Total	**260,900**	**258,400**	**343,800**	**349,900**	**324,600**	**339,433**
This Week +/-	-	**1.0%**	**-24.1%**	**-25.4%**	**-19.6%**	**-23.1%**

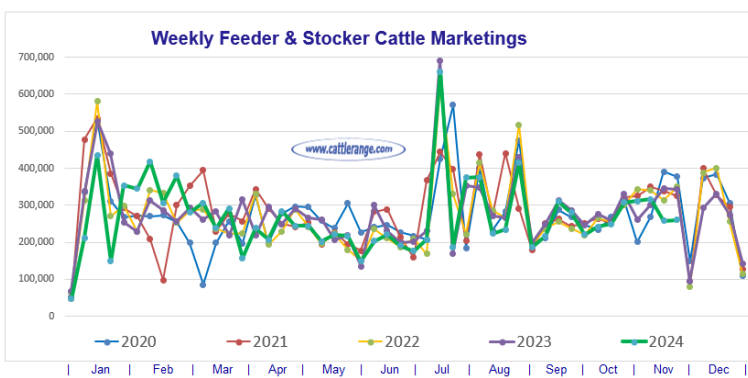

^ Contents

CME Feeder Cattle Index 11/21/24: 1 Year Change: +12.16% -- 52 Week Range: 215.33 to 261.99

The Feeder & Stocker Cattle prices below are statewide average prices compiled to show the overall price trend and do not represent prices for any specific market/region within a state.

^ Contents

Feeder Steers:

700 lb. - 800 lb. Steers	11/22/24	Last Week	1 Month Ago	1 Year Ago	5 Yr. Avg.
Dakotas	273.19	270.78	264.76	251.48	195.53
Iowa	264.08	266.02	262.22	238.05	190.01
Missouri	264.42	262.55	255.41	236.75	186.96
Montana	255.61	252.77	259.15	244.52	189.01
Nebraska	270.10	266.12	268.42	253.29	197.34
Wyoming	255.24	255.24	261.50	246.87	190.73
North Central Avg.	**263.77**	**262.25**	**261.91**	**245.16**	**191.60**
Arkansas	242.95	243.15	243.94	227.03	177.43
Colorado	251.87	248.98	248.55	238.64	186.86
Kansas	264.38	263.12	255.51	236.71	186.94
New Mexico	242.85	242.26	244.11	232.35	180.50
Oklahoma	257.41	256.74	256.32	233.65	185.44
Texas	248.74	248.92	250.48	230.10	181.88
South Central Avg.	**251.37**	**250.53**	**249.82**	**233.08**	**183.17**
Alabama	241.43	240.02	239.42	217.59	171.26
Florida	232.48	231.51	229.63	211.75	166.06
Georgia	239.55	237.52	235.53	213.65	170.75
Kentucky	242.87	245.18	246.71	221.56	176.43
Louisiana	239.84	237.47	237.47	214.72	171.12
Mississippi	239.48	237.89	237.89	215.04	171.51
Tennessee	242.55	245.12	246.51	219.88	175.20
Virginia	241.85	242.65	244.79	218.89	174.93
Southeast Avg.	**240.01**	**239.67**	**239.74**	**216.64**	**172.16**
Arizona	239.10	238.75	239.10	228.14	177.13
California	245.73	244.58	247.70	231.18	181.86
Idaho	249.38	249.03	250.88	235.80	182.45
Nevada	248.46	247.47	249.88	233.85	180.94
Oregon	248.41	247.96	248.91	234.89	181.85
Utah	248.08	247.09	245.59	233.48	180.69
Washington	248.87	248.66	249.31	235.26	182.16
Western Avg.	**246.86**	**246.22**	**247.34**	**233.23**	**181.01**
Overall Average	**250.50**	**249.67**	**249.70**	**232.03**	**181.98**
This Week +/-	-	**0.3%**	**0.3%**	**8.0%**	**37.6%**

Stocker Steers:

500 lb. - 600 lb. Steers	11/22/24	Last Week	1 Month Ago	1 Year Ago	5 Yr. Avg.
Dakotas	328.95	324.95	319.86	299.97	227.76
Iowa	308.58	306.60	294.73	282.75	222.32
Missouri	305.19	303.58	295.70	282.90	218.14
Montana	315.71	310.26	303.89	288.55	222.48
Nebraska	323.11	325.09	318.12	300.36	231.84
Wyoming	318.64	312.66	306.71	291.43	224.48
North Central Avg.	**316.70**	**313.86**	**306.50**	**290.99**	**224.50**
Arkansas	293.63	286.67	280.78	265.26	207.91
Colorado	308.51	305.54	302.56	281.68	222.13
Kansas	304.39	302.91	294.89	272.29	217.37
New Mexico	299.91	299.58	292.86	269.55	212.80
Oklahoma	304.42	303.47	295.33	285.48	216.97
Texas	295.55	295.47	287.53	269.16	212.75
South Central Avg.	**301.07**	**298.94**	**292.33**	**273.90**	**214.99**
Alabama	284.40	280.11	273.49	248.93	200.37
Florida	282.42	279.42	270.48	253.90	194.96
Georgia	284.85	277.86	269.18	248.81	198.99
Kentucky	283.44	280.07	274.51	244.40	201.27
Louisiana	281.43	276.47	271.55	243.76	198.68
Mississippi	282.87	277.79	272.89	245.10	199.52
Tennessee	283.41	280.04	274.29	252.66	200.06
Virginia	281.20	278.28	272.37	243.55	199.88
Southeast Avg.	**283.00**	**278.76**	**272.35**	**247.64**	**199.22**
Arizona	298.39	296.90	290.98	264.40	210.34
California	310.40	307.25	297.47	278.35	215.04
Idaho	299.37	298.17	294.37	288.10	215.34
Nevada	299.26	297.95	293.79	285.54	213.54
Oregon	298.01	295.78	293.23	286.98	214.29
Utah	298.80	296.88	293.33	285.20	213.18
Washington	298.69	296.55	293.70	287.45	214.71
Western Avg.	**300.42**	**298.50**	**293.84**	**282.29**	**213.78**
Overall Average	**300.30**	**297.51**	**291.25**	**273.71**	**213.12**
This Week +/-	-	**0.9%**	**3.1%**	**9.7%**	**40.9%**

^ Contents

Stocker, Feeder & Fed Steers Moving Averages
June 1, 2008 thru November 22, 2024

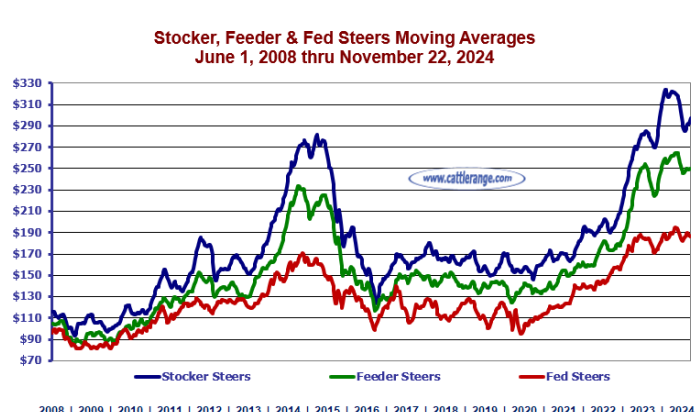

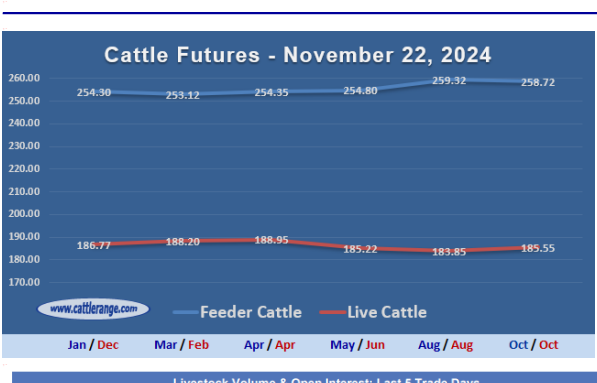

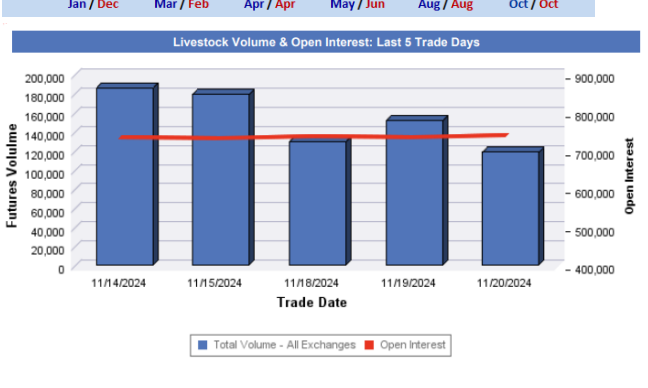

Trade Date	Futures Volume
11/14/2024	184,985
11/15/2024	178,374
11/18/2024	128,782
11/19/2024	150,341
11/20/2024	117,510

Trade Date	Futures Open Interest
11/14/2024	742,828
11/15/2024	741,425
11/18/2024	745,244
11/19/2024	743,773
11/20/2024	750,317

Top Expirations Traded On: 11/20/2024

Product Description	Month	Volume	OI
FDR CATTLE FUT	NOV24	971	2,592
FDR CATTLE FUT	JAN25	5,652	25,934
FDR CATTLE FUT	MAR25	2,620	10,628
FDR CATTLE FUT	MAY25	747	5,396
FDR CATTLE FUT	APR25	1,018	4,605
Total Feeder Cattle Futures		11,405	54,724
Product Description	**Month**	**Volume**	**OI**
LV CATTLE FUT	DEC24	10,040	52,123
LV CATTLE FUT	AUG25	2,158	20,496
LV CATTLE FUT	FEB25	22,577	140,679
LV CATTLE FUT	APR25	9,659	74,482
LV CATTLE FUT	JUN25	5,400	45,298
Total Live Cattle Futures		51,927	348,240
Product Description	**Month**	**Volume**	**OI**
LEAN HOGS FUT	DEC24	12,840	60,897
LEAN HOGS FUT	JUL25	4,012	22,252
LEAN HOGS FUT	FEB25	21,338	128,247
LEAN HOGS FUT	APR25	6,602	73,279
LEAN HOGS FUT	JUN25	4,145	35,142
Total Lean Hog Futures		54,174	347,216
Product Description	**Month**	**Volume**	**OI**
PORK CUTOUT FUT	DEC24	0	130
PORK CUTOUT FUT	FEB25	4	4
PORK CUTOUT FUT	APR25	0	3
Total Pork Cutout Futures		4	137

Cattle Futures: Charts of Commitment of Traders

^ Contents

Mexican Feeder Cattle Weekly Import Summary

Total Crossings

IMPORTS		Current Week (11/11/2024)	Previous Week (11/4/2024)	Current YTD 2024	Previous YTD 2023
Mexico to U.S.		**31,668**	**30,705**	**1,208,354**	**1,067,344**
	Feeder Cattle	31,092	30,449	1,195,702	1,055,886
	Cattle Other	517	153	8,347	7,390
	Horses	59	103	4,305	4,068
Total		**31,668**	**30,705**	**1,208,354**	**1,067,344**

Mexico to US Import Report for 11/20/2024 (Final)

Douglas, AZ - Compared to Tuesday, steer calves and yearlings sold steady. Heifers traded steady. Trade active, demand good. Supply consisted of steers and spayed heifers weighing 300-700 lbs.

Nogales, AZ - Compared to Tuesday, steer calves and yearlings sold steady. Heifers traded steady. Trade active, demand good. Supply consisted of steers and spayed heifers weighing 300-700 lbs.

Columbus, NM - Compared Tuesday, steer calves and yearlings sold steady. Heifers traded steady. Trade active, demand good. Supply consisted of steers and spayed heifers weighing 300-700 lbs.

Santa Teresa, NM - Compared to Tuesday, steer calves and yearlings sold steady. Heifers traded steady. Trade active, demand good. Supply consisted of steers and spayed heifers weighing 300-700 lbs.

Presidio, TX - Compared to Tuesday, steer calves and yearlings sold steady. Heifers traded steady. Trade active, demand good. Supply consisted of steers and spayed heifers weighing 300-700 lbs.

Import Crossings

		Current (est) 11/20/2024	Current WTD (est) 11/20/2024
Feeder Cattle			
Mexico to Arizona		**2,250**	**4,950**
	Douglas	1,550	3,050
	Nogales	700	1,900
Mexico to New Mexico		**4,100**	**10,300**
	Columbus	1,400	2,900
	Santa Teresa	2,700	7,400
Mexico to Texas		**3,000**	**4,950**
	Colombia Bridge		0
	Del Rio	750	750
	Eagle Pass		200
	Laredo	500	950
	Pharr / Hidalgo	350	550

Alberta Beef Producers... Calgary AB:

Alberta direct cattle sales this week have seen light trade develop with dressed sales ranging from 405.00-408.00 delivered, steady to 3.00 higher than the previous week. Cattle that traded were being scheduled for first half of December delivery. Light volumes of Western Canadian fed cattle were marketed South, these cattle will be priced off the five-area average.

^ Contents

Chart of the Week:

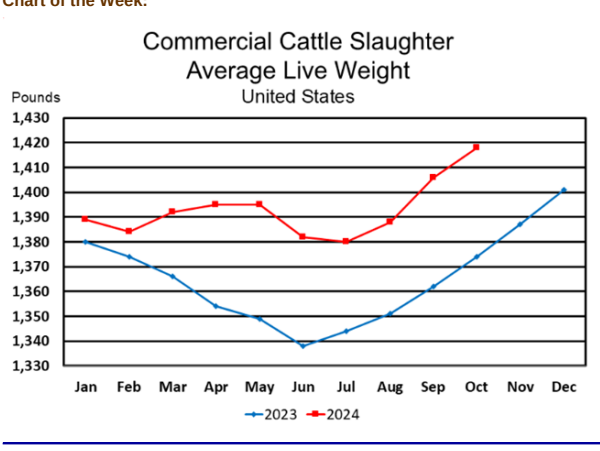

^ Contents

Photo of the Week:



- **Angus & BWF Cows... Southwest MO**

^ Contents

"Shootin' the Bull" Weekly Analysis:

In my opinion, the division is clear between the expectations of expansion creating a shorter supply of cattle, and the expectations of the incoming administration to lower inflation. Both ideas are believed being traded heavily at the moment as the increase of open interest suggests a significant transfer of risk is taking place. At present, there appears a twofold event causing the recent flurry of price activity. One is that with the return of moisture to wheat pastures, grazers that thought this year wasn't going to happen, literally changed overnight to clamoring over the lighter weights. I think some of this flurry has seeped into heavier animals that could be reflected in the feeder cattle index price. The other part appears a renewed bullishness due to thoughts of expansion. The wide positive basis and firming of the index has caused basis to converge with futures moving higher. This gives the appearance of a wildly bullish market, but when viewed from the cash perspective, the little over $5.00 increase of the index, in the same time frame, doesn't quite reflect the futures enthusiasm. I think these are the main reasons for the past two weeks of price advance. With prices at, or very near historical highs already, and seemingly little to no margins to work with, I believe a great deal of risk is being assumed at this price level. Of interest to remember is that high prices encourage production, just like it has increased the beef/dairy cross industry, imports, and now, thoughts of expansion. As well, high prices tend to discourage demand as fewer and fewer can afford the product, or assume the risk of ownership.

The flip side is that the outgoing administration poured money on to the streets, fed tens of millions of people for free, forgave loans they didn't make, and subsidized every form of alternative energy to the max. This is all reflective of government spending, leaving little doubt that the government spending was the inflation. The incoming administration has stated they will reverse multiple subsidized programs, stop forgiving loans with potentially reinstating them, and stop housing and feeding tens of millions of people for free. As well, some markets have already begun to trade in a manner that is conducive to the incoming administrations agenda. The already tremendous head start with bonds and notes lower, producing higher interest rates, makes every new purchase on credit more expensive. With the strong US dollar, the exchange rate encourages imports while discouraging exports. As I continue to think out loud, I understand a cattlemen will pay most anything to stay in the cattle business. Especially as the industry is changing and believed contracting into much more efficient lines of vertical integration. However, enthusiasm doesn't always equate to profits. Therefore, while the price is high, less than $10.00 from the current historical high, I recommend you take measures that would allow for some leeway, were cattlemen to bid themselves into $300.00 feeder cattle, and the best protection possible to maintain as much of the recent premiums offered as possible. In my mind's eye, these two expected factors are going to be phenomenal to watch play out.

Grains and oilseeds continue to be soft. Beans made new contract lows this week with wheat testing theirs. Corn has held better than I expected with ideas to own the July $4.60 calls to help fix some input costs. Energy prices ended the week higher. The weekly close above $70.38 added great credibility towards my analysis of energy prices moving higher. A close on the weekly continuation charts of crude above $71.78 will be viewed as a reversal to the upside. While counterintuitive towards Trumps agenda to lower inflation, one aspect could be that a higher energy price would go a long way in curbing consumers spending habits. Therefore, bringing down spending very quickly. Bonds and note futures remained lower this week, keeping retail rates to the public high. The lowering of the Fed rate though did open a wider profit margin to banks and lenders. The US dollar index continued to trade higher this week, further encouraging imports and discouraging exports. All in all, it appears as this year is wrapping up with a great deal of unknowns going into the new year with a new, but familiar government administration. I think managing input costs will be easier than managing cattle prices in the new year. Just looking at the whole pie, cattle prices are high with some input costs low, or not as high as in previous years. All that has to happen is consumers continue to spend under the Trump administration as they did under Biden's with a 180-degree difference in the two administrations.

Christopher B. Swift is a commodity broker and consultant with Swift Trading Company in Nashville, TN. Mr. Swift authors the daily commentaries "mid day cattle comment" and "Shootin' the Bull" commentary found on his website @ **www.shootinthebull.com**

An investment in futures contracts is speculative, involves a high degree of risk and is suitable only for persons who can assume the risk of loss in excess of their margin deposits. You should carefully consider whether futures trading is appropriate for you in light of your investment experience, trading objectives, financial resources and other relevant circumstances. PAST PERFORMANCE IS NOT NECESSARILY INDICATIVE OF FUTURE RESULTS.

^ Contents

November USDA Cattle on Feed Report:

Released by USDA on November 22, 2024

United States Cattle on Feed Up Slightly

- **Cattle and calves on feed** for the slaughter market in the United States for feedlots with capacity of 1,000 or more head totaled 12.0 million head on November 1, 2024. The inventory was **slightly above** November 1, 2023.
- **Placements in feedlots** during October totaled 2.29 million head, **5 percent above** 2023. Net placements were 2.23 million head. During October, placements of cattle and calves weighing less than 600 pounds were 585,000 head, 600-699 pounds were 480,000 head, 700-799 pounds were 490,000 head, 800-899 pounds were 436,000 head, 900-999 pounds were 215,000 head, and 1,000 pounds and greater were 80,000 head.
- **Marketings of fed cattle** during October totaled 1.85 million head, **5 percent above** 2023.
- **Other disappearance** totaled 55,000 head during October, **unchanged** from 2023.

View Complete Report

Cattle on Feed in 1,000+ Capacity Feedlots as of November 1st

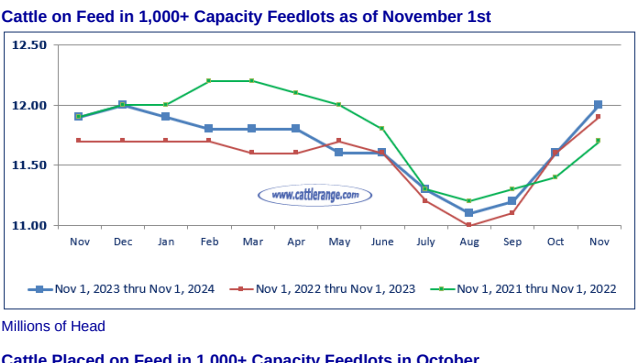

Millions of Head

Cattle Placed on Feed in 1,000+ Capacity Feedlots in October

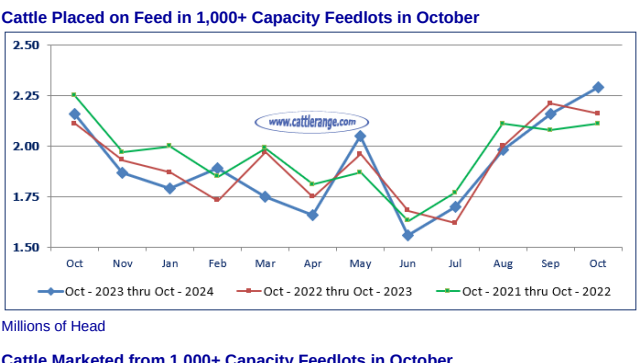

Millions of Head

Cattle Marketed from 1,000+ Capacity Feedlots in October

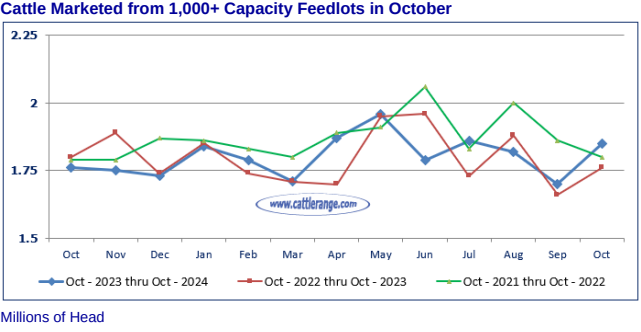

Millions of Head

Cattle on Feed Inventory on 1,000+ Capacity Feedlots by Month – States and United States: 2023 and 2024

State	November 1, 2023	October 1, 2024	November 1, 2024: Inventory	November 1, 2024: Percent of previous year	November 1, 2024: Percent of previous month
	(1,000 head)	(1,000 head)	(1,000 head)	(percent)	(percent)
Arizona	261	230	231	89	100
California	505	515	515	102	100
Colorado	1,030	1,000	1,060	103	106
Idaho	320	330	330	103	100
Iowa	650	660	670	103	102
Kansas	2,520	2,370	2,415	96	102
Minnesota	100	100	105	105	105
Nebraska	2,540	2,470	2,590	102	105
Oklahoma	315	345	365	116	106
South Dakota	220	195	225	102	115
Texas	2,900	2,820	2,880	99	102
Washington	270	255	270	100	106
Other States	325	310	330	102	106
United States	11,956	11,600	11,986	100	103

Thousands of Head

^ Contents

Fed Cattle:

USDA reported at 3:00 PM on Friday that negotiated cash trade has been slow on light to moderate demand in all regions. In the Texas Panhandle the last reported market was on Thursday at 186.00, live FOB. In Kansas, compared to the last reported market live FOB purchases traded 1.00 higher at 187.00. In Nebraska live FOB purchases traded 2.00-3.00 higher from 187.00-188.00, when compared to last week. The last reported dressed delivered purchase market was Thursday at 290.00. In the Western Cornbelt, compared to the last reported market on Thursday, live FOB purchases traded steady to 2.00 higher from 186.00-188.00. Last week dressed delivered purchases traded from 290.00-300.00.

5 Area Weekly Fed Cattle Weighted Averages:

file:///C:/Users/dpurv/OneDrive/11-22-WMS/wms_11-22-24.html[11/22/2024 5:53:24 PM]

Texas/Oklahoma/New Mexico; Kansas; Nebraska; Colorado; Iowa/Minnesota feedlots
(Includes all transactions regardless of delivery day)
For: Week Ending Sunday, 11/17/2024

Confirmed:	58,627	Week Ago:	43,292	Year ago:	49,762

Negotiated Cash Sales	Head Count	Weight Range	Price Range	Avg Weight	Wtd Avg Price
STEERS: LIVE FOB					
Over 80% Choice	19,407	1,350 - 1,700	182.00 - 186.00	1,574	184.69
65 - 80% Choice	5,090	1,275 - 1,600	184.00 - 186.00	1,450	185.17
35 - 65% Choice	354	1,200 - 1,400	185.00 - 185.00	1,323	185.00
0 - 35% Choice		-	-		
Total all grades	24,851	1,200 - 1,700	182.00 - 186.00	1,545	184.79
STEERS: LIVE DELIVERED					
Over 80% Choice	1,591	1,400 - 1,600	185.00 - 187.00	1,542	186.25
65 - 80% Choice		-	-		
35 - 65% Choice		-	-		
0 - 35% Choice		-	-		
Total all grades	1,591	1,400 - 1,600	185.00 - 187.00	1,542	186.25
STEERS: DRESSED DELIVERED					
Over 80% Choice	7,893	841 - 1,064	287.00 - 300.00	981	290.85
65 - 80% Choice	40	957 - 957	288.00 - 288.00	957	288.00
35 - 65% Choice		-	-		
0 - 35% Choice		-	-		
Total all grades	7,933	841 - 1,064	287.00 - 300.00	981	290.84
STEERS: DRESSED FOB					
Over 80% Choice	3,926	857 - 1,082	287.00 - 292.00	986	290.09
65 - 80% Choice	120	992 - 992	288.00 - 288.00	992	288.00
35 - 65% Choice		-	-		
0 - 35% Choice		-	-		
Total all grades	4,046	857 - 1,082	287.00 - 292.00	987	290.02
HEIFERS: LIVE FOB					
Over 80% Choice	9,204	1,220 - 1,600	183.50 - 186.00	1,365	184.88
65 - 80% Choice	2,078	1,150 - 1,350	185.00 - 185.00	1,296	185.00
35 - 65% Choice		-	-		

Daily Formula Base Volume

Tue Nov 12	Wed Nov 13	Thu Nov 14	Fri Nov 15	Mon Nov 18
27,019	35,105	38,313	29,303	126,000

Purchasing Basis Volume

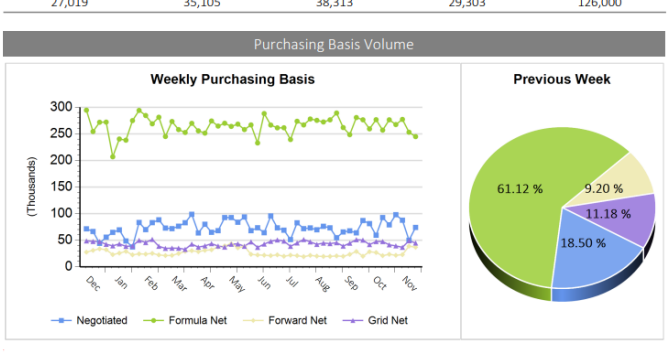

^ Contents

This week's Feedyard Closeouts...

Closeout projections are for cattle placed on feed by a cattle owner at a commercial feedyard and not for cattle owned by a vertically integrated company such as a beef processing company or a feedyard feeding cattle at cost. Cattle cost, cost of gain, and selling price will vary on a regional basis. Cost includes $15 per head for freight to feedyard.

Typical closeout for un-hedged steers sold this week:

- Placed On Feed 180 days ago = May 26, 2024
- Projected P/(L) based on the futures when placed on feed: **($128.67)**

***Cost** of 800 lb. steer delivered @ $250.14 per cwt. + $15 freight:	$2,016.12
Feed Cost for 700 lbs. @ $0.99 per lb.	$693.00
Interest on cattle cost for 180 days:	$94.45
Interest on feed cost:	$16.23
Total Cost & Expense:	**$2,819.81**
****Sale proceeds:** 1,500 lb. steer @ **$187.00** per cwt:	**$2,805.00**
This week's Profit/(Loss) per head:	**($14.81)**
Profit/(Loss) per head for previous week:	($69.03)
Change from previous week:	+$54.22
Sale price necessary to breakeven:	**$187.99**

*CME Feeder Cattle Index **USDA Market News

Projected closeout for steers placed on feed this week:

- Projected Sale Date @ 180 days on feed = May 21, 2025

***Cost** of 800 lb. steer delivered @ $254.27 per cwt. + $15 freight:	$2,049.16
Feed Cost for 700 lbs. @ $0.94 per lb.	$658.00
Interest on cattle cost for 180 days:	$88.42
Interest on feed cost:	$14.20
Total Cost & Expense:	**$2,809.78**
****Sale proceeds:** 1,500 lb. steer @ **$185.22** per cwt:	**$2,778.30**
This week's Profit/(Loss) per head:	**($31.48)**
Profit/(Loss) per head for previous week:	($136.25)
Change from previous week:	+$104.77
Sale price necessary to breakeven:	**$187.32**

*CME Feeder Cattle Index **June Live Cattle Futures Contract

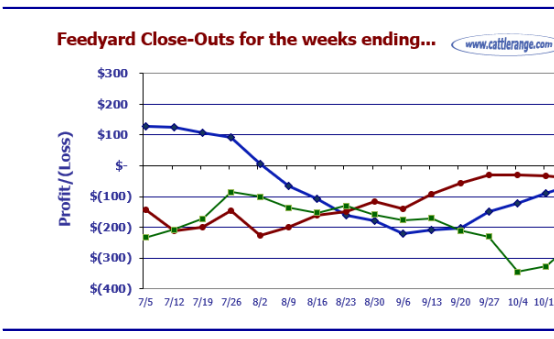

Closeout for un-hedged steers placed on feed 180 days ago & sold this week:	**($14.81)**
Projection based on the futures when placed on feed 180 days ago:	**($128.67)**
Projection based on the futures for steers placed on-feed this week:	**($31.48)**

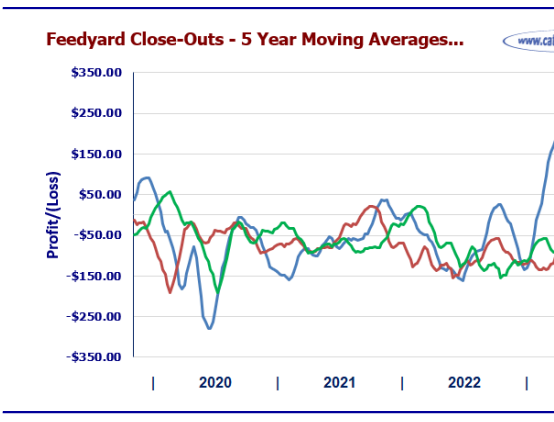

^ Contents

Feeder Steers/Corn Correlation: 5 Year Moving Average

Per cwt. price for feeder & slaughter steers compared to the cost of 25 bushels of corn.

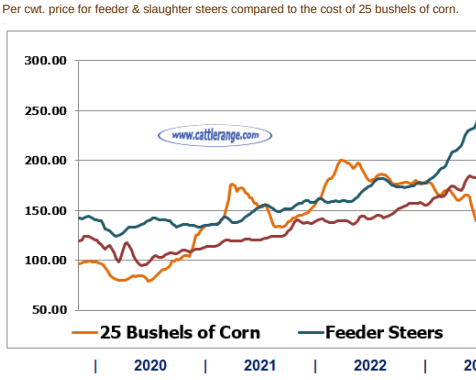

^ Contents

Federally Inspected Slaughter Cattle by Class:

Released by USDA Market News Service on 11/21/24 for week ending 11/9/24

Federally Inspected Slaughter Head & Percentage by Class - U.S.

Cattle	Head	% of Total
Steers	295,134	47.6%
Heifers	203,698	32.8%
Dairy Cows	51,855	8.4%
Other Cows	59,701	9.6%
Bulls	10,278	1.7%
Total	**620,666**	

Livestock Slaughter under Federal Inspection:

Daily Slaughter

Fri Nov 22, 2024		Week Ago	Year Ago	WTD	Prev Week WTD	Last Year WTD	2024 YTD	2023 YTD	YTD % Change
Calves	1,000	1,000	938	5,000	5,000	5,001	187,919	259,404	-27.6%
Cattle	117,000	120,000	112,897	613,000	603,000	496,965	28,195,595	29,151,659	-3.3%
Hogs	485,000	484,000	448,900	2,427,000	2,408,000	1,874,432	115,921,192	114,291,532	1.4%
Sheep	4,000	4,000	4,974	37,000	36,000	32,153	1,702,007	1,642,145	3.7%

Sat Nov 23, 2024		Week Ago	Year Ago	WTD	Prev Week WTD	Last Year WTD	2024 YTD	2023 YTD	YTD % Change
Calves	0	0	0	5,000	5,000	5,001	187,919	259,404	-27.6%
Cattle	18,000	3,000	37,523	631,000	606,000	534,488	28,213,595	29,189,182	-3.3%
Hogs	138,000	230,000	346,933	2,565,000	2,638,000	2,221,365	116,059,192	114,638,465	1.2%
Sheep	0	0	22	37,000	36,000	32,175	1,702,007	1,642,167	3.6%

Previous Day Slaughter

Thu Nov 21, 2024		Week Ago	Year Ago	WTD	Prev Week WTD	Last Year WTD	2024 YTD	2023 YTD	YTD % Change
Calves	1,000	1,000	128	4,000	4,000	4,063	186,919	258,466	-27.7%
Cattle	125,000	125,000	2,583	496,000	483,000	384,068	28,078,595	29,038,762	-3.3%
Hogs	476,000 R	488,000	0	1,942,000	1,924,000	1,425,532	115,436,192	113,842,632	1.4%
Sheep	7,000	8,000	315	33,000	32,000	27,179	1,698,007	1,637,171	3.7%

^ Contents

Boxed Beef Cutouts:

USDA Estimated Boxed Beef Cut-out Values as of 2:30 PM on 11/22//24
Based on negotiated prices and volume of boxed beef cuts delivered within 0-21 days and on average industry cutting yields. Values reflect U.S. dollars per 100 pounds.

	Choice 600-900	Select 600-900
Current Cutout Values:	307.41	272.07
Change from prior day:	0.62	(0.85)
Choice/Select spread:	35.34	
Total Load Count (Cuts, Trimmings, Grinds):	98	

Composite Primal Values	Choice	Select
Primal Rib	586.07	462.89
Primal Chuck	245.68	235.97
Primal Round	247.09	244.25
Primal Loin	389.26	307.72
Primal Brisket	247.54	238.02
Primal Short Plate	179.15	179.15
Primal Flank	147.66	148.21

Load Count And Cutout Value Summary For Prior 5 Days

Date	Choice	Select	Trim	Grinds	Total	Choice 600-900	Select 600-900
11/21	67	25	12	25	129	306.79	272.92
11/20	89	22	6	11	128	306.39	270.99
11/19	68	45	4	18	135	308.79	271.91
11/18	70	21	0	17	109	307.28	275.45
11/15	66	26	12	11	115	303.34	276.14
Current 5 Day Simple Average:						306.52	273.48

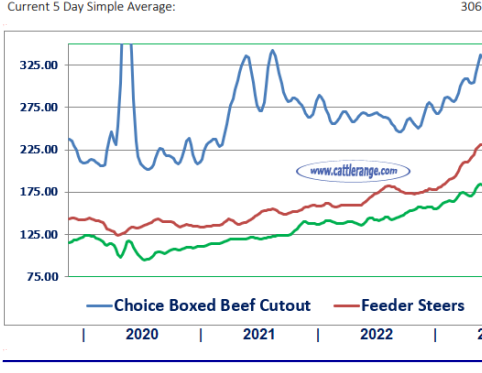

USDA National Steer & Heifer Estimated Grading Percent Report:

Released by USDA Market News Service on 11/21/24 for week ending 11/9/24

```
National, Regional, and State Breakdown of Official USDA Quality Grades.
Percentages derived from each category numerical total, divided by the total
number offered for USDA quality grading in each corresponding area.

              National      Region      Region      Region      Region
                              1-5          6          7-8        9-10
-----------------------------------------------------------------------
Prime           11.14%      20.24%       6.05%      11.08%      10.84%
Choice          71.97%      68.41%      65.16%      73.49%      76.59%
Select          14.10%       8.15%      26.52%      12.47%      10.59%
Other            2.79%       3.19%       2.27%       2.96%       1.98%
-----------------------------------------------------------------------

              Nebraska      Kansas      Texas
------------------------------------------------
Prime           12.82%       7.74%       6.05%
Choice          73.93%      72.70%      65.20%
Select           9.98%      16.84%      26.52%
Other            3.26%       2.72%       2.23%
```

States included in regions are as follows:
1) CT, ME, NH, VT, MA, & RI **(2)** NY & NJ - **(3)** DE, MD, PA, WV, & VA **(4)** AL, FL, GA, KY, MS, NC, SC, & TN **(5)** IL, IN, MI, MN, OH, & WI **(6)** AR, LA, NM, OK, & TX **(7)** IA, KS, MO, & NE **(8)** CO,MT, ND, SD, UT, & WY **(9)** AZ, CA, HI & NV **(10)** AK, ID, OR, & WA.

Last Week's Trade Data:

Beef:

Net sales of 14,300 MT for 2024 were up 1 percent from the previous week and 8 percent from the prior 4-week average. Increases primarily for Japan (4,300 MT, including decreases of 200 MT), South Korea (3,300 MT, including decreases of 300 MT), China (2,100 MT, including decreases of 100 MT), and Mexico (1,800 MT, including decreases of 100 MT), and Canada (1,000 MT, including decreases of 100 MT), were offset by reductions for the United Arab Emirates (100 MT). Net sales of 3,100 MT for 2025 were primarily for South Korea (1,600 MT), Japan (1,000 MT), Taiwan (300 MT), Hong Kong (100 MT), and El Salvador (100 MT).

Exports of 16,300 MT were up 3 percent from the previous week and 5 percent from the prior 4-week average. The destinations were primarily to South Korea (4,900 MT), Japan (3,600 MT), China (2,600 MT), Mexico (1,500 MT), and Taiwan (1,100 MT).

Pork:

Net sales of 18,100 MT for 2024 were down 9 percent from the previous week, but unchanged from the prior 4-week average. Increases were primarily for Mexico (4,100 MT, including decreases of 300 MT), South Korea (3,300 MT, including decreases of 700 MT), Japan (2,000 MT, including decreases of 1,100 MT), Colombia (1,900 MT, including decreases of 800 MT), and Canada (1,500 MT, including decreases of 700 MT). Net sales of 2,500 MT for 2025 were primarily for Australia (900 MT), South Korea (600 MT), Colombia (400 MT), Costa Rica (200 MT), and Japan (100 MT).

Exports of 32,000 MT were up 3 percent from the previous week, but down 2 percent from the prior 4-week average. The destinations were primarily to Mexico (12,600 MT), Japan (3,800 MT), South Korea (3,300 MT), China (2,900 MT), and Colombia (2,800 MT).

^ Contents

USDA National Retail Beef Report:

National Summary of Advertised Prices for Beef at Major Retail Supermarket Outlets

This week in beef retail the Feature Rate decreased by 8.7 percent, and the Activity Index decreased by 5.7 percent. Compared to last week items from the brisket, chuck, loin, round, other/misc., ground, and variety meat sections showed decreases in ad space while items from the sirloin showed an increase in ad space. Items from the rib showed significant increase in ad space as we enter the holiday week, with bone-in ribeye roasts and steaks being the largest contributor to the increase. This year bone-in rib roasts averaged $11.26 per pound, in 2023 the average price the week before Thanksgiving was $10.77 per pound. Many of this week's feature ads were extended to run at least through Thanksgiving Day.

In addition to this week's feature prices, several retailers offered no-price promotions (Free items, BOGO, etc.) and cooked Thanksgiving meals. Overall, 21.58% of stores offered these additional specials. 20.23% of stores offered a pre-cooked prime rib meal ready to reheat and serve to 4-10 people. Prices ranged from 89.99-299.99 with a weighted average of 109.18.

NATIONAL

Metric	Current Week (CW)	Previous Week (PW)	Previous Year (PY)
Total Outlets	24,443	24,443	
Activity Index	73,104	77,570	
Feature Rate (%)	73.0%	81.7%	

^ Contents

Est. Weekly Meat Production Under Federal Inspection:

Total red meat production under Federal inspection for the week ending Saturday, November 23rd was estimated at 1100.5 million lbs. according to the USDA Marketing Service. This was 0.7 percent higher than a week ago and 18.0 percent higher than a year ago. Cumulative meat production for the year to date was 0.8 percent higher compared to the previous year.

^ Contents

3 Year Bullish/Bearish Consensus Charts from SentimenTrader:

The theory behind the "Bullish/Bearish Consensus" indicator is when the public reaches a consensus, **they are usually wrong:**

- They get too bullish after prices have risen and too bearish after they have already fallen.

Because of this tendency, there are often extremes in opinion right before major changes in trend:

- When the public reaches a bullish extreme, i.e., a great majority thinks prices will keep rising, then prices often decline instead.
- And when they become too bearish, then prices tend to rise.

So when Public Opinion moves above the **red dotted line** in the chart, it means that compared to other readings over the past year, you're seeing **excessive optimism**. You also want to look at the absolute level of Opinion, too - if it's at 90%, then there's no question we're seeing an historic level of bullish opinion. Watch for readings above 80% (or especially 90%) to spot those dangerous times when the public is overly enthusiastic about a commodity.

Conversely, when Public Opinion moves below the **green dotted line**, then the public is **excessively pessimistic** about the commodity's prospects for further gains compared to their opinion over the past year. Looking for absolute readings under 20% (or especially 10%) often indicates an upturn in the market.

Cattle Bullish/Bearish Consensus: 3 Year Chart

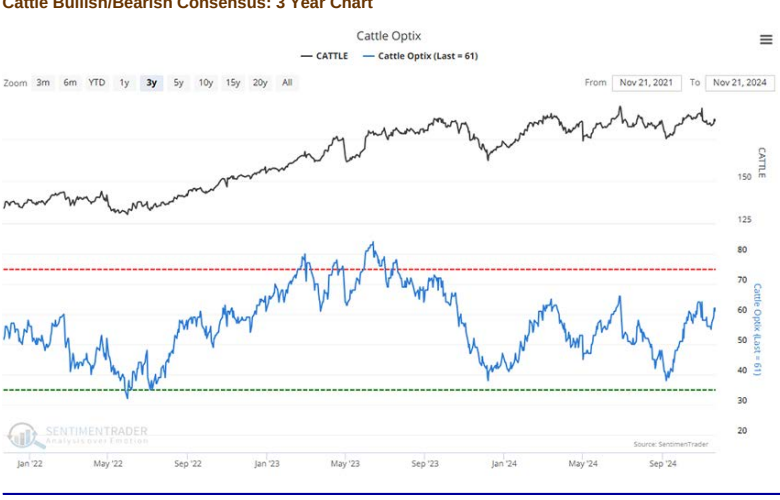

Corn Bullish/Bearish Consensus: 3 Year Chart

^ Contents

U.S. Dollar - 6 Month Chart:

Over the past 5 years, an average of around 12% of U.S. beef production has been exported, making exports an extremely important factor affecting beef and cattle prices. A strong dollar depresses export demand.

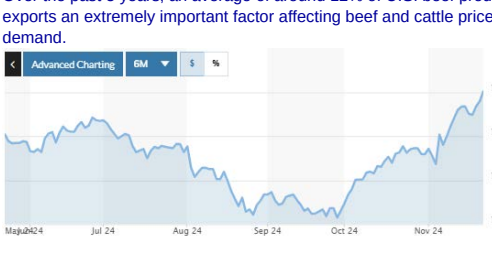

- U.S. Dollar Index

^ Contents

Stock Markets & Economic News:

T. Rowe Price

Indexes approach record highs with broad-based gains

Major stock indexes finished the week higher, recovering some of the previous week's losses despite some continuing uncertainty around the incoming Trump administration's policies and escalating geopolitical tensions stemming from the conflict between Russia and Ukraine. Gains for the week were also relatively broad-based, with smaller-cap indexes outperforming large-caps and an equal-weighted version of the S&P 500 Index outpacing its more familiar capitalization-weighted counterpart. Similarly, the price of Bitcoin continued its postelection rally and notched its third consecutive week with a gain exceeding 10%.

With a relatively light economic calendar for the week, much of the focus was on NVIDIA's third-quarter earnings release on Wednesday. Shares of the chip giant ended the week little changed as investors appeared to be generally satisfied with the results, although the company's guidance for the fourth quarter was lighter than some analysts expected. Relatedly, the utilities sector outperformed as commentary on NVIDIA's earnings call seemed to drive optimism around rising artificial intelligence-driven demand for clean energy. Communication services stocks lagged, driven in part by a drop in shares of Google parent Alphabet following reports of the Justice Department filing a proposal to break up the internet search giant.

Strong labor market and home sales reports help drive positive sentiment

On Thursday, the Department of Labor reported an unexpected drop in initial jobless claims for the week ended November 16, 2024, which seemed to help drive positive sentiment toward the end of the week. Applications for unemployment benefits fell to 213,000, a decline of 6,000 from the prior week and the lowest number since April 2024. While the number of continuing claims reached a three-year high of 1.91 million, some of this increase was attributed to secondary effects of the aircraft machinist strike at Boeing, which has since been resolved.

In addition, investors seemed encouraged by the National Association of Realtors' report of existing home sales in October, which rose year over year for the first time since July 2021. The upbeat report cited additional job gains, continued economic growth, and stabilizing mortgage rates as factors leading to the growth in housing demand.

U.S. Stocks:

Index	Friday's Close	Week's Change	% Change YTD
DJIA	44,296.51	851.52	17.53%
S&P 500	5,969.34	98.72	25.15%
Nasdaq Composite	19,003.65	323.53	26.60%
S&P MidCap 400	3,341.78	134.26	20.14%
Russell 2000	2,406.67	102.84	18.73%

^ Contents

"**Click Here**" to view a Slide Show of Drought Monitor maps for the last 12 weeks

November is the opposite of October, bringing another wet week. The Plains, Midwest, South, and West Virginia saw big improvements in drought and dryness.

38.03%	318.6 Million	140.5 Million	49
of the U.S. and 45.48% of the lower 48 states are in drought this week.	acres of major crops in U.S. are experiencing drought conditions this week.	people in the U.S. and 140.2 Million in the lower 48 states are affected by drought this week.	U.S. states are experiencing Moderate Drought (D1) or worse this week.
↓ 8.7% since last week	— 0.0% since last week	↓ 5.9% since last week	— No change since last week
↑ 1.0% since last month	↑ 57.1% since last month	↑ 47.2% since last month	↑ 3 states since last month

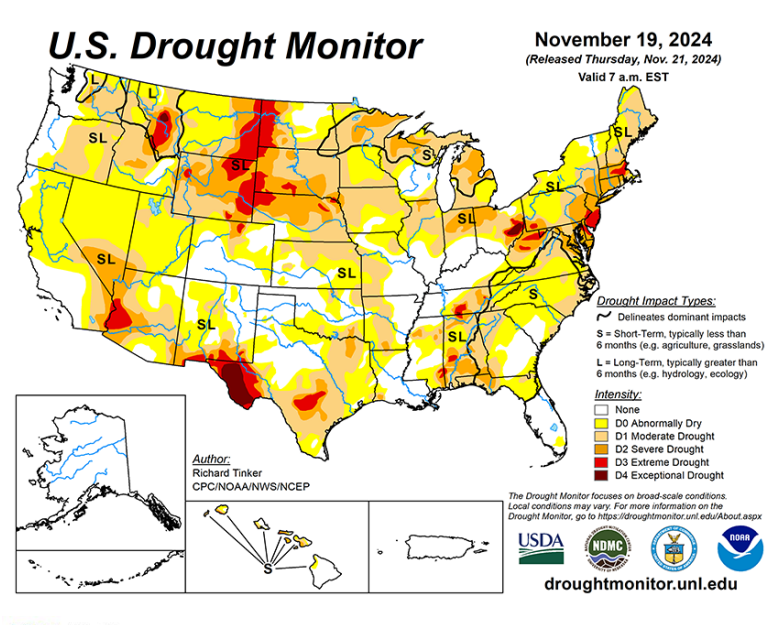

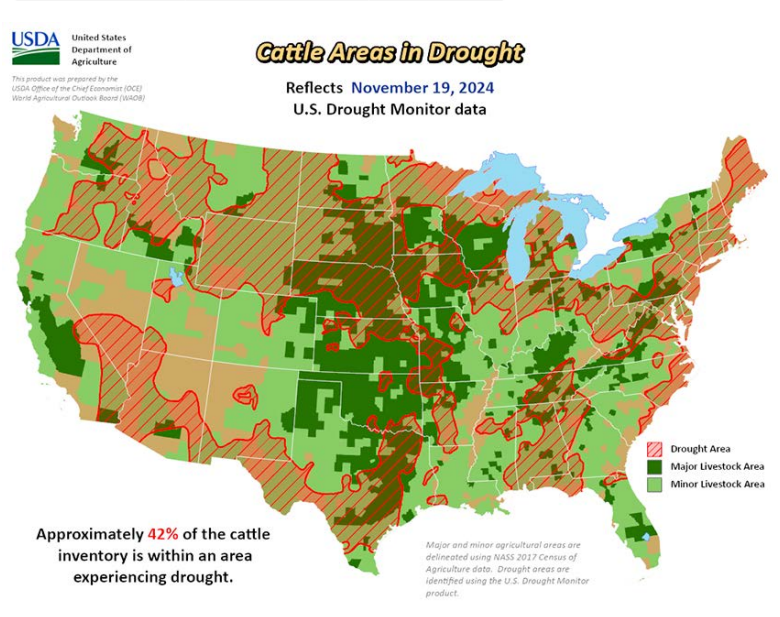

Canadian 90-Day Percent of Average Precipitation:

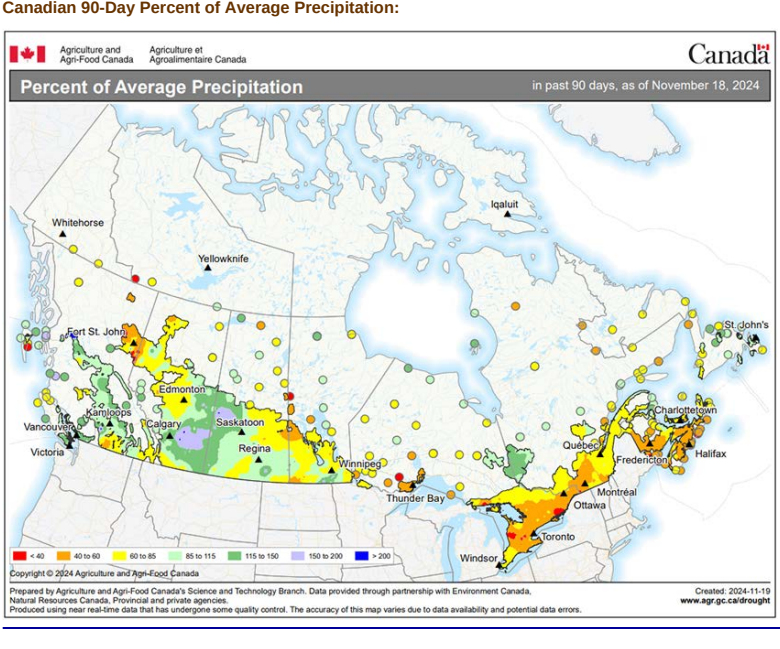

Looking ahead...

During the next five days (November 21-25), moderate to heavy precipitation is expected in the western and northeastern quarters of the contiguous states, and along the immediate Canadian border. Lesser amounts, if any, are expected in and around the Plains and along most of the southern tier. The greatest amounts are forecast across northern California and the Sierra Nevada, where totals exceeding 5 inches are expected to be widespread, with the potential for as much as 15 inches at isolated spots in the higher elevations. Generally 1.5 to 3.0 inches are expected in the West from the Cascades to the Pacific Coast and in portions of the northern Intermountain West. Similar amounts are also forecast for most of New York State, northeastern Pennsylvania, and to a lesser extent New England, the Great Lakes, and southwestern California. Between 0.75 and 1.5 inches should fall in the remainder of the Northwest, the higher elevations of the central Rockies, southwestern California, much of the Great Lakes, Pennsylvania, Maryland and Delaware, and the rest of New England. In contrast, little or no precipitation is expected in the Plains from the central Dakotas southward, and along the southern tier of the country from southeastern California eastward through Georgia and most of the Carolinas. Very warm weather is expected in central and southern Texas, with temperatures expected to average 10 to 13 deg. F above normal. A larger area from eastern Arizona through the Lower Mississippi Valley is forecast to average 5 to 10 deg. F above normal. Meanwhile, unusually low temperatures averaging 10 to 17 deg. F below normal are anticipated from the central and western Dakotas through most of Montana. Temperatures may average up to 10 deg. F above normal from the Upper Mississippi Valley and central Plains westward through the Great Basin and northern Intermountain West. Near or slightly above normal temperatures are expected elsewhere.

The 6-10 day outlook (valid November 26-30) favors above-normal precipitation in a swath from the Southwest and the Great Basin eastward through most of the Plains, and from Mississippi Valley eastward to the Atlantic Coast. Only the Northeast, Florida Peninsula, central and southern Texas, the Great Lakes, and the Far West are outside the area where above-normal precipitation is expected. Odds exceed 50 percent over the east-central Rockies and adjacent High Plains. Unusually dry weather is more likely in western Texas, the Northwest, parts of the Intermountain West, plus central and northern portions of the Rockies and Plains. Subnormal precipitation is also more likely across Hawaii, especially the northwestern islands. Meanwhile, the southern tier of the country from the Plains to the Atlantic Coast is expected to average warmer than normal, with odds topping 50 percent along and near the Gulf of Mexico Coast. Hawaii is also expected to average warmer than normal, especially the central and northwestern islands. Cold weather is favored across central and northern portions of the Rockies, Plains, and Mississippi Valley, plus some adjacent areas. Chances for significantly subnormal temperatures are 70 to 80+ percent from Montana east of the Rockies and most of the Dakotas.

Precipitation & Temperature Outlooks:

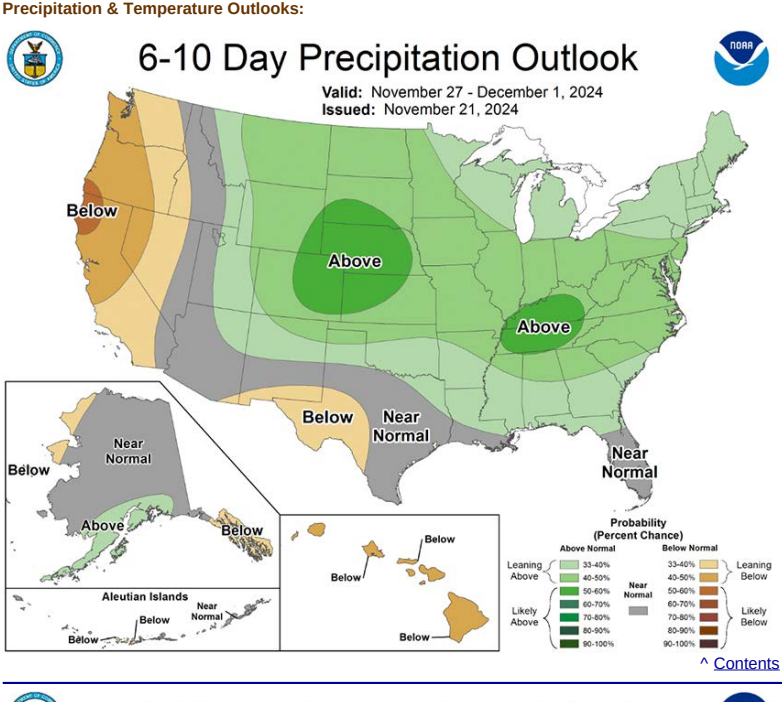

^ Contents

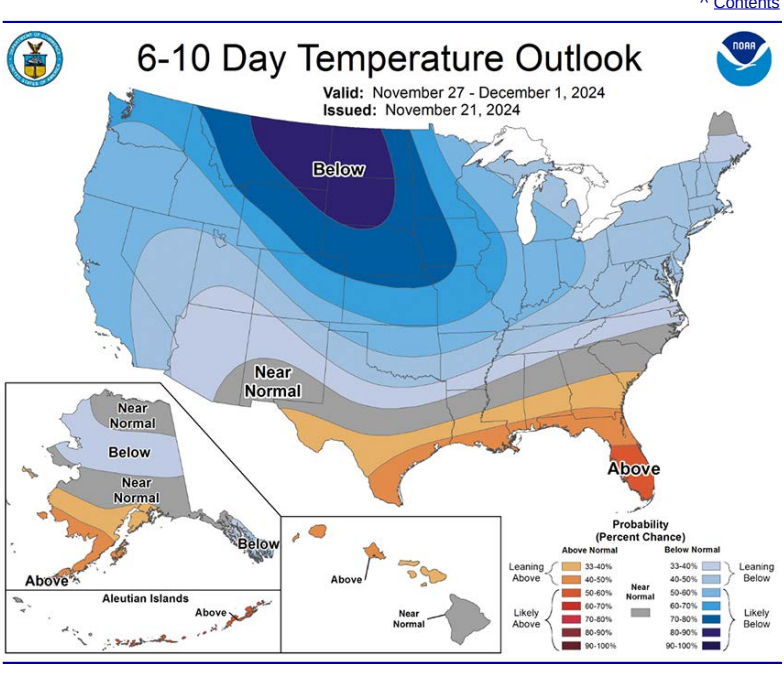

^ Contents

Wheat Pasture Condition:

Winter Wheat Condition - Selected States: Week Ending November 17, 2024
[These 18 States planted 89% of the 2023 winter wheat acreage]

State	Very poor (percent)	Poor (percent)	Fair (percent)	Good (percent)	Excellent (percent)
Arkansas	3	5	47	38	7
California	-	-	10	75	15
Colorado	3	10	22	58	7
Idaho	-	1	52	41	6
Illinois	2	3	20	72	3
Indiana	2	4	30	52	12
Kansas	3	9	39	40	9
Michigan	-	1	25	57	17
Missouri	1	2	25	66	6
Montana	6	9	50	35	-
Nebraska	7	20	39	28	6
North Carolina	1	4	30	62	3
Ohio	1	4	36	47	12
Oklahoma	3	15	45	33	4
Oregon	2	8	30	37	23
South Dakota	4	27	43	22	4
Texas	8	14	31	37	10
Washington	2	8	37	42	11
18 States	4	11	36	41	8
Previous week	6	12	38	38	6
Previous year	7	10	35	39	9

- Represents zero.

^ Contents

Weekly Grain Market Review:

Grain Prices	11/22/24	Last Week	1 Month Ago	1 Year Ago	5 Yr. Avg.
Omaha Corn	4.20	4.07	4.00	4.70	5.38
Kansas City Wheat	4.91	4.80	5.12	5.30	6.69
March Corn Futures	4.3525	4.2400	4.1525	4.6325	5.2108
March Wheat Futures	5.6475	5.3650	5.6900	5.4875	6.7459

Weekly Slaughtering Average - Cow & Bheifer - 11/2/2020

Year	Head	Live Weight	Dressed Weight
2020	1,000	1,400	882
2019	1,000	1,400	882

Cow and Bheifer Carcass Yield Grade

Cow and Bheifer Carcass Yield Grade is a measure of lean yield, by percent from the previous week, but derived off of the current week's dressed weight. Cow and Bheifer Carcass Yield Grade is calculated using USDA Yield Grade formula, but with carcass weights substituted from dressed yield and dressings of 1.00 (NFC), unknown dressing/carcass (UK) (NFC), dressed (DR) (NFC), and carcass (CR) (NFC). Cow and Bheifer Carcass Yield Grade is calculated using the formula: 2.5 + (2.5 x Fat Thickness) + (0.2 x Percent Kidney, Pelvic, and Heart Fat) - (0.32 x Ribeye Area). Cow and Bheifer Carcass Yield Grade is calculated using the formula: 2.5 + (2.5 x Fat Thickness) + (0.2 x Percent Kidney, Pelvic, and Heart Fat) - (0.32 x Ribeye Area).

↑ Contents

Regional Auctions Reports. Click on link to view latest report.

Dodge City Regional Auction - Dodge City
Tuesday Sales
Last Reported: 2/11
Head: 1,000
Trade Weight: 1,400
Yield: 63

FL Ferris Livestock Auction - FL Ferris SD
Tuesday Sales
Last Reported: 2/11
Head: 1,000
Trade Weight: 1,400
Yield: 63

Comment: Steers and heifers and assorted spring calves along with feeding spring calves on offer. Compared to last week, steady on fed steers and heifers. Cows and bulls steady to weaker.

Torrington Livestock Commission - Torrington WY
Tuesday Sales
Last Reported: 2/11
Head: 1,000
Trade Weight: 1,400
Yield: 63

Comment: Compared to last week, slaughter and feeder cattle trended mostly steady to last week on a large run of mostly yearlings. Feeder cattle sold on a very active demand from backgrounders and stockers. Slaughter cows and bulls sold fully steady.

Southern Livestock Commission - Carthage TN
Tuesday Sales
Last Reported: 2/11
Head: 1,000
Trade Weight: 1,400
Yield: 63

Comment: Steers and heifers sold steady. Feeder steers and heifers sold mostly steady. Cows and bulls sold mostly steady to 1-3.00 lb higher. Slaughter cows and bulls sold 3-6.00 lb lower. Trade was good demand.

Lancaster Livestock Exchange - Lancaster PA
Tuesday Sales
Last Reported: 2/11
Head: 1,000
Trade Weight: 1,400
Yield: 63

Comment: Compared to last week, slaughter and feeder cattle trended steady to last week on a large run of mostly yearlings. Feeder cattle sold on a very active demand from backgrounders and stockers. Slaughter cows and bulls sold fully steady.

Tri-State Livestock Commission - Harrisburg IL
Tuesday Sales
Last Reported: 2/11
Head: 1,000
Trade Weight: 1,400
Yield: 63

Comment: Steers and heifers sold steady. Feeder steers and heifers sold steady to 4.00 higher. Cows and bulls sold 1-3.00 higher. Trade was good demand.

Tulare Livestock Auction - Tulare CA
Tuesday Sales
Last Reported: 2/11
Head: 1,000
Trade Weight: 1,400
Yield: 63

Comment: Steers and heifers sold steady. Feeder steers and heifers sold mostly steady. Cows and bulls sold mostly steady. Slaughter bulls sold steady to 2.00 higher. Trade was good demand.

Roswell Livestock Auction - Roswell NM
Tuesday Sales
Last Reported: 2/11
Head: 1,000
Trade Weight: 1,400
Yield: 63

Comment: Steers and heifers sold steady. Feeder steers and heifers sold steady to 4.00 higher. Cows and bulls sold 1-3.00 higher. Slaughter bulls sold steady. Trade was good demand.

Joplin Reg. Stockyards Feeder Cattle - Carthage MO
Tuesday Sales
Last Reported: 2/11
Head: 1,000
Trade Weight: 1,400
Yield: 63

Comment: Steers and heifers sold steady. Feeder steers and heifers sold steady. Cows and bulls sold mostly steady. Slaughter bulls sold steady. Trade was good demand.

Joplin Reg. Stockyards Feeder Cattle - Oklahoma City OK
Tuesday Sales
Last Reported: 2/11
Head: 1,000
Trade Weight: 1,400
Yield: 63

Comment: Steers and heifers sold steady. Feeder steers and heifers sold steady. Cows and bulls sold mostly steady. Slaughter bulls sold steady. Trade was good demand.

Tulsa Livestock Auction - Tulsa OK
Tuesday Sales
Last Reported: 2/11
Head: 1,000
Trade Weight: 1,400
Yield: 63

Comment: Steers and heifers sold steady. Feeder steers and heifers sold steady. Cows and bulls sold steady. Slaughter bulls sold steady. Trade was good demand.

Roswell Livestock Auction - Roswell NM
Tuesday Sales
Last Reported: 2/11
Head: 1,000
Trade Weight: 1,400
Yield: 63

Comment: Steers and heifers sold steady. Feeder steers and heifers sold steady to 4.00 higher. Cows and bulls sold 1-3.00 higher. Slaughter bulls sold steady. Trade was good demand.

Joplin Reg. Stockyards Feeder Cattle - Carthage MO
Tuesday Sales
Last Reported: 2/11
Head: 1,000
Trade Weight: 1,400
Yield: 63

Comment: Steers and heifers sold steady. Feeder steers and heifers sold steady. Cows and bulls sold mostly steady. Slaughter bulls sold steady. Trade was good demand.

Joplin Reg. Stockyards Feeder Cattle - Oklahoma City OK
Tuesday Sales
Last Reported: 2/11
Head: 1,000
Trade Weight: 1,400
Yield: 63

Comment: Steers and heifers sold steady. Feeder steers and heifers sold steady. Cows and bulls sold mostly steady. Slaughter bulls sold steady. Trade was good demand.

Tulsa Livestock Auction - Tulsa OK
Tuesday Sales
Last Reported: 2/11
Head: 1,000
Trade Weight: 1,400
Yield: 63

Comment: Steers and heifers sold steady. Feeder steers and heifers sold steady. Cows and bulls sold steady. Slaughter bulls sold steady. Trade was good demand.

Roswell Livestock Auction - Roswell NM
Tuesday Sales
Last Reported: 2/11
Head: 1,000
Trade Weight: 1,400
Yield: 63

Comment: Steers and heifers sold steady. Feeder steers and heifers sold steady to 4.00 higher. Cows and bulls sold 1-3.00 higher. Slaughter bulls sold steady. Trade was good demand.

Joplin Reg. Stockyards Feeder Cattle - Carthage MO
Tuesday Sales
Last Reported: 2/11
Head: 1,000
Trade Weight: 1,400
Yield: 63

Comment: Steers and heifers sold steady. Feeder steers and heifers sold steady. Cows and bulls sold mostly steady. Slaughter bulls sold steady. Trade was good demand.

Joplin Reg. Stockyards Feeder Cattle - Oklahoma City OK
Tuesday Sales
Last Reported: 2/11
Head: 1,000
Trade Weight: 1,400
Yield: 63

Comment: Steers and heifers sold steady. Feeder steers and heifers sold steady. Cows and bulls sold mostly steady. Slaughter bulls sold steady. Trade was good demand.

Tulsa Livestock Auction - Tulsa OK
Tuesday Sales
Last Reported: 2/11
Head: 1,000
Trade Weight: 1,400
Yield: 63

Comment: Steers and heifers sold steady. Feeder steers and heifers sold steady. Cows and bulls sold steady. Slaughter bulls sold steady. Trade was good demand.

Roswell Livestock Auction - Roswell NM
Tuesday Sales
Last Reported: 2/11
Head: 1,000
Trade Weight: 1,400
Yield: 63

Comment: Steers and heifers sold steady. Feeder steers and heifers sold steady to 4.00 higher. Cows and bulls sold 1-3.00 higher. Slaughter bulls sold steady. Trade was good demand.

Joplin Reg. Stockyards Feeder Cattle - Carthage MO
Tuesday Sales
Last Reported: 2/11
Head: 1,000
Trade Weight: 1,400
Yield: 63

Comment: Steers and heifers sold steady. Feeder steers and heifers sold steady. Cows and bulls sold mostly steady. Slaughter bulls sold steady. Trade was good demand.

Joplin Reg. Stockyards Feeder Cattle - Oklahoma City OK
Tuesday Sales
Last Reported: 2/11
Head: 1,000
Trade Weight: 1,400
Yield: 63

Comment: Steers and heifers sold steady. Feeder steers and heifers sold steady. Cows and bulls sold mostly steady. Slaughter bulls sold steady. Trade was good demand.

Tulsa Livestock Auction - Tulsa OK
Tuesday Sales
Last Reported: 2/11
Head: 1,000
Trade Weight: 1,400
Yield: 63

Comment: Steers and heifers sold steady. Feeder steers and heifers sold steady. Cows and bulls sold steady. Slaughter bulls sold steady. Trade was good demand.

Roswell Livestock Auction - Roswell NM
Tuesday Sales
Last Reported: 2/11
Head: 1,000
Trade Weight: 1,400
Yield: 63

Comment: Steers and heifers sold steady. Feeder steers and heifers sold steady to 4.00 higher. Cows and bulls sold 1-3.00 higher. Slaughter bulls sold steady. Trade was good demand.

Joplin Reg. Stockyards Feeder Cattle - Carthage MO
Tuesday Sales
Last Reported: 2/11
Head: 1,000
Trade Weight: 1,400
Yield: 63

Comment: Steers and heifers sold steady. Feeder steers and heifers sold steady. Cows and bulls sold mostly steady. Slaughter bulls sold steady. Trade was good demand.

Joplin Reg. Stockyards Feeder Cattle - Oklahoma City OK
Tuesday Sales
Last Reported: 2/11
Head: 1,000
Trade Weight: 1,400
Yield: 63

Comment: Steers and heifers sold steady. Feeder steers and heifers sold steady. Cows and bulls sold mostly steady. Slaughter bulls sold steady. Trade was good demand.

Tulsa Livestock Auction - Tulsa OK
Tuesday Sales
Last Reported: 2/11
Head: 1,000
Trade Weight: 1,400
Yield: 63

Comment: Steers and heifers sold steady. Feeder steers and heifers sold steady. Cows and bulls sold steady. Slaughter bulls sold steady. Trade was good demand.

Weekly Auctions

Sioux Falls Regional Livestock Report - Worthing SD
Tuesday Sales
Last Reported: 2/11
Head: 1,000
Trade Weight: 1,400
Yield: 63

Comment: Compared to last week, Steer calves under 500 lbs sold unevenly, over 500 lbs steady to higher. Heifer calves under 500 lbs sold steady to higher, over 500 lbs sold steady. Feeder steers and heifers sold steady to higher. Slaughter cows and bulls sold steady. Feeder cattle sold on a very active demand from backgrounders and stockers. Slaughter cows and bulls sold on a very active demand from packers. Compared to last week, Holstein steers sold steady. Holstein heifers sold steady. Holstein cows and bulls sold steady. Holstein calves sold steady.

Tennessee Livestock Exchange - Tullahoma TN
Tuesday Sales
Last Reported: 2/11
Head: 1,000
Trade Weight: 1,400
Yield: 63

Comment: Steers and heifers sold steady. Feeder steers and heifers sold steady. Cows and bulls sold steady. Slaughter bulls sold steady. Trade was good demand.

Tri-State Livestock Commission - Harrisburg IL
Tuesday Sales
Last Reported: 2/11
Head: 1,000
Trade Weight: 1,400
Yield: 63

Comment: Steers and heifers sold steady. Feeder steers and heifers sold steady to 4.00 higher. Cows and bulls sold 1-3.00 higher. Slaughter bulls sold steady. Trade was good demand.

Tulare Livestock Auction - Tulare CA
Tuesday Sales
Last Reported: 2/11
Head: 1,000
Trade Weight: 1,400
Yield: 63

Comment: Steers and heifers sold steady. Feeder steers and heifers sold mostly steady. Cows and bulls sold mostly steady. Slaughter bulls sold steady to 2.00 higher. Trade was good demand.

Roswell Livestock Auction - Roswell NM
Tuesday Sales
Last Reported: 2/11
Head: 1,000
Trade Weight: 1,400
Yield: 63

Comment: Steers and heifers sold steady. Feeder steers and heifers sold steady to 4.00 higher. Cows and bulls sold 1-3.00 higher. Slaughter bulls sold steady. Trade was good demand.

Joplin Reg. Stockyards Feeder Cattle - Carthage MO
Tuesday Sales
Last Reported: 2/11
Head: 1,000
Trade Weight: 1,400
Yield: 63

Comment: Steers and heifers sold steady. Feeder steers and heifers sold steady. Cows and bulls sold mostly steady. Slaughter bulls sold steady. Trade was good demand.

Joplin Reg. Stockyards Feeder Cattle - Oklahoma City OK
Tuesday Sales
Last Reported: 2/11
Head: 1,000
Trade Weight: 1,400
Yield: 63

Comment: Steers and heifers sold steady. Feeder steers and heifers sold steady. Cows and bulls sold mostly steady. Slaughter bulls sold steady. Trade was good demand.

Tulsa Livestock Auction - Tulsa OK
Tuesday Sales
Last Reported: 2/11
Head: 1,000
Trade Weight: 1,400
Yield: 63

Comment: Steers and heifers sold steady. Feeder steers and heifers sold steady. Cows and bulls sold steady. Slaughter bulls sold steady. Trade was good demand.

Roswell Livestock Auction - Roswell NM
Tuesday Sales
Last Reported: 2/11
Head: 1,000
Trade Weight: 1,400
Yield: 63

Comment: Steers and heifers sold steady. Feeder steers and heifers sold steady to 4.00 higher. Cows and bulls sold 1-3.00 higher. Slaughter bulls sold steady. Trade was good demand.

Joplin Reg. Stockyards Feeder Cattle - Carthage MO
Tuesday Sales
Last Reported: 2/11
Head: 1,000
Trade Weight: 1,400
Yield: 63

Comment: Steers and heifers sold steady. Feeder steers and heifers sold steady. Cows and bulls sold mostly steady. Slaughter bulls sold steady. Trade was good demand.

Joplin Reg. Stockyards Feeder Cattle - Oklahoma City OK
Tuesday Sales
Last Reported: 2/11
Head: 1,000
Trade Weight: 1,400
Yield: 63

Comment: Steers and heifers sold steady. Feeder steers and heifers sold steady. Cows and bulls sold mostly steady. Slaughter bulls sold steady. Trade was good demand.

Tulsa Livestock Auction - Tulsa OK
Tuesday Sales
Last Reported: 2/11
Head: 1,000
Trade Weight: 1,400
Yield: 63

Comment: Steers and heifers sold steady. Feeder steers and heifers sold steady. Cows and bulls sold steady. Slaughter bulls sold steady. Trade was good demand.

Daily Auctions

Dodge City Regional Auction - Dodge City
Tuesday Sales
Last Reported: 2/11
Head: 1,000
Trade Weight: 1,400
Yield: 63

Comment: Compared to last week, slaughter and feeder cattle trended mostly steady on a large run of mostly yearlings. Feeder cattle sold on a very active demand from backgrounders and stockers. Slaughter cows and bulls sold fully steady.

Torrington Livestock Commission - Torrington WY
Tuesday Sales
Last Reported: 2/11
Head: 1,000
Trade Weight: 1,400
Yield: 63

Comment: Compared to last week, slaughter and feeder cattle trended mostly steady to last week on a large run of mostly yearlings. Feeder cattle sold on a very active demand from backgrounders and stockers. Slaughter cows and bulls sold fully steady.

Southern Livestock Commission - Carthage TN
Tuesday Sales
Last Reported: 2/11
Head: 1,000
Trade Weight: 1,400
Yield: 63

Comment: Steers and heifers sold steady. Feeder steers and heifers sold steady to last week on a large run of mostly yearlings. Feeder steers and heifers sold on a very active demand from backgrounders and stockers. Cows and bulls sold mostly steady. Slaughter bulls sold steady. Trade was good demand.

Lancaster Livestock Exchange - Lancaster PA
Tuesday Sales
Last Reported: 2/11
Head: 1,000
Trade Weight: 1,400
Yield: 63

Comment: Compared to last week, slaughter and feeder cattle trended steady to last week on a large run of mostly yearlings. Feeder cattle sold on a very active demand from backgrounders and stockers. Slaughter cows and bulls sold fully steady.

Tri-State Livestock Commission - Harrisburg IL
Tuesday Sales
Last Reported: 2/11
Head: 1,000
Trade Weight: 1,400
Yield: 63

Comment: Steers and heifers sold steady. Feeder steers and heifers sold steady to 4.00 higher. Cows and bulls sold 1-3.00 higher. Trade was good demand.

Tulare Livestock Auction - Tulare CA
Tuesday Sales
Last Reported: 2/11
Head: 1,000
Trade Weight: 1,400
Yield: 63

Comment: Steers and heifers sold steady. Feeder steers and heifers sold mostly steady. Cows and bulls sold steady. Slaughter bulls sold steady to 2.00 higher. Trade was good demand.

Roswell Livestock Auction - Roswell NM
Tuesday Sales
Last Reported: 2/11
Head: 1,000
Trade Weight: 1,400
Yield: 63

Comment: Steers and heifers sold steady. Feeder steers and heifers sold steady to 4.00 higher. Cows and bulls sold 1-3.00 higher. Slaughter bulls sold steady. Trade was good demand.

Joplin Reg. Stockyards Feeder Cattle - Carthage MO
Tuesday Sales
Last Reported: 2/11
Head: 1,000
Trade Weight: 1,400
Yield: 63

Comment: Steers and heifers sold steady. Feeder steers and heifers sold steady. Cows and bulls sold mostly steady. Slaughter bulls sold steady. Trade was good demand.

Joplin Reg. Stockyards Feeder Cattle - Oklahoma City OK
Tuesday Sales
Last Reported: 2/11
Head: 1,000
Trade Weight: 1,400
Yield: 63

Comment: Steers and heifers sold steady. Feeder steers and heifers sold steady. Cows and bulls sold mostly steady. Slaughter bulls sold steady. Trade was good demand.

Tulsa Livestock Auction - Tulsa OK
Tuesday Sales
Last Reported: 2/11
Head: 1,000
Trade Weight: 1,400
Yield: 63

Comment: Steers and heifers sold steady. Feeder steers and heifers sold steady. Cows and bulls sold steady. Slaughter bulls sold steady. Trade was good demand.

Roswell Livestock Auction - Roswell NM
Tuesday Sales
Last Reported: 2/11
Head: 1,000
Trade Weight: 1,400
Yield: 63

Comment: Steers and heifers sold steady. Feeder steers and heifers sold steady to 4.00 higher. Cows and bulls sold 1-3.00 higher. Slaughter bulls sold steady. Trade was good demand.

Joplin Reg. Stockyards Feeder Cattle - Carthage MO
Tuesday Sales
Last Reported: 2/11
Head: 1,000
Trade Weight: 1,400
Yield: 63

Comment: Steers and heifers sold steady. Feeder steers and heifers sold steady. Cows and bulls sold mostly steady. Slaughter bulls sold steady. Trade was good demand.

Joplin Reg. Stockyards Feeder Cattle - Oklahoma City OK
Tuesday Sales
Last Reported: 2/11
Head: 1,000
Trade Weight: 1,400
Yield: 63

Comment: Steers and heifers sold steady. Feeder steers and heifers sold steady. Cows and bulls sold mostly steady. Slaughter bulls sold steady. Trade was good demand.

Tulsa Livestock Auction - Tulsa OK
Tuesday Sales
Last Reported: 2/11
Head: 1,000
Trade Weight: 1,400
Yield: 63

Comment: Steers and heifers sold steady. Feeder steers and heifers sold steady. Cows and bulls sold steady. Slaughter bulls sold steady. Trade was good demand.

Other Sales

Dodge City Regional Auction - Dodge City
Tuesday Sales
Last Reported: 2/11
Head: 1,000
Trade Weight: 1,400
Yield: 63

Comment: Compared to last week, Feeder steers and heifers sold steady to higher. Cows and bulls sold steady. Slaughter bulls sold steady. Trade was good demand.

Torrington Livestock Commission - Torrington WY
Tuesday Sales
Last Reported: 2/11
Head: 1,000
Trade Weight: 1,400
Yield: 63

Comment: Compared to last week, Feeder steers and heifers sold steady. Cows and bulls sold steady. Slaughter bulls sold steady. Trade was good demand.

Southern Livestock Commission - Carthage TN
Tuesday Sales
Last Reported: 2/11
Head: 1,000
Trade Weight: 1,400
Yield: 63

Comment: Steers and heifers sold steady. Feeder steers and heifers sold steady. Cows and bulls sold steady. Slaughter bulls sold steady. Trade was good demand.

Lancaster Livestock Exchange - Lancaster PA
Tuesday Sales
Last Reported: 2/11
Head: 1,000
Trade Weight: 1,400
Yield: 63

Comment: Compared to last week, Feeder steers and heifers sold steady. Cows and bulls sold steady. Slaughter bulls sold steady.

Tri-State Livestock Commission - Harrisburg IL
Tuesday Sales
Last Reported: 2/11
Head: 1,000
Trade Weight: 1,400
Yield: 63

Comment: Steers and heifers sold steady. Feeder steers and heifers sold steady to 4.00 higher. Cows and bulls sold 1-3.00 higher. Trade was good demand.

Tulare Livestock Auction - Tulare CA
Tuesday Sales
Last Reported: 2/11
Head: 1,000
Trade Weight: 1,400
Yield: 63

Comment: Steers and heifers sold steady. Feeder steers and heifers sold mostly steady. Cows and bulls sold steady. Slaughter bulls sold steady to 2.00 higher. Trade was good demand.

Roswell Livestock Auction - Roswell NM
Tuesday Sales
Last Reported: 2/11
Head: 1,000
Trade Weight: 1,400
Yield: 63

Comment: Steers and heifers sold steady. Feeder steers and heifers sold steady to 4.00 higher. Cows and bulls sold 1-3.00 higher. Slaughter bulls sold steady. Trade was good demand.

Joplin Reg. Stockyards Feeder Cattle - Carthage MO
Tuesday Sales
Last Reported: 2/11
Head: 1,000
Trade Weight: 1,400
Yield: 63

Comment: Steers and heifers sold steady. Feeder steers and heifers sold steady. Cows and bulls sold mostly steady. Slaughter bulls sold steady. Trade was good demand.

Joplin Reg. Stockyards Feeder Cattle - Oklahoma City OK
Tuesday Sales
Last Reported: 2/11
Head: 1,000
Trade Weight: 1,400
Yield: 63

Comment: Steers and heifers sold steady. Feeder steers and heifers sold steady. Cows and bulls sold mostly steady. Slaughter bulls sold steady. Trade was good demand.

Tulsa Livestock Auction - Tulsa OK
Tuesday Sales
Last Reported: 2/11
Head: 1,000
Trade Weight: 1,400
Yield: 63

Comment: Steers and heifers sold steady. Feeder steers and heifers sold steady. Cows and bulls sold steady. Slaughter bulls sold steady. Trade was good demand.

Roswell Livestock Auction - Roswell NM
Tuesday Sales
Last Reported: 2/11
Head: 1,000
Trade Weight: 1,400
Yield: 63

Comment: Steers and heifers sold steady. Feeder steers and heifers sold steady to 4.00 higher. Cows and bulls sold 1-3.00 higher. Slaughter bulls sold steady. Trade was good demand.

Joplin Reg. Stockyards Feeder Cattle - Carthage MO
Tuesday Sales
Last Reported: 2/11
Head: 1,000
Trade Weight: 1,400
Yield: 63

Comment: Steers and heifers sold steady. Feeder steers and heifers sold steady. Cows and bulls sold mostly steady. Slaughter bulls sold steady. Trade was good demand.

Joplin Reg. Stockyards Feeder Cattle - Oklahoma City OK
Tuesday Sales
Last Reported: 2/11
Head: 1,000
Trade Weight: 1,400
Yield: 63

Comment: Steers and heifers sold steady. Feeder steers and heifers sold steady. Cows and bulls sold mostly steady. Slaughter bulls sold steady. Trade was good demand.

Tulsa Livestock Auction - Tulsa OK
Tuesday Sales
Last Reported: 2/11
Head: 1,000
Trade Weight: 1,400
Yield: 63

Comment: Steers and heifers sold steady. Feeder steers and heifers sold steady. Cows and bulls sold steady. Slaughter bulls sold steady. Trade was good demand.

Direct Sales of Feeder & Slaughter Cattle. Click on link to view latest report.

↑ Contents

Nebraska Direct Cattle - Nebraska
Tuesday Sales
Last Reported: 2/11
Head: 1,000
Trade Weight: 1,400
Yield: 63

Comment: Feeder steers and heifers sold steady to higher. Demand was good. Feeder supply was light. Slaughter cows and bulls sold 2-6.00 lower. Demand was good. Slaughter supply was light. Compared to last week, Holstein steers sold steady. Holstein heifers sold steady. Holstein cows and bulls sold steady. Holstein calves sold steady.

Eastern Colorado Direct Cattle Report (BUNNINGHOFF)
Tuesday Sales
Last Reported: 2/11
Head: 1,000
Trade Weight: 1,400
Yield: 63

Comment: Compared to last week, feeder steers and heifers sold steady on limited comparable sales. Demand was good. Feeder supply was light. Slaughter cows and bulls sold 2-6.00 higher on very limited comparable sales. Demand was good. Slaughter supply was light. Compared to last week, Holstein steers sold steady. Holstein heifers sold steady. Holstein cows and bulls sold steady. Holstein calves sold steady.

Nebraska Direct Cattle Report (NAUGHOUST)
Tuesday Sales
Last Reported: 2/11
Head: 1,000
Trade Weight: 1,400
Yield: 63

Comment: Feeder steers and heifers sold steady to higher. Demand was good. Feeder supply was light. Slaughter cows and bulls sold 2-6.00 lower. Demand was good. Slaughter supply was light. Compared to last week, Holstein steers sold steady. Holstein heifers sold steady. Holstein cows and bulls sold steady. Holstein calves sold steady.

Southern Direct Cattle (ALLIANCE/LUNDGREN)
Tuesday Sales
Last Reported: 2/11
Head: 1,000
Trade Weight: 1,400
Yield: 63

Comment: Feeder steers and heifers sold steady on limited comparable sales. Demand was good. Feeder supply was light. Slaughter cows and bulls sold 2-6.00 higher on very limited comparable sales. Demand was good. Slaughter supply was light. Compared to last week, Holstein steers sold steady. Holstein heifers sold steady. Holstein cows and bulls sold steady. Holstein calves sold steady.

Southeast Direct Cattle Report (ALLIANCE/LUNDGREN)
Tuesday Sales
Last Reported: 2/11
Head: 1,000
Trade Weight: 1,400
Yield: 63

Comment: Compared to last week, Feeder steers and heifers sold steady on a light demand. Feeder supply was light. Slaughter cows and bulls sold 2-6.00 higher on very limited comparable sales. Demand was good. Slaughter supply was light. Compared to last week, Holstein steers sold steady. Holstein heifers sold steady. Holstein cows and bulls sold steady. Holstein calves sold steady.

Texas Direct Cattle Report
Tuesday Sales
Last Reported: 2/11
Head: 1,000
Trade Weight: 1,400
Yield: 63

Comment: Compared to last week, Current FOB steers and heifers sold 1-3.00 lower. Demand was moderate. Supply was light. Current FOB cows and bulls sold 2-6.00 higher. Demand was good. Supply was light. Current FOB calves sold steady. Demand was good. Supply was light. Current delivered steers and heifers sold steady. Demand was good. Supply was light. Current delivered cows and bulls sold steady. Demand was good. Supply was light. Current delivered calves sold steady. Demand was good. Supply was light.

Wyoming Nebraska Direct Cattle Report
Tuesday Sales
Last Reported: 2/11
Head: 1,000
Trade Weight: 1,400
Yield: 63

Comment: Feeder steers and heifers sold steady. Demand was good. Feeder supply was light. Slaughter cows and bulls sold 2-6.00 higher on very limited comparable sales. Demand was good. Slaughter supply was light. Compared to last week, Holstein steers sold steady. Holstein heifers sold steady. Holstein cows and bulls sold steady. Holstein calves sold steady.

Livestock U.S. Economic Profile Reports are available on The Cattle Range

↑ Contents

USDA Weekly Hay Reports *Click on state for detailed report.*

- California
- Colorado
- Idaho
- Kansas
- Missouri
- Montana
- Nebraska
- Oklahoma
- Oregon
- South Dakota
- Texas
- WICHITA Combine Area
- Wyoming

Although all information in this site is believed to be accurate, we assume no responsibility for errors, omissions, or misinterpretations.

Copyright © 2020 - The Cattle Range - All Rights Reserved