The Cattle Range

www.cattlerange.com

Weekly Market Summary

For the week ending March 7, 2025

Compared to last week, fed cattle trade in the Southern Plains was steady with Northern Plains trade higher. Feeder cattle and stocker calves traded higher. Live cattle futures and feeder cattle futures were both higher. The dressed beef cutouts were higher with corn lower.

Cattle/Beef Market-Strength Indexes

10 Day Index Trendline	60 Day Index Trendline
Change from Previous Day: +2.80%	Change from 60 Days Ago: +4.68%
Change from 10 Days Ago: +2.96%	Change from 60 Day High: -8.94%

Indexes track the daily market values for the past 10 & 60 days. Each value is the weighted total of the Gain/(Loss) for 15 major market factors compared to the previous trading day.

Click Here **to receive the WMS** on Saturday mornings or to have it sent to friends & associates.

Fed Cattle: Trade in the Southern Plains was steady at 197.00 while Northern Plains trade was 2.00 to 4.00 higher at 200.00 to 202.00. In the 3 front months, Live Cattle futures were 6.43 to 7.70 higher. USDA's steer carcass weight data showed weights averaged 946 lbs. this week, compared to 954 lbs. last week and 914 lbs. last year.
S: This Week: 197.00 / Month Ago: 206.00 / Year Ago: 185.00 / 5 Year Avg: 148.59
N: This Week: 201.00 / Month Ago: 208.00 / Year Ago: 185.50 / 5 Year Avg: 150.07

Feeder Steers: The national average price for feeder steers was 280.51, 0.70 higher with trade mostly 3.00 lower to 5.00 higher. In the 3 front months, Feeder Cattle futures closed 2.00 to 7.08 higher.
This Week: 280.51 / Month Ago: 276.92 / Year Ago: 254.03 / 5 Year Avg: 188.66

Stocker Steers: The national average price for stocker steers was 348.77, 5.31 higher with trade mostly 4.00 lower to 7.00 higher.
This Week: 348.77 / Month Ago: 344.55 / Year Ago: 316.76 / 5 Year Avg: 222.00

CME Feeder Cattle Index: 273.77… -7.29 lower - 52 Week High: 281.68 on 1/30/25
This Week: 273.77 / Month Ago: 275.59 / Year Ago: 248.74 / 5 Year Avg: 186.87

Boxed Beef Cutout: The Choice cutout was 3.07 higher at 314.90 and the Select cutout 3.75 higher at 305.80. The Choice/Select spread is at 9.10, 0.68 narrower.
This Week: 314.90 / Month Ago: 321.87 / Year Ago: 307.04 / 5 Year Avg: 281.19

Cutter Cow Cutout: 2.59 higher at 297.08.

Slaughter Cows: Trade mostly 2.00 lower to 3.00 higher.

Total red meat production under Federal inspection for the week ending Saturday, March 8th was estimated at 1032.4 million lbs. according to the USDA Marketing Service. This was 1.6 percent lower than a week ago and 1.3 percent higher than a year ago. Cumulative meat production for the year to date was 3.6 percent lower compared to the previous year.

Corn: March futures at 4.6925, 0.0025 lower.

Contents:

- Weekly Market Overview
- Stocker & Feeder Cattle Weekly Receipts
- Feeder & Stocker Steer Prices
- 5 Year Moving Avg. - Stocker, Feeder, & Fed Steers
- Regional Auction Reports
- Direct Sales of Feeder & Stocker Cattle by State
- Cattle Futures' Long-Term Market Outlook
- Mexican Feeder Cattle Weekly Import Summary
- Canadian Fed Cattle
- Chart of the Week
- Photo of the Week
- "Shootin' the Bull" Weekly Analysis
- Fed Cattle
- Feedyard Closeouts: Profit/(Loss)
- Feeder Steers/Corn Correlation
- Slaughter Cattle by Class
- Boxed Beef Cutouts
- USDA National Retail Beef Report
- Est. Weekly Meat Production Under Federal Inspection
- Bullish/Bearish Consensus: Cattle & Corn
- U.S. Dollar - 6 Month Chart
- Stock Markets & Economic News
- Weather Outlook
- National Grain Summary
- Selected Auction Reports
- Direct Sales of Feeder & Stocker Cattle
- Weekly Hay Reports

***Links to the articles below** are included because we found them to be of interest but their content does not necessarily reflect the views of The Cattle Range.*

Click your "Back Button" to return to the WMS.

- ADM Recalls Select Pelleted Cattle Nutrition Feed Products
- Weekly Beef, Pork, & Corn Export Highlights
- U.S. Jobless Claims Recede from 3-Month High
- Farmer Sentiment Rises as Current Conditions Improve on U.S. Farms
- Restaurant Performance Index increased 1.0% in January
- R-CALF USA Supports New Tariffs; Recommends More
- Price Forecasts Reflect Greater Calf Supply in 2025
- The Role of Stockers in Today's Cattle Market
- Weather Outlook: Dry Conditions expected again in 2025

^ Contents

Market Overview:

www.cattlerange.com	03/07/25	Last Week	1 Month Ago	1 Year Ago	5 Yr. Avg.
CME Feeder Index	273.77	281.06	275.59	248.74	186.87
Live Cattle Futures	03/07/25	Last Week	1 Month Ago	1 Year Ago	5 Yr. Avg.
April	200.27	192.65	200.77	187.60	147.41
June	196.47	188.77	196.77	183.42	148.16
August	194.35	187.92	192.10	182.25	149.97
Feeder Futures	03/07/25	Last Week	1 Month Ago	1 Year Ago	5 Yr. Avg.
March	276.97	274.97	264.90	249.20	188.96
April	278.15	273.00	264.90	254.10	191.71
May	278.20	271.12	263.60	256.75	194.20
Fed Cattle	03/07/25	Last Week	1 Month Ago	1 Year Ago	5 Yr. Avg.
S. Central	197.00	197.00	206.00	185.00	148.59
N. Central	201.00	198.00	208.00	185.50	150.07
Feedyard Closeouts	03/07/25	Last Week	1 Month Ago	1 Year Ago	5 Yr. Avg.
Current	169.38	129.08	167.66	(211.95)	(40.40)
Future (Projected)	(106.18)	(228.23)	(208.64)	(177.14)	(97.62)
Avg. National Prices	03/07/25	Last Week	1 Month Ago	1 Year Ago	5 Yr. Avg.
Feeder Steers	280.51	279.81	276.92	254.03	188.66
Stocker Steers	348.77	343.45	344.55	316.76	222.00
Boxed Beef Cutout	03/07/25	Last Week	1 Month Ago	1 Year Ago	5 Yr. Avg.
Choice	314.90	311.83	321.87	307.04	281.19
Select	305.80	302.05	312.90	297.43	263.16
Spread	9.10	9.78	8.97	9.61	18.02
Cutter Cow Cut-Out	297.08	294.49	287.56	249.16	223.86
Crude Oil Futures	67.01	70.07	70.96	78.01	88.35
Grain Prices	03/07/25	Last Week	1 Month Ago	1 Year Ago	5 Yr. Avg.
Omaha Corn	4.44	4.55	4.77	4.47	5.43
Kansas City Wheat	5.24	5.32	5.55	5.19	6.69
May Corn Futures	4.6925	4.6950	4.8750	4.3975	5.2660
May Wheat Futures	5.5125	5.5575	5.8775	5.3775	6.7613

Download TCR's Mobile App

Available on the App Store

GET IT ON Google Play

^ Contents

National Feeder & Stocker Cattle Sale Receipts:
Data released by USDA on Monday, 3/1/25 for week ending Saturday, 3/1/25

Week Ending:	3/1/25	Last Week	1 Year Ago	2 Years Ago	3 Years Ago	3 Yr. Avg.
Auctions	244,600	80,300	227,500	209,200	239,700	225,467
Direct Sales	31,700	11,400	46,200	42,300	32,700	40,400
Video/Internet	4,300	53,400	6,200	41,800	12,600	20,200
www.cattlerange.com						
Total	280,600	145,100	279,900	293,300	285,000	286,067
This Week +/-	-	93.4%	0.3%	-4.3%	-1.5%	-1.9%

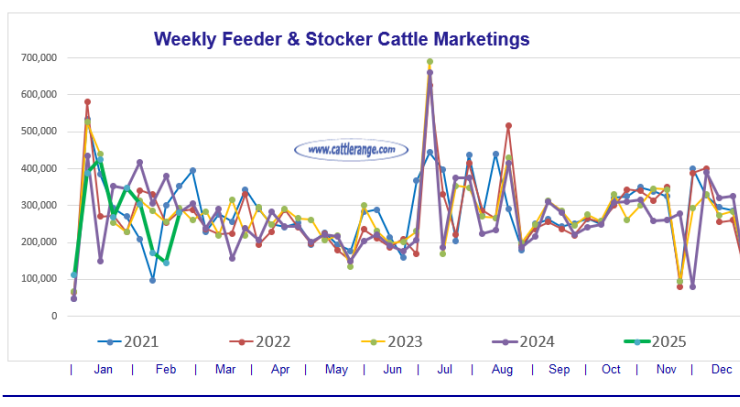

The Feeder & Stocker Cattle prices below are statewide average prices compiled to show the overall price trend and do not represent prices for any specific market/region within a state.

^ Contents

Feeder Steers:

700 lb. - 800 lb. Steers	03/07/25	Last Week	1 Month Ago	1 Year Ago	5 Yr. Avg.
Dakotas	299.86	301.87	302.75	270.67	203.08
Iowa	287.80	290.76	287.80	265.14	197.13
Missouri	288.28	286.29	282.31	257.77	193.85
Montana	291.07	295.01	293.04	266.84	196.28
Nebraska	297.25	300.23	294.28	272.32	204.55
Wyoming	294.77	297.75	295.76	268.31	198.46
North Central Avg.	293.17	295.32	292.66	266.84	198.89
Arkansas	273.75	274.73	269.78	249.61	183.94
Colorado	280.72	283.70	279.36	257.73	193.59
Kansas	288.13	286.24	282.27	257.73	193.84
New Mexico	276.79	277.29	272.98	251.40	187.00
Oklahoma	283.30	286.29	281.31	259.75	192.33
Texas	282.71	283.55	278.73	254.17	188.61
South Central Avg.	280.90	281.97	277.41	255.07	189.88
Alabama	269.20	266.22	263.25	245.82	177.69
Florida	262.25	258.29	256.31	237.64	172.24
Georgia	269.38	266.40	262.51	247.72	176.99
Kentucky	271.52	266.57	265.57	247.75	182.78
Louisiana	270.81	266.21	264.24	245.87	177.38
Mississippi	270.67	266.69	264.71	246.07	177.76
Tennessee	270.91	265.35	265.36	245.95	181.57
Virginia	269.40	264.49	263.50	244.85	181.14
Southeast Avg.	269.27	265.03	263.18	245.21	178.44
Arizona	271.20	273.67	266.76	245.01	183.49
California	278.25	278.06	273.48	247.21	187.57
Idaho	281.14	278.37	277.07	251.74	189.10
Nevada	279.83	276.85	276.04	248.66	187.21
Oregon	280.27	277.29	276.10	250.92	188.48
Utah	279.39	276.42	275.42	248.15	187.34
Washington	280.72	277.73	276.23	251.32	188.81
Western Avg.	278.69	276.91	274.44	249.00	187.43
Overall Average	280.51	279.81	276.92	254.03	188.66
This Week +/-	-	0.3%	1.3%	10.4%	48.7%

Stocker Steers:

500 lb. - 600 lb. Steers	03/07/25	Last Week	1 Month Ago	1 Year Ago	5 Yr. Avg.
Dakotas	366.08	361.56	374.26	333.30	237.61
Iowa	355.05	351.09	357.04	324.55	231.62
Missouri	361.85	358.37	358.87	325.86	227.60
Montana	362.51	361.02	365.12	327.22	232.03
Nebraska	362.89	367.85	378.55	335.40	241.62
Wyoming	365.86	364.37	368.35	328.95	234.11
North Central Avg.	362.37	360.71	367.03	329.21	234.10
Arkansas	347.30	340.32	345.21	314.22	216.84
Colorado	353.26	352.16	356.14	325.67	231.08
Kansas	360.91	357.44	357.94	325.01	226.83
New Mexico	342.55	338.18	339.48	319.55	221.54
Oklahoma	360.22	355.11	355.14	325.20	226.21
Texas	352.06	344.55	342.05	321.14	221.55
South Central Avg.	352.72	347.96	349.33	321.80	224.01
Alabama	340.98	333.03	332.06	308.78	209.14
Florida	337.02	331.25	324.32	303.91	203.70
Georgia	338.78	332.48	328.11	308.62	207.63
Kentucky	328.47	320.11	325.24	297.66	209.56
Louisiana	337.22	329.65	330.28	307.15	207.20
Mississippi	338.64	331.22	331.12	309.39	208.06
Tennessee	328.74	320.90	324.92	294.54	208.39
Virginia	327.44	319.14	322.82	293.25	207.99
Southeast Avg.	334.66	327.22	327.36	302.91	207.71
Arizona	336.41	331.49	332.66	310.12	218.80
California	338.55	331.30	336.77	313.28	223.54
Idaho	350.23	343.35	335.80	315.26	223.72
Nevada	345.65	337.61	333.02	312.54	221.90
Oregon	350.98	342.03	335.24	314.02	222.63
Utah	345.22	337.08	332.51	312.11	221.52
Washington	350.14	342.57	335.29	314.54	223.08
Western Avg.	345.31	337.92	334.47	313.12	222.17
Overall Average	348.77	343.45	344.55	316.76	222.00
This Week +/-	-	1.5%	1.2%	10.1%	57.1%

^ Contents

Stocker, Feeder & Fed Steers Moving Averages
July 6, 2008 thru March 7, 2025

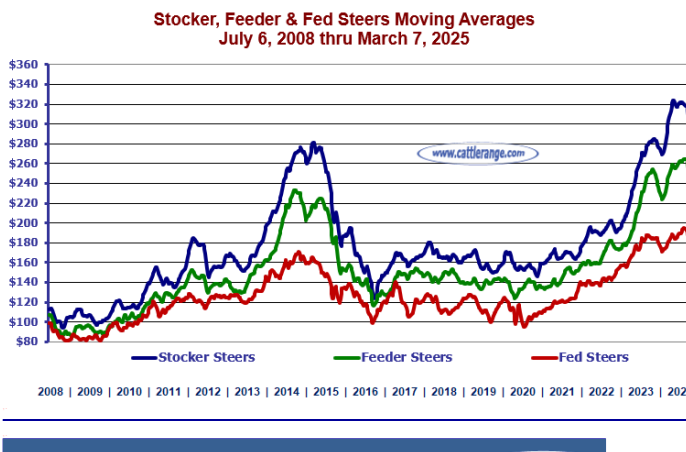

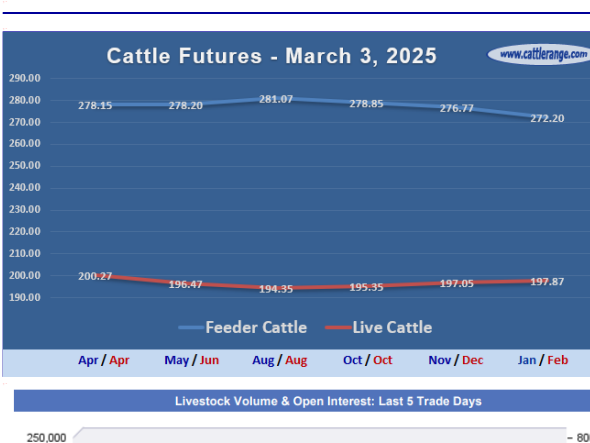

Trade Date	Futures Volume
02/27/2025	168,685
02/28/2025	199,343
03/03/2025	197,037
03/04/2025	224,589
03/05/2025	196,421

Trade Date	Futures Open Interest
02/27/2025	737,671
02/28/2025	733,677
03/03/2025	731,439
03/04/2025	722,533
03/05/2025	710,194

Top Expirations Traded On: 03/05/2025

Product Description	Month	Volume	OI
FDR CATTLE FUT	MAR25	6,189	10,458
FDR CATTLE FUT	MAY25	6,163	18,133
FDR CATTLE FUT	AUG25	3,524	16,531
FDR CATTLE FUT	SEP25	1,234	3,876
FDR CATTLE FUT	APR25	10,460	26,397
Total Feeder Cattle Futures		28,676	79,516
Product Description	**Month**	**Volume**	**OI**
LV CATTLE FUT	OCT25	7,130	34,345
LV CATTLE FUT	DEC25	3,754	22,528
LV CATTLE FUT	AUG25	13,086	59,002
LV CATTLE FUT	APR25	33,867	133,418
LV CATTLE FUT	JUN25	21,114	90,134
Total Live Cattle Futures		80,754	352,358
Product Description	**Month**	**Volume**	**OI**
LEAN HOGS FUT	JUL25	10,423	38,376
LEAN HOGS FUT	OCT25	5,111	30,882
LEAN HOGS FUT	AUG25	9,854	30,935
LEAN HOGS FUT	APR25	36,401	91,157
LEAN HOGS FUT	JUN25	22,564	58,381
Total Lean Hog Futures		86,985	278,274
Product Description	**Month**	**Volume**	**OI**
PORK CUTOUT FUT	JUL25	0	3
PORK CUTOUT FUT	MAY25	6	19
PORK CUTOUT FUT	APR25	0	17
PORK CUTOUT FUT	JUN25	0	7
Total Pork Cutout Futures		6	46

Cattle Futures: Charts of Commitment of Traders

^ Contents

Mexican Feeder Cattle Weekly Import Summary

Total Crossings

IMPORTS		Current Week (2/24/2025)	Previous Week (2/17/2025)	Current YTD 2025	Previous YTD 2024
Mexico to U.S.		10,707	6,870	24,416	213,446
	Feeder Cattle	10,659	6,802	23,816	211,220
	Cattle Other	0	0	312	1,523
	Horses	48	68	288	703
Total		10,707	6,870	24,416	213,446

Mexico to US Import Report for 3/5/2025 (Final)

SANTA TERESA, NM, DOUGLAS, AZ, AND PRESIDIO, TX IMPORT FACILITIES WILL BE OPENED ALL WEEK UNLESS OTHERWISE NOTED. NOGALES, AZ WILL BE CLOSED THE REST OF THE WEEK. ALL OTHER PORTS ARE CLOSED UNTIL FURTHER NOTICE.

Douglas, AZ - Compared to Tuesday, steer calves and yearlings sold steady. Heifers traded steady. Trade active, demand good. Supply consisted of steers and spayed heifers weighing 500-800 lbs.

Santa Teresa, NM - Compared to Tuesday, steer calves and yearlings sold steady. Heifers traded steady. Trade active, demand good. Supply consisted of steers and spayed heifers weighing 500-800 lbs.

Import Crossings

		Current (est) 3/5/2025	Current WTD (est) 3/5/2025
Feeder Cattle			
Mexico to Arizona		850	3,950
	Douglas	850	2,450
	Nogales		1,500
Mexico to New Mexico		1,350	3,800
	Santa Teresa	1,350	3,800
Mexico to Texas		550	1,700
	Presidio	550	1,700
Total:		2,750	9,450

Alberta Beef Producers... Calgary AB:

It has been a volatile week with bids all over the map. On Thursday the US government granted exemptions on any goods imported into the US that are compliant with the free trade agreement. Following the positive news packer interest picked up and light trade was reported with dressed sales ranging from $430.00-450.00/cwt delivered, $8.00-28.00/cwt lower than last week. Cattle that traded were being scheduled for the end half of March to the first half of April delivery.

^ Contents

Chart of the Week:

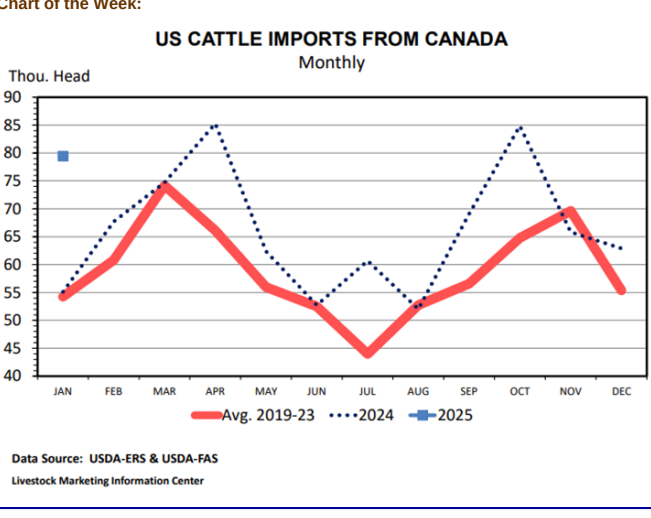

^ Contents

Photo of the Week:



- **40 Reg. Horned Hereford Bulls... East TX**

^ Contents

"Shootin' the Bull" Weekly Analysis:

In my opinion, traders shook off the first 3 minutes of sharply lower trading at Monday's opening and never looked back. The wide positive basis spread gave reason to try to converge it, and traders did just such. A great change is believed to have taken place this week. That being, the basis is shifting from months of being positive, (cash leads the way), to now a negative basis, suggesting great expectations for future prices. This to me is a fundamental change of the market. While not necessarily a foretelling price direction change, but one in which producers won't be hampered with marketing in the future at a discount. What I think it will do is provide false hope of cash trading back to these levels, for which they may or may not. I think the fundamentals of the cattle market are as clear as ever. There is woefully too much processing and production capacity for the amount of inventory available on the open market. I believe great swaths of cattle have been consumed into vertically integrated supply chains, leaving fewer for the large production capacity available. So, the lines in the sand appear very distinct. That being, cattlemen believe cattle are going to go higher because there are fewer cattle, but beef demand, for which is and has been spurred by aggressive consumer spending, is slowing down. It is not as noticeable due to the large cuts processors have made in an attempt to manipulate supplies in a manner that keeps prices elevated for their product. However, load counts and restaurant performance continues to show consumers slowing in discretionary spending habits.

This time frame is one of a fundamental change of the industry, with historical working capital at stake, and every sector having to manipulate production or processing in some manner to produce margin. Whether it takes another $30.00 to $50.00 higher or $30.00 to $50.00 lower to accomplish the agenda of strengthening vertically integrated supply chains, you are in the midst of it right now. A derivative can only assist in a function of production after the decision has been made to participate in production to begin with. There is no need to hedge cattle you don't have or are not going to buy, you are simply a speculator. So, recall that the line of production is that you assume risk (speculate) when you buy cattle, hedge when you no longer want to assume all the risk, yet become a speculator again if you offset hedges. In more cases than not, that decision to become a speculator again comes with most likely a loss already attached to it. Lastly, take a gander at a price chart. The volatility and price expanse you are currently experiencing is exceptional, but not historic. I stated this week that I believe traders are using shovels to dig and fill back in the tiger traps. I have seen them use backhoes, and then trackhoes to dig those holes in the past. So, as difficult as meeting margins may be, and as unpleasant as it is seeing money go by you could have made, weigh the potential reward factor with the potential loss factor and then make your best decision based upon what you can't live with.

Although cattle feeders saw no end to the higher price of incoming inventory, they did get a little help in some of their input costs. Corn sold off $.70&1/4 via the July contract giving producers an opportunity to book some feed at a price not available since December of '24. At the week's end though, traders pushed July back to $4.77&1/2, over $.25 off the low. Recommendations have been made all week for cattle feeders to fix some feed costs into the summer. Crude oil plummeted and diesel fuel not far behind. From the high made 1/16, May diesel fell $.32 to its low and is about $.03 off the low. As these were previous bottoms and believed support, I recommended topping off farm tanks or booking more spring fuel needs to average any higher price already paid.

Bonds continue to sell off from the sharp rally the past two weeks. Although I am not a seller of bonds, one may want to consider adjusting any rates they can. The stark contrast between the previous administration and current leads me to expect further radical changes in the political arena, world order arena, and most likely a great deal of having to live within one's means going forward. As cattle producers and consumers both benefited from the gracious giving of the previous administration, I have to believe the benefit will erode with the new administration's attempts to rein in spending.

Christopher B. Swift is a commodity broker and consultant with Swift Trading Company in Nashville, TN. Mr. Swift authors the daily commentaries "mid day cattle comment" and "Shootin' the Bull" commentary found on his website @ **www.shootinthebull.com**

An investment in futures contracts is speculative, involves a high degree of risk and is suitable only for persons who can assume the risk of loss in excess of their margin deposits. You should carefully consider whether futures trading is appropriate for you in light of your investment experience, trading objectives, financial resources and other relevant circumstances. PAST PERFORMANCE IS NOT NECESSARILY INDICATIVE OF FUTURE RESULTS.

^ Contents

Fed Cattle:

USDA reported on Friday afternoon in the Southern Plains, negotiated cash trading has been mostly inactive on very light demand. The last reported market was on Thursday with live FOB purchases at 197.00. In Nebraska, negotiated cash trading has been active on good demand. Compared to last week, live FOB and dressed delivered purchases traded 2.00-4.00 higher from 200.00-202.00 and 315.00-317.00, respectively. In the Western Cornbelt, negotiated cash trading has been light with moderate demand. Compared to last week, on a light test, live FOB purchases traded 2.00-4.00 higher from 200.00-202.00. Not enough dressed delivered purchases for a market trend, last week dressed delivered purchases traded at 313.00.

5 Area Weekly Fed Cattle Weighted Averages:

Texas/Oklahoma/New Mexico; Kansas; Nebraska; Colorado; Iowa/Minnesota feedlots
(Includes all transactions regardless of delivery day)
Recap for: Tuesday, 3/4/2025

Head Count:	2,516	Week Ago:		Last Year:	208
Week to Date:	2,871	Week Ago:		Last Year:	363

Negotiated Cash Sales

	Head Count	Weight Range	Price Range	Avg. Weight	Avg. Price
STEERS: LIVE FOB					
Over 80% Choice		-	-		
65 - 80% Choice	110	1,320 - 1,320	195.00 - 195.00	1,320	195.00
35 - 65% Choice	280	1,250 - 1,250	195.00 - 195.00	1,250	195.00
0 - 35% Choice		-	-		
Total all grades	390	1,250 - 1,320	195.00 - 195.00	1,270	195.00
STEERS: LIVE DELIVERED					
No Reportable Trades.					
STEERS: DRESSED DELIVERED					
No Reportable Trades.					
STEERS: DRESSED FOB					
No Reportable Trades.					
HEIFERS: LIVE FOB					
Over 80% Choice	658	1,385 - 1,400	197.00 - 197.00	1,393	197.00
65 - 80% Choice	312	1,300 - 1,300	195.00 - 195.00	1,300	195.00
35 - 65% Choice		-	-		
0 - 35% Choice		-	-		
Total all grades	970	1,300 - 1,400	195.00 - 197.00	1,363	196.36
HEIFERS: LIVE DELIVERED					
No Reportable Trades.					
HEIFERS: DRESSED DELIVERED					
No Reportable Trades.					

Daily Formula Base Volume

Tue Feb 25	Wed Feb 26	Thu Feb 27	Fri Feb 28	Mon Mar 03
31,978	32,449	40,857	24,976	123,626

Purchasing Basis Volume

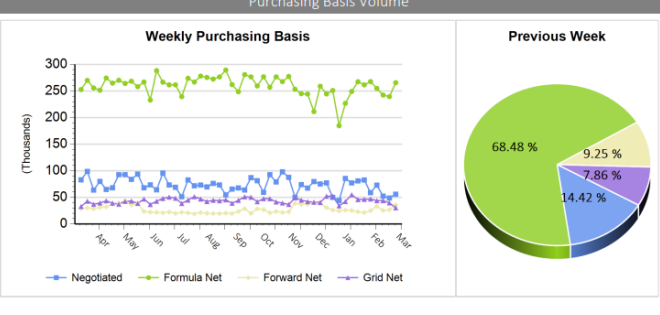

^ Contents

This week's Feedyard Closeouts...

Closeout projections are for cattle placed on feed by a cattle owner at a commercial feedyard and not for cattle owned by a vertically integrated company such as a beef processing company or a feedyard feeding cattle at cost. Cattle cost, cost of gain, and selling price will vary on a regional basis. Cost includes $15 per head for freight to feedyard.

Typical closeout for un-hedged steers sold this week:

- Placed On Feed 200 days ago = August 19, 2024
- Projected P/(L) based on the futures when placed on feed: **($141.64)**

***Cost** of 800 lb. steer delivered @ $243.99 per cwt. + $15 freight:	$1,966.92
Feed Cost for 700 lbs. @ $1.06 per lb.	$742.00
Interest on cattle cost for 200 days:	$102.39
Interest on feed cost:	$19.31
Total Cost & Expense:	**$2,830.62**
****Sale proceeds:** 1,500 lb. steer @ **$200.00** per cwt:	**$3,000.00**
This week's Profit/(Loss) per head:	**$169.38**
Profit/(Loss) per head for previous week:	$126.08
Change from previous week:	+$43.30
Sale price necessary to breakeven:	**$188.71**

**CME Feeder Cattle Index* ***USDA Market News*

Projected closeout for steers placed on feed this week:

- Projected Sale Date @ 200 days on feed = September 23, 2025

***Cost** of 800 lb. steer delivered @ $276.09 per cwt. + $15 freight:	$2,223.72
Feed Cost for 700 lbs. @ $0.99 per lb.	$693.00
Interest on cattle cost for 200 days:	$103.57
Interest on feed cost:	$16.14
Total Cost & Expense:	**$3,036.43**
****Sale proceeds:** 1,500 lb. steer @ **$195.35** per cwt:	**$2,930.25**
This week's Profit/(Loss) per head:	**($106.18)**
Profit/(Loss) per head for previous week:	($228.23)
Change from previous week:	+$122.05
Sale price necessary to breakeven:	**$202.43**

**CME Feeder Cattle Index* ***October Live Cattle Futures Contract*

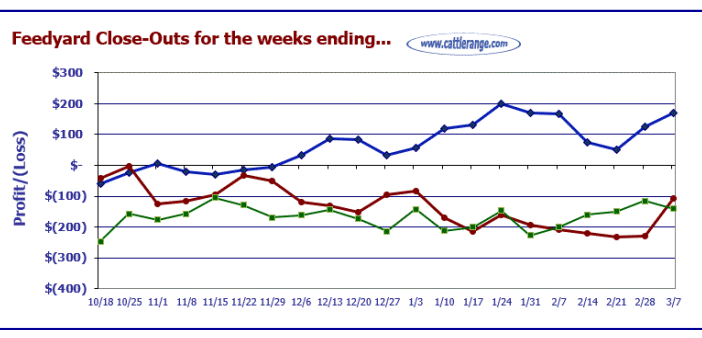

Closeout for un-hedged steers placed on feed 180 days ago & sold this week:	**$169.38**
Projection based on the futures when placed on-feed 200 days ago:	**($141.64)**
Projection based on the futures for steers placed on-feed this week:	**($106.18)**

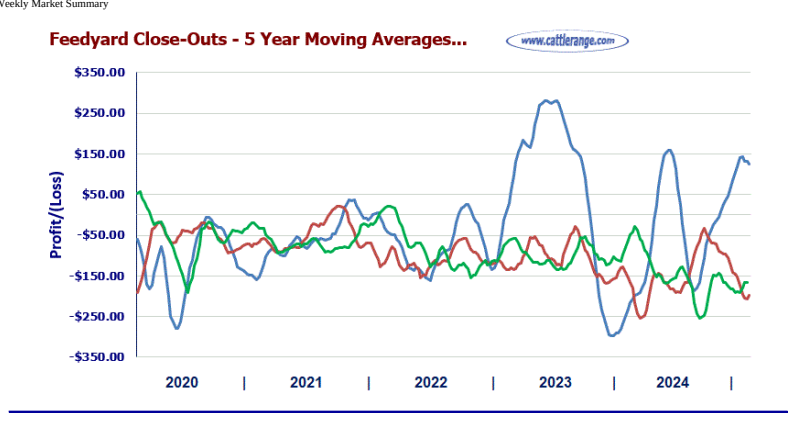

^ Contents

Feeder Steers/Corn Correlation: 5 Year Moving Average

Per cwt. price for feeder & slaughter steers compared to the cost of 25 bushels of corn.

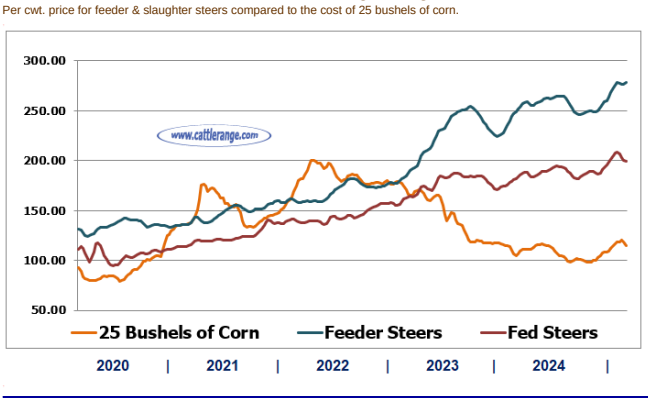

^ Contents

Federally Inspected Slaughter Cattle by Class:

Released by USDA Market News Service for last week.

Federally Inspected Slaughter Head & Percentage by Class - U.S.		
Cattle		
	Head	% of Total
Steers	278,259	49.3%
Heifers	185,974	32.9%
Dairy Cows	51,607	9.1%
Other Cows	43,396	7.7%
Bulls	5,501	1.0%
Total	**564,737**	

Livestock Slaughter under Federal Inspection:

Daily Slaughter									
					Prev Week	Last Year	2025	2024	YTD
Fri Mar 7, 2025		Week Ago	Year Ago	WTD	WTD	WTD	YTD	YTD	% Change
Calves	1,000	1,000	949	5,000	5,000	4,542	30,797	46,378	-33.6%
Cattle	108,000	107,000	96,325	575,000	564,000	583,294	5,520,948	5,933,230	-7.0%
Hogs	485,000	480,000	441,321	2,302,000	2,438,000	2,334,456	23,953,089	25,183,017	-4.9%
Sheep	4,000	5,000	6,101	39,000	39,000	43,130	334,980	353,512	-5.2%

					Prev Week	Last Year	2025	2024	YTD
Sat Mar 8, 2025		Week Ago	Year Ago	WTD	WTD	WTD	YTD	YTD	% Change
Calves	0	0	5	5,000	5,000	4,547	30,797	46,383	-33.6%
Cattle	3,000	2,000	701	578,000	566,000	583,995	5,523,948	5,933,931	-6.9%
Hogs	116,000	100,000	105,876	2,418,000	2,538,000	2,440,332	24,069,089	25,288,893	-4.8%
Sheep	0	0	496	39,000	39,000	43,626	334,980	354,008	-5.4%

^ Contents

Boxed Beef Cutouts:

USDA Estimated Boxed Beef Cut-out Values as of 2:30 PM on 3/7/25

Based on negotiated prices and volume of boxed beef cuts delivered within 0-21 days and on average industry cutting yields. Values reflect U.S. dollars per 100 pounds.

	Choice 600-900	Select 600-900
Current Cutout Values:	314.90	305.80
Change from prior day:	1.78	2.29
Choice/Select spread:	9.10	
Total Load Count (Cuts, Trimmings, Grinds):	101	

Composite Primal Values		
Primal Rib	482.22	442.88
Primal Chuck	262.09	262.53
Primal Round	282.00	284.81
Primal Loin	408.68	381.84
Primal Brisket	243.71	250.24
Primal Short Plate	216.47	216.47
Primal Flank	150.16	150.59

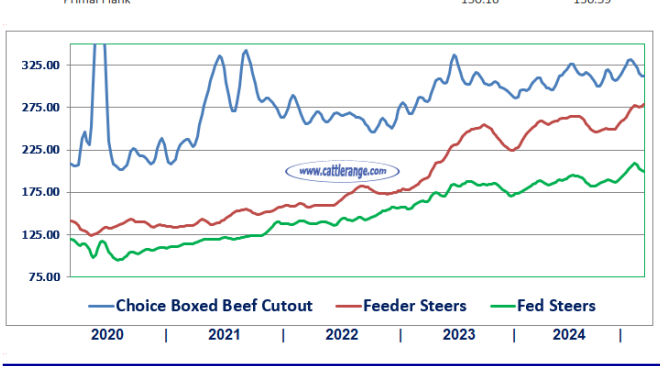

USDA National Steer & Heifer Estimated Grading Percent Report:

Released by USDA Market News Service for last week.

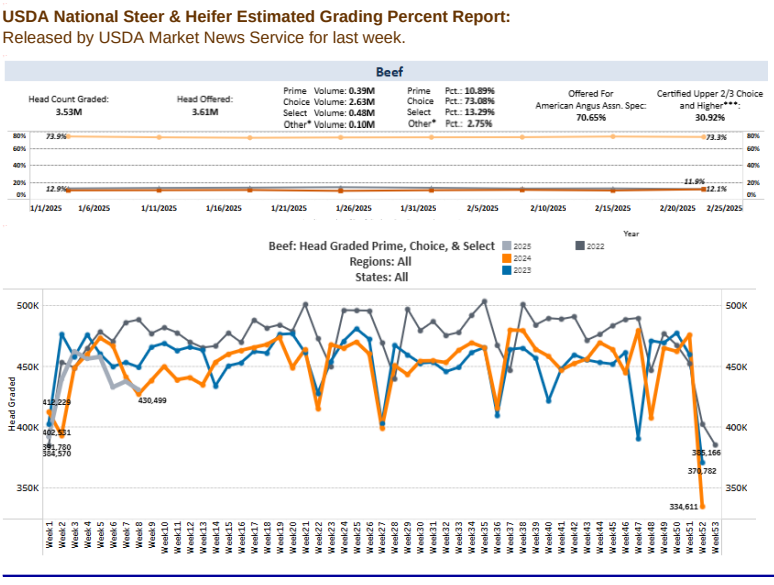

Last Week's Trade Data:

Beef:

Net sales of 13,400 MT for 2025 were down 27 percent from the previous week and 31 percent from the prior 4-week average. Increases were primarily for South Korea (3,300 MT, including decreases of 1,500 MT), Japan (2,900 MT, including decreases of 900 MT), China (2,500 MT, including decreases of 300 MT), Taiwan (2,100 MT, including decreases of 200 MT), and Mexico (1,000 MT, including decreases of 500 MT).

Exports of 13,200 MT were down 11 percent from the previous week and 17 percent from the prior 4-week average. The destinations were primarily to Japan (3,800 MT), South Korea (3,400 MT), China (2,300 MT), Mexico (1,300 MT), and Taiwan (800 MT).

Pork:

Net sales of 42,400 MT for 2025 were up 32 percent from the previous week and 27 percent from the prior 4-week average. Increases primarily for Mexico (21,800 MT, including decreases of 400 MT), China (11,300 MT, including decreases of 100 MT), Japan (3,200 MT, including decreases of 300 MT), Colombia (1,900 MT, including decreases of 100 MT), and South Korea (1,300 MT, including decreases of 700 MT), were offset by reductions for Canada (100 MT).

Exports of 32,200 MT were down 6 percent from the previous week and 3 percent from the prior 4-week average. The destinations were primarily to Mexico (13,500 MT), Japan (4,200 MT), South Korea (4,200 MT), China (3,000 MT), and Colombia (2,000 MT).

^ Contents

USDA National Retail Beef Report:

National Summary of Advertised Prices for Beef at Major Retail Supermarket Outlets

This week in beef retail the Feature Rate increased by 0.8 percent and the Activity Index increased by 15.8 percent. Compared to last week items from the chuck, rib, round, sirloin, other/misc., and variety meat sections showed a decrease in ad space while items from the loin, deli and ground sections showed an increase. Carcass items remained steady. With St. Patrick's Day approaching, items from the brisket showed the largest increase this week with corned beef brisket flats being the largest contributing factor.

NATIONAL			
Metric	Current Week (CW)	Previous Week (PW)	Previous Year (PY)
Total Outlets	24,824	24,824	
Activity Index	97,790	84,375	
Feature Rate (%)	85.3%	84.5%	

^ Contents

Est. Weekly Meat Production Under Federal Inspection:

Total red meat production under Federal inspection for the week ending Saturday, March 8th was estimated at 1032.4 million lbs. according to the USDA Marketing Service. This was 1.6 percent lower than a week ago and 1.3 percent higher than a year ago. Cumulative meat production for the year to date was 3.6 percent lower compared to the previous year.

^ Contents

3 Year Bullish/Bearish Consensus Charts from SentimenTrader:

The theory behind the "Bullish/Bearish Consensus" indicator is when the public reaches a consensus, **they are usually wrong:**

- They get too bullish after prices have risen and too bearish after they have already fallen.

Because of this tendency, there are often extremes in opinion right before major changes in trend:

- When the public reaches a bullish extreme, i.e., a great majority thinks prices will keep rising, then prices often decline instead.
- And when they become too bearish, then prices tend to rise.

So when Public Opinion moves above the **red dotted line** in the chart, it means that compared to other readings over the past year, you're seeing **excessive optimism**. You also want to look at the absolute level of Opinion, too - if it's at 90%, then there's no question we're seeing an historic level of bullish opinion. Watch for readings above 80% (or especially 90%) to spot those dangerous times when the public is overly enthusiastic about a commodity.

Conversely, when Public Opinion moves below the **green dotted line**, then the public is **excessively pessimistic** about the commodity's prospects for further gains compared to their opinion over the past year. Looking for absolute readings under 20% (or especially 10%) often indicates an upturn in the market.

Cattle Bullish/Bearish Consensus: 3 Year Chart

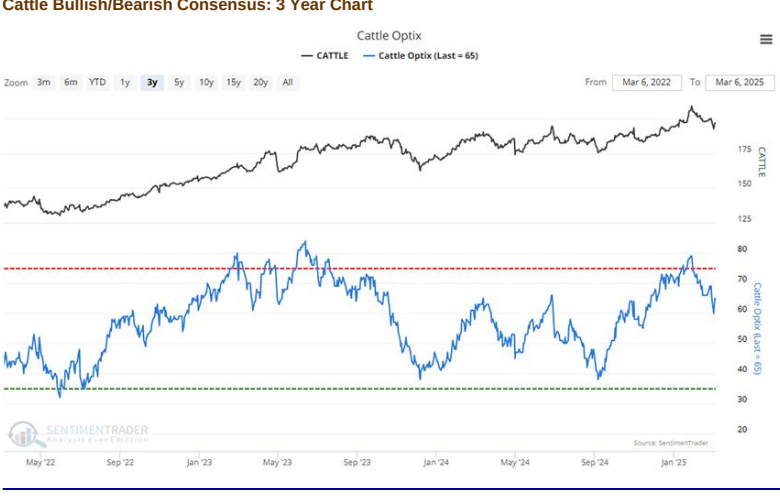

Corn Bullish/Bearish Consensus: 3 Year Chart

^ Contents

U.S. Dollar - 6 Month Chart:

Over the past 5 years, an average of around 12% of U.S. beef production has been exported, making exports an extremely important factor affecting beef and cattle prices. A strong dollar depresses export demand.

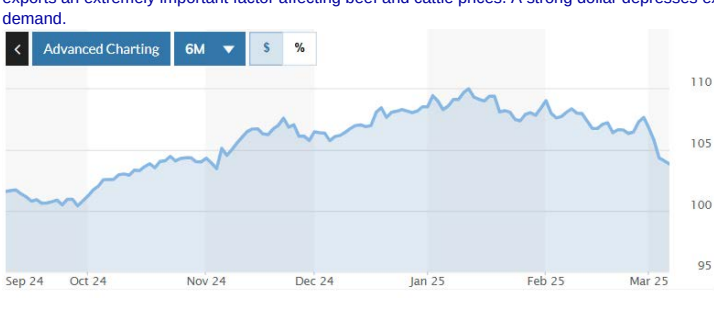

- U.S. Dollar Index

^ Contents

Stock Markets & Economic News:

T. Rowe Price

Tariff fears, inflation, and growth concerns weigh on U.S. stocks

U.S. stocks declined during what ended as the worst week for some major indexes since early September. The S&P 500 Index, Nasdaq Composite, S&P MidCap 400 Index, and Russell 2000 Index all fell by over 3%, while the Dow Jones Industrial Average shed 2.37%, erasing most of its year-to-date gains.

Ongoing uncertainty around trade policy remained a focal point throughout the week as Tuesday marked the deadline for President Donald Trump's previously announced tariffs of 25% on Canadian and Mexican imports along with an additional 10% on Chinese imports. The Trump administration announced a slew of exemptions and delays for the tariffs later in the week—including an announcement that goods covered by the U.S.-Mexico-Canada Agreement would be exempt for one month—however, the continued uncertainty and changing policies appeared to take a toll on investor sentiment during the week.

Manufacturing growth slows, while services activity accelerates

The week's busy economic calendar kicked off on Monday with the Institute for Supply Management's (ISM) manufacturing Purchasing Managers' Index (PMI). According to the report, manufacturing activity expanded slightly in February with an index reading of 50.3%, down 0.6 percentage points from January (readings above 50% indicate expansion, while readings below 50% signal contraction). Notably, the new orders portion of the index registered a sharp drop into contraction territory—falling to 48.6% from 55.1%—and the prices component of the index surged to 62.4% from 54.9% in January.

Meanwhile, the ISM's services PMI increased 0.7 percentage points to 53.5%, the eighth consecutive month of expansion, and the services employment index increased 1.6 percentage points to 53.9%, the highest reading since December 2021.

U.S. Stocks:

Index	Friday's Close	Week's Change	% Change YTD
DJIA	42,801.72	-1,039.19	0.61%
S&P 500	5,770.20	-184.30	-1.89%
Nasdaq Composite	18,196.22	-651.06	-5.77%
S&P MidCap 400	2,987.09	-108.06	-4.29%
Russell 2000	2,075.48	-87.59	-6.94%

^ Contents

"**Click Here**" to view a Slide Show of Drought Monitor maps for the last 12 weeks

For the eighth week in a row, drought expanded in the Southwest, including a new area of Exceptional Drought (D4) in Arizona. Exceptional Drought (D4) also emerged in South Central Texas. Other areas with worsening drought conditions include parts of the Midwest (Illinois, Missouri, Indiana), the Southeast, and Hawaii.

37.25% of the U.S. and 44.41% of the lower 48 states are in drought this week. ↑ 6.9% since last week ↑ 5.1% since last month	**213.3 Million** acres of major crops in U.S. are experiencing drought conditions this week. ↑ 5.3% since last week ↑ 15.2% since last month	**143.2 Million** people in the U.S. and 141.9 Million in the lower 48 states are affected by drought this week. ↑ 9.1% since last week ↑ 3.1% since last month	**46** U.S. states are experiencing Moderate Drought (D1) or worse this week. — No change since last week — No change since last month

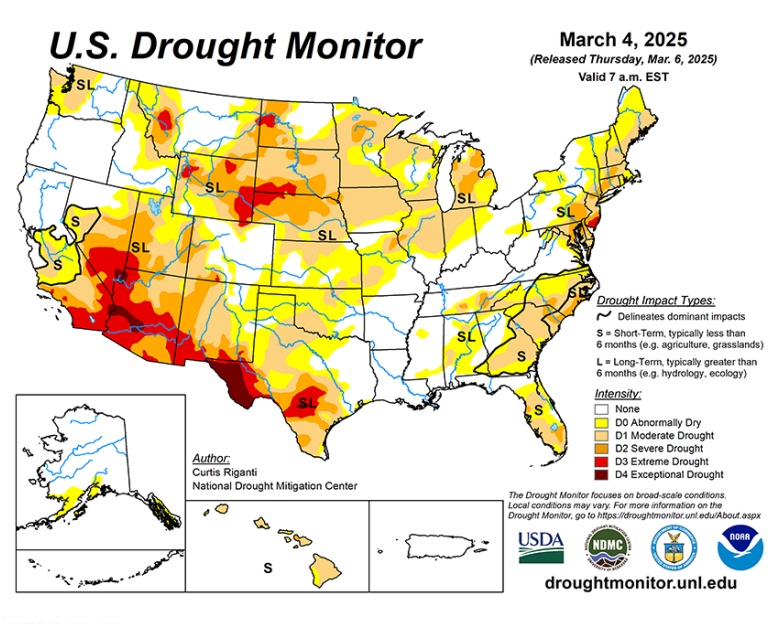

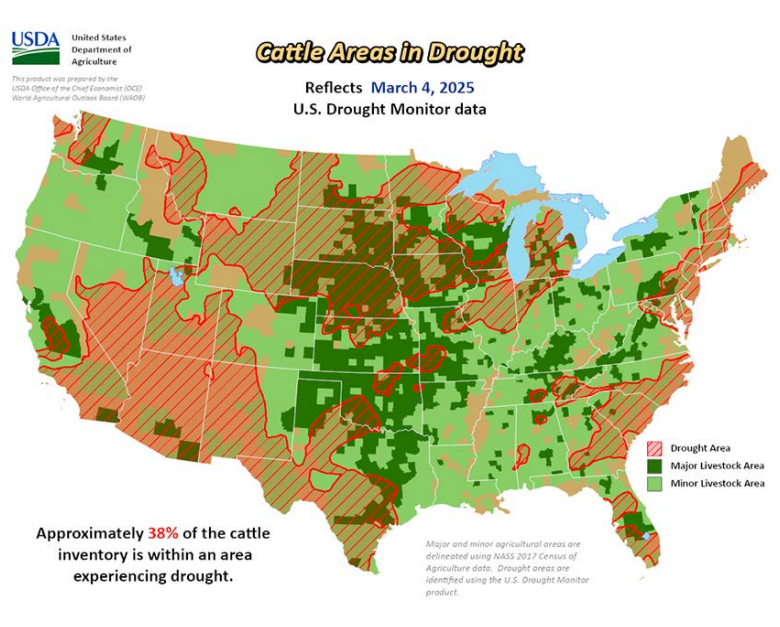

Canadian 90-Day Percent of Average Precipitation:

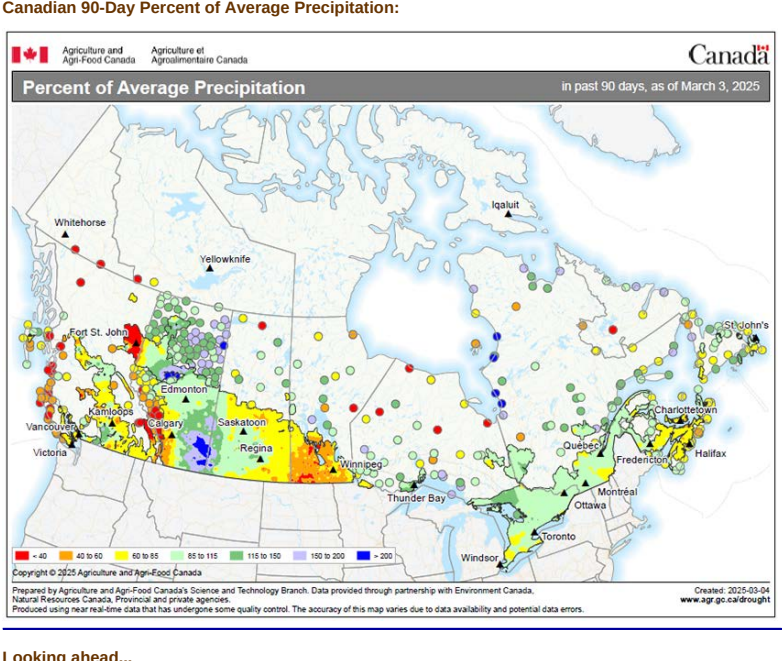

Looking ahead...

Through the evening of Monday, March 10, the National Weather Service Weather Prediction Center is forecasting parts of coastal and high elevation California, along with portions of the high elevation West to receive 0.75 or more inches of precipitation, though this is mostly expected to miss New Mexico, Montana, northern Idaho, Washington and Oregon. A few other corridors of at least a half inch of precipitation are forecast across northern Nebraska, from southeast Oklahoma to South Carolina and the Florida Panhandle, and in New England. Some areas of the Southeast may receive at least 1 inch of rainfall.

Looking ahead to March 11-15, the National Weather Service Climate Prediction Center forecast favors above-normal precipitation in the northern Contiguous U.S. and strongly favors above-normal precipitation in the western, and especially southwestern, U.S. Below-normal precipitation is favored in most of Texas, especially in far southern reaches of the state. Colder-than-normal temperatures are favored across the West, while warmer-than-normal weather is favored across most of the central and eastern Contiguous U.S.

Precipitation & Temperature Outlooks:

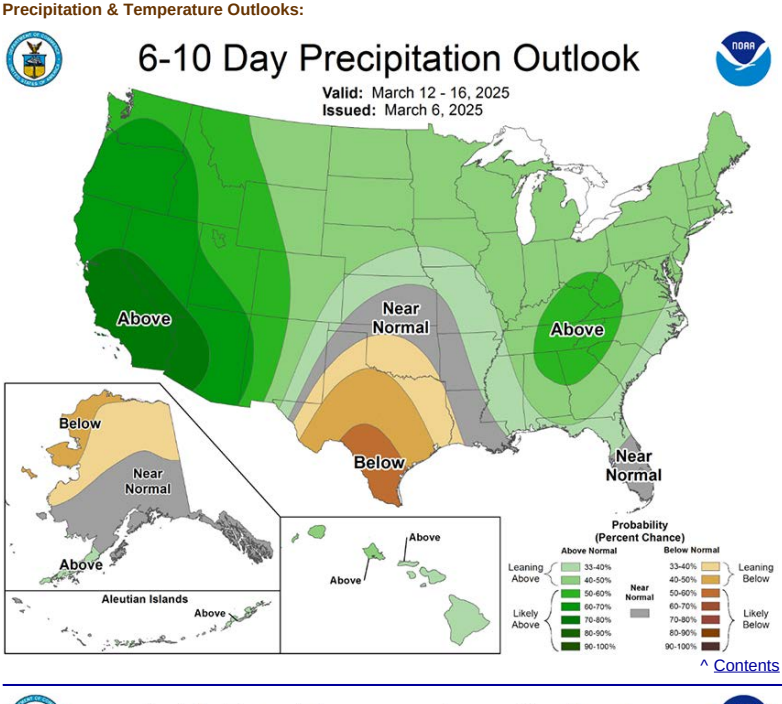

^ Contents

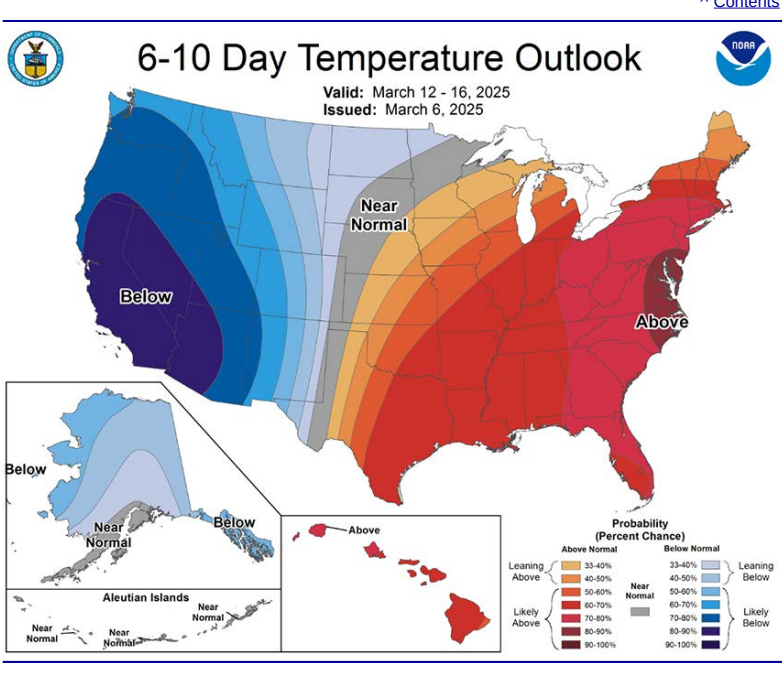

^ Contents

Weekly Grain Market Review:

Grain Prices	03/07/25	Last Week	1 Month Ago	1 Year Ago	5 Yr. Avg.
Omaha Corn	4.44	4.55	4.77	4.47	5.43
Kansas City Wheat	5.24	5.32	5.55	5.19	6.69
May Corn Futures	4.6925	4.6950	4.8750	4.3975	5.2660
May Wheat Futures	5.5125	5.5575	5.8775	5.3775	6.7613

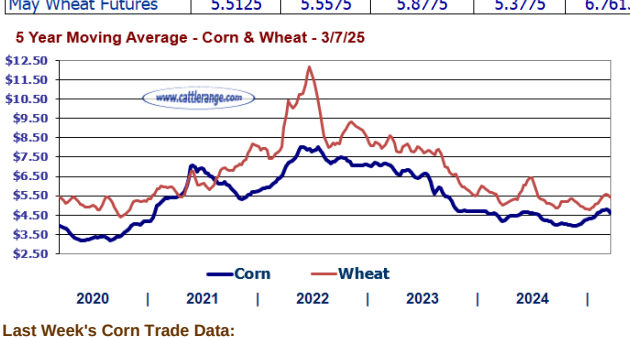

Last Week's Corn Trade Data:

Net sales of 909,100 MT for 2024/2025 were up 15 percent from the previous week, but down 32 percent from the prior 4-week average. Increases primarily for Japan (260,600 MT, including 149,600 MT switched from unknown destinations and decreases of 62,200 MT), Mexico (249,400 MT, including 54,000 MT switched from unknown destinations and decreases of 89,100 MT), South Korea (132,200 MT, including decreases of 800 MT), Colombia (117,200 MT, including 29,900 MT switched from unknown destinations and decreases of 106,000 MT), and Portugal (92,600 MT, including 55,000 MT switched from Spain), were offset by reductions for unknown destinations (248,100 MT), El Salvador (9,500 MT), and Costa Rica (8,400 MT). Net sales of 52,000 MT for 2025/2026 were reported for Japan (42,000 MT) and Mexico (10,000 MT).

Exports of 1,266,900 MT were down 4 percent from the previous week and 10 percent from the prior 4-week average. The destinations were primarily to Mexico (409,900 MT), Japan (272,600 MT), Spain (138,400 MT), Portugal (92,600 MT), and the Netherlands (72,600 MT).

^ Contents

Regional Auction Reports... Click Link to view entire report

Last Friday & Saturday Auctions:

Burwell Livestock Auction Market - Burwell NE
This Week: 1,320
Last Reported: 2,110
Last Year: 3,244
No comparable offerings from two weeks ago a trend will not be given for steers or heifers. Demand was good with active internet bidding.

Ft. Pierre Livestock Auction - Ft. Pierre SD
This Week: 6,998
Last Reported: 4,039
Last Year: 5,911
Compared to last week: steers from 600 lbs to 649 lbs were 3.00 to 5.00 lower, steers from 650 lbs to 749 lbs were 4.00 to 10.00 higher, steers from 750 lbs to 849 lbs were 3.00 to 5.00 lower, steers from 850 lbs to 900 lbs were steady to 2.00 higher; heifers from 550 lbs to 599 lbs were 3.00 to 5.00 lower, heifers from 600 lbs to 699 lbs were 8.00 to 12.00 higher, other weight classes not well compared.

Lexington Livestock Market - Lexington, NE
This Week: 3,110
Last Reported: 1,429
Last Year: 2,978
Compared to last week steers over 600 lbs sold steady to 6.00 higher and heifers over 650 lbs sold steady to 4.00 higher. Demand was good from the buyers in the crowd with internet activity noticed.

Torrington Livestock Commission - Torrington WY
This Week: 941
Last Reported: 1,350
Last Year: 401
Compared to last week; slaughter and feeder cows traded mostly steady with a few instances 2.00 lower on cows carrying flesh. Slaughter bulls traded 5.00 lower on a limited test.

Cattleman's Livestock Auction - Belen NM
This Week: 428
Last Reported: 755
Last Year: 525
Compared to last week: Steer and heifer calves sold steady to 2.00-3.00 higher, with limited comparisons, Feeder steers and heifers sold 8.00-10.00 higher. Slaughter cows and bulls sold 2.00-4.00 higher. Trade moderate demand good.

Santa Teresa Livestock Auction (Imported Mexican Cattle) - Santa Teresa NM
This Week: 402
Last Reported: 610
Last Year: 0
No recent sales to compare to, last reported sale was in November. Trade active, demand good. Bulk of supply consisted of steers and spayed heifers weighing 400-900 lbs. All cattle sold were of Mexican Origin.

Eastern MO Commission Company - Bowling Green, MO
This Week: 2,186
Last Reported: 406
Last Year: 710
Compared to the last special two weeks ago, steer and heifer calves under 550 lbs sold with a sharply higher undertone with few comparisons from last sale, 550-600 lb steers sold 10.00-12.00 higher, 6 weights sold 10.00-20.00 higher, with 700-850 lbs trading 3.00-10.00 higher, over 850 lbs sold with a higher undertone. Feeder heifers weighing 550-600 lbs sold 10.00-20.00 higher, 600-650 lbs traded 10.00-15.00 higher, 650-800 lbs sold 4.00-8.00 higher with 800-850 lbs selling with a higher undertone.

Smith County Commission - Carthage TN
This Week: 1,095
Last Reported: 241
Last Year: 0
Compared to last week Feeder Steers/ Bulls 25.00 to 30.00 Higher; Feeder Heifers 35.00 higher with instances of 50.00 higher with strong buyer presence; Slaughter Cows mostly steady; Slaughter Bulls steady to 4.00 higher. Quality good with strong demand.

Carolina Stockyards – Livestock Auction – Siler City, NC
This Week:
Last Reported:
Last Year:
Sale report unavailable.

Monday Auctions:

Sioux Falls Regional Livestock Report - Worthing SD
This Week: 3,418
Last Reported: 5,860
Last Year: 4,878
Compared to last week: Feeder steers and heifers unevenly steady. Very good demand for this nice offering of feeder steers and heifers. The market was very active on the lighter weight cattle, still active on the bigger finishing types.

Tri-State Livestock Auction Market - McCook NE
This Week: 2,882
Last Reported: 760
Last Year: 1,650
Not enough to show a comparison to last week. Demand was good to moderate on a good selection of grass and feeder cattle offered.

Oklahoma National Stockyards Feeder Cattle - Oklahoma City OK
This Week: 11,500
Last Reported: 4,335
Last Year: 8,847
Compared to last week: Feeder steers and heifers steady to mostly 4.00 lower. Stocker steers and steer calves 8.00-12.00 higher. Stocker heifers and heifer calves mostly steady. Demand moderate to good for feeders as cattle futures continue to trade in the red. Buyers more finicky for kind and condition. Demand still very good for stockers and calves, especially steers.

Tulsa Livestock Auction - Tulsa, OK
This Week: 3,102
Last Reported: 1,060
Last Year: 2,798
Compared to last week: Steer and heifer calves sold 2.00 to 10.00 higher with largest increases on light weight stocker calves. Demand was moderate to good.

Roswell Livestock Auction - Roswell NM
This Week: 1,608
Last Reported: 1,768
Last Year: 1,717
Compared to last weeks sale; Steer calves 350-550 lbs sold 1.00-9.00 higher with exception of 400-450 lbs and 550-600 lbs that were 6.00-9.00 lower. Feeder steer yearlings 600-800 lbs sold 6.00-12.00 lower. Heifer calves 300-400 lbs were 12.00-15.00 higher and 400-500 lbs sold 3.00-9.00 higher while 500-600 lbs were steady to 2.00 lower. Heifer yearlings had no comparable sales. Slaughter cows were steady to 2.00 higher and slaughter bulls sold 4.00 lower.

Joplin Reg. Stockyards Feeder Cattle - Carthage MO
This Week: 13,100
Last Reported: 5,403
Last Year: 9,298
Compared to last week feeder steers under 500 lbs. sold 5.00-15.00 lower. Weights over 500 lbs. sold steady to 8.00 higher. Feeder heifers under 500 lbs. sold steady to 11.00 lower. Heavier weights sold steady to 12.00 higher. Supply was heavy with very good demand.

Callaway Livestock Center - Kingdom City MO
This Week: 3,136
Last Reported: 1,326
Last Year: 3,008
Compared to last week, a much larger offering this week with few good comparisons with steer calves under 550 lbs selling with a sharply higher undertone, 550-650 lbs sold fully steady to firm and over 650 lbs including the pot loads of big yearlings weighing over 800 lbs all sold with a firm to higher undertone, several groups of 750-800 lb steers sold firm to 4.00 higher with last week's offering. Feeder heifers weighing 400-700 lbs all sold with a firm undertone.

Mid-South Livestock - Unionville TN
This Week: 943
Last Reported: 651
Last Year: 796
Compared to last week, Feeder Steers 5.00-15.00 higher with instances of 20.00 higher; Feeder Bulls 10.00-20.00 higher with instances of 25.00 higher; Feeder Heifers 5.00-15.00 higher with instances of 20.00 higher; Slaughter Cows steady to 2.00 lower; Slaughter Bulls 3.00 lower.

Saluda Livestock Exchange - Saluda, SC
This Week: 499
Last Reported: 634
Last Year: 0
No comparisons made this week on feeder steers and feeder bulls due to limited comparable sales, feeder heifers 8.00 higher. Slaughter cows 7.00 higher. Slaughter bulls steady. Moderate offerings of plain to average quality cattle with active buyer participation.

United Producers Inc. - Harned KY
This Week: 716
Last Reported: 612
Last Year: 789
Compared to last week; Feeder steers and feeder heifers sold 5.00 to 8.00 higher. with instances of sharply higher. Slaughter cows and slaughter bulls sold steady.

Tuesday Auctions:

Miles City Livestock Commission Auction - Miles City, MT
This Week: 2,451
Last Reported: 1,153
Last Year: 1,659
Compared to last week: Feeder steers under 600 lbs sold steady to 10.00 higher, steers over 600 lbs were too lightly tested to develop an accurate market trend, however steady to higher undertones were noticed.

All weights of feeder heifers sold 5.00-10.00 higher in a narrow comparison. Feeder quality this week was mostly average to attractive, and overall quality was more attractive this week compared to last weeks sale. Heifer quality was mostly attractive this week as several ranches sold replacement quality heifers.

Winter Livestock Auction - Riverton, WY
This Week: 967
Last Reported: 747
Last Year: 732
Compared to last Tuesday on Feeder Calf Special; slaughter cows mostly steady, slaughter bulls instances 4.00-9.00 higher on a light offering with feeder cows mostly steady. Feeder calves compared to two weeks ago; steers mostly steady with heifers under pressure with lower undertones noted. Demand moderate to good.

Winter Livestock - La Junta CO
This Week: 1,762
Last Reported: 1,402
Last Year: 2,416
Trade activity and demand was moderate to good. Feeder steers under 500lbs sold 2.00 to 7.00 lower. Steers between 500 and 650 sold 1.00 to 5.00 higher. Steers over 650 sold 4.00 to 5.00 lower. Feeder heifers under 550lbs sold mostly 1.00 to 6.00 lower. ply Heifers over 550lbs sold 3.00 to 7.00 higher with instances of sharply higher. Breaker slaughter cows sold 1.00 lower. Boner cows sold 2.00 lower and lean cows of average dressing sold 2.00 higher. Slaughter bulls of average dressing sold 1.00 lower.

OKC West Livestock Auction - El Reno, OK
This Week: 4,500
Last Reported: 10,820
Last Year: 9,444
Compared to last week: Steer and heifer calves sold fully steady compared to last weeks sharply higher market. Demand remains good for calves and stocker cattle.

Lonestar Stockyards - Wildorado, TX
This Week: 1,722
Last Reported: 947
Last Year: 1,068
Compared to last week: Feeder steers and heifers traded mostly 1.00 to 5.00 higher. Calves were too lightly tested last week for a market trend. Trading activity was active on good buyer demand. Quality was very attractive, with the majority of the supply consisting of yearling cattle straight off the wheat or consignments from the Texas Angus Breeders sale. Slaughter cows too lightly tested for a market trend. Slaughter bulls mostly 5.00 higher

Ozarks Regional Stockyards - West Plains MO
This Week: 2,575
Last Reported: 2,689
Last Year: 3,131
Compared to last week, feeder steers and heifers sold steady to 4.00 higher. Steer and heifer calves sold unevenly steady from 3.00 lower to 3.00 higher. Demand was moderate and improved throughout the day.

Mid-State Stockyards LLP - Letohatchee, AL
This Week: 1,185
Last Reported: 864
Last Year: 1,290
Compared to one week ago: Slaughter cows and bulls sold 3.00 to 6.00 higher. Replacement cows sold steady. Feeder cattle sold mostly steady.

Calhoun Stockyard - Calhoun, GA
This Week: 377
Last Reported: 199
Last Year: 461
Compared to one week ago, slaughter cows 2.00 to 5.00 lower, slaughter bulls mostly steady, feeder steers and steer calves lightly tested, feeder bulls, feeder heifers and heifer calves 3.00 to 5.00 higher, bull calves mostly steady, replacement cows mostly steady.

Blue Grass Stockyards - Lexington, KY
This Week: 1,064
Last Reported: 812
Last Year: 804
Compared to last Tuesday feeder steers under 700 lbs sold steady to 5.00 higher with good demand; yearlings packages sold 5.00 to 7.00 higher with very good demand. Feeder heifers under 550 lb sold 5.00 to 10.00 higher with instances sharply higher for weaned thin-fleshed packages. Slaughter cows sold steady with good demand. Slaughter bulls sold steady to 5.00 higher on high dressing individuals.

Producers Livestock Auction - Salina, UT
This Week: 1,072
Last Reported: 754
Last Year: 724
Since last week's report, feeder steers are up an average of 3.00, feeder heifers are up an average of 6.00-7.00, feeder bulls are down an average of 10.00. With slaughter cattle, breaker cows are down an average of 1.00-7.00, boner cows are down an average of 1.00, lean cows are up an average of 4.00, slaughter bulls are down an average of 4.00-7.00. Replacement bred cows are up an average of 177.00 per unit and bred cows that are per cwt are down an average of 12.00, replacement bred heifers are up an average of 2.00 per unit.

Wednesday Auctions:

Hub City Livestock Auction - Aberdeen SD
This Week: 5,995
Last Reported: 7,475
Last Year: 6,728
Compared to last week: steers 650 to 699 lbs, 750 to 799 lbs, and 850 to 899 lbs mostly steady, 700 to 749 lbs, 800 to 849 lbs, and 900 to 999 lbs 3.00 to 7.00 lower. Heifers 600 to 649 lbs and 700 to 799 lbs mostly steady with instances up to 4.00 higher on 700 to 749 lbs, 650 to 699 lbs and 800 to 849 lbs 8.00 to 10.00 lower. Very good demand for another large offering this week.

Bassett Livestock Auction - Bassett NE
This Week:
Last Reported:
Last Year:
Sale report unavailable.

Huss Platte Valley Auction - Kearney NE
This Week: 4,088
Last Reported: 5,115
Last Year: 2,276
Compared to last week steers 650-900 lbs sold steady to 5.00 higher with steers over 900 lbs selling steady to 7.00 lower. Heifers 500-750 lbs sold steady to 3.00 higher with heifers over 750 lbs selling steady to 5.00 lower.

OKC West - El Reno OK
This Week: 13,398
Last Reported: 10,820
Last Year: 9,444
Compared to last week: Feeder steers under 900 lbs sold 1.00-3.00 lower; over 900 steady to 3.00 higher. Feeder heifers traded 3.00-8.00 lower. Demand moderate to good despite the lower market buys were very aggressive. Steer and heifer calves sold fully steady compared to last weeks sharply higher market. Demand remains good for calves and stocker cattle.

Clovis Livestock Auction - Clovis, NM
This Week: 1,690
Last Reported: 2,056
Last Year: 1,725
Compared to last weeks sale; Steer calves 400-450 lbs sold 4.00 lower and 500-550 lbs were 8.00 lower while 450-500 lbs sold 8.00 higher and 550-600 lbs were 15.00 higher. Steer feeder yearlings 600-850 lbs sold 1.00-13.00 higher. Heifer calves 300-350 lbs were 15.00 higher and 350-450 lbs sold 8.00-10.00 lower with 450-500 lbs at 11.00 higher. 500-600 lbs were steady to 4.00 lower. Heifer yearlings 600-850 lbs sold 1.00-8.00 higher except 750-800 lbs being 8.00 lower.

Winter Livestock Feeder Cattle Auction - Dodge City KS
This Week: 3,644
Last Reported: 4,150
Last Year: 4,082
Compared to last week, feeder steers over 700 lbs sold steady to 5.00 lower, under 700 lbs sold 5.00 higher. Heifers over 650 lbs sold steady to 5.00 higher, under 650 lbs sold steady to 10.00 higher. Slaughter cows sold 3.00 to 5.00 lower. Fleshier, reputation calves under 600 lbs sold 20.00 higher. Good demand for heavy supply.

Bloomfield Livestock Market - Bloomfield, IA
This Week:
Last Reported:
Last Year:
Sale report unavailable.

Springfield Livestock Auction - Springfield MO
This Week: 370
Last Reported: 2,122
Last Year: 1,661
Compared to last week, receipts were too light for an adequate price comparison for most weights, but steers and heifers sold with a steady to weaker undertone. Demand was moderate to light on a light supply.

South Central Regional Stockyards - Vienna, MO
This Week: 1,053
Last Reported: 1,407
Last Year: 1,923
Compared to the strong advance last Wednesday, feeder steers under 600 lbs 4.00-8.00 higher, over 600 lbs steady to 3.00 lower. Feeder heifers 3.00-6.00 lower. Slaughter cows 1.00-2.00 higher. Demand somewhat uneven- good to very good for steers and moderate to good for heifers. Feeder offering mostly good quality light grazing cattle weighing 400-650 lbs along with a few consignments of bigger yearlings weighing 700-800 lbs.

Roanoke Stockyard - Roanoke AL
This Week: 612
Last Reported: 1,162
Last Year: 847
Compared to one week ago: Feeder steers and bulls sold 4.00 to 6.00 higher, feeder heifers sold 2.00 to 4.00 higher. Slaughter cows sold 4.00 to 5.00 lower, slaughter bulls sold 8.00 higher. Replacement cows and pairs sold mostly steady.

Blue Grass Stockyards - Albany KY
This Week: 491
Last Reported: 1,024
Last Year: 557
Compared to last week: Feeder steers under 550lbs sold steady to 3.00 higher. Feeder steers over 550lbs sold mostly steady on a light test. Feeder heifers under 550lbs sold 4.00 to 8.00 higher. Feeder heifers over 550lbs sold steady to 4.00 higher. Slaughter cows sold 2.00 to 3.00 lower. Slaughter bulls sold steady.

Thursday Auctions:

Billings Livestock Commission Cattle Auction - Billings, MT
This Week: 2,633
Last Reported: 1,031
Last Year: 3,358
Compared to last week: Feeder steer calves were all too lightly tested to develop an accurate market trend, however steady undertones were noticed on steers under 750 lbs. Steers over 750 lbs were too lightly tested last sale to develop any market trend. All heifers were too lightly tested last sale to develop an accurate market trend, however higher undertones were noticed on all offerings. Demand was mostly good for moderate offerings. Quality this week was mixed from plain to attractive.

Mitchell Livestock Auction – Mitchell SD
This Week: 3,989
Last Reported: 6,519
Last Year: 4,970
Compared to last week: Feeder steers unevenly steady. On heifers 550-800 lbs. were steady to 1.00 higher, with instances 10.00 higher on light fleshed heifers. Heifers 800-850 lbs. were 8.00 lower, many carrying extra flesh. Demand was good.

Valentine Livestock Auction - Valentine NE
This Week: 870
Last Reported: 3,825
Last Year: 3,945
Today's auction started the day with weigh-ups, followed by the Russell Angus Bull Sale, then on to Dispersions and Liquidations of Bred cows, Bred heifers, other Bred Females and the completion of weigh ups to finish up the day. Demand was good with active internet bidding for all offerings.

Apache Livestock Auction - Apache, OK
This Week: 1,315
Last Reported: 2,574
Last Year: 1,821
Compared to last week: Feeder steers steady to 5.00 lower. Feeder heifers weighing 600 to 700 lbs. 10.00 higher, over 700 lbs. 5.00 to 10.00 lower. Steer calves 5.00 to 15.00 higher. Heifer calves under 500 lbs. 15.00 to 20.00 higher, over 500 lbs. 4.00 to 10.00 lower. Quality good to attractive with good demand. Slaughter cows 1.00 to 2.00 higher. Slaughter bulls 6.00 lower

Woodward Wtd Avg Cattle - Woodward OK
This Week: 1,642
Last Reported: 3,234
Last Year: 3,768
Compared to last week: Feeder steers 2.00 to 5.00 lower. Feeder heifers mostly steady. Steer calves 10.00 to 15.00 higher with instances of 20.00 higher. Heifer calves unevenly steady. Demand was moderate to active. Quality was average.

Winter Livestock Auction - Pratt KS
This Week: 4,759
Last Reported: 6,312
Last Year: 5,925
Compared to last week. feeder steers 700 lb to 975 lb sold from 2.00 higher to 4.00 lower. Steers 575 lb to 700 lb sold 4.00 to 8.00 higher. A lower trend was noted on steers under 575 lb. Feeder heifers 525 lb to 975 lb sold steady to 4.00 lower. Not enough heifer calves under 525 lb for a market yest, however a higher trend was noted. Demand was moderate, however was good on steers weighing 575 lb to 700 lb Slaughter cows sold 5.00 to 8.00 lower. Slaughter bulls sold 5.00 lower.

Farmers & Ranchers Livestock - Salina KS
This Week: 2,786
Last Reported: 4,022
Last Year: 2,888
Compared to last week steer calves sold 10.00 to 15.00 higher and 800 to 950 lb steers sold 2.00 to 6.00 lower. Heifer calves sold 5.00 to 10.00 higher while 650 to 850 lb heifers sold 1.00 higher to 1.00 lower. Receipts were moderate with good demand.

Cattleman's Livestock Auction - Dalhart TX
This Week: 2,524
Last Reported: 2,787
Last Year: 3,205
Compared to last week: There was a good turn out despite of a windy week and impending winter storm this coming weekend. There were few comparable sales but the market seemed positive. Both steer feeders and calves sold steady to higher with heifers steady to slightly lower. Slaughter cattle sold steady to 7.00 lower on average to high yielding cows. Trade was active on good demand.

Tulia Livestock Auction - Tulia, TX
This Week: 1,629
Last Reported: 3,297
Last Year: 2,446
Compared to last week: Feeder steers and heifers were 1.00 to 4.00 lower. Demand was moderate to good. High winds throughout the week, increasing fire dangers.

New Cambria Livestock Market - New Cambria, MO
This Week: 584
Last Reported: 1,620
Last Year: 657
Compared to last week, light calves under 600 lbs sharply lower with some similar sales of heavier weights steady. Slaughter cows 3.00 to 6.00 lower.

Bluegrass Stockyards South - Stanford KY
This Week: 725
Last Reported: 1,760
Last Year: 1,648
Compared to last Thursday: Feeder steers under 700 lbs 3.00-5.00 higher, 700-800 lbs 2.00-4.00 lower, over 800 lbs steady, Feeder and yearling heifers steady, Good demand for feeder and yearling classes. Slaughter cows steady to 3.00 lower, Slaughter bulls 3.00-5.00 higher, Good demand for slaughter classes.

Paris Stockyards - Paris KY
This Week: 1,728
Last Reported: 3,239
Last Year: 2,256
Compared to last Thursday the feeder market was stronger with a good quality offering. Good quality feeder steers 650 lbs and under were sharply higher with a good supply and strong demand. Yearling steers were steady to 4.00 higher in spots with good demand. Feeder heifers 300-450 lbs and the 600-750 lbs were sharply higher with strong demand, while the 500-600 lbs heifers were steady. Slaughter cows were mostly steady to 2.00 higher for the high dressings individuals, while the slaughter were steady with a good supply and good demand.

Toppenish Livestock Auction - Toppenish, WA
This Week: 1,130
Last Reported: 840
Last Year: 1,320
Compared to last Thursday, not enough stocker or feeder cattle this week for accurate trends. Dairy slaughter cows 5.00-8.00 lower. Slaughter bulls weak in a light test. Trade active with good demand.

---

^ Contents

Direct Sales of Feeder & Stocker Cattle... Click Link to view entire report

Colorado Direct Cattle Report
This Week: 1,274
Last Reported: 3,245
Last Year: 1,434
No comparable FOB trades to last week for a market comparison. Demand was good. Getting to be that time of year where it's harder to find some direct cattle to procure. Several normal sellers have already marketed there direct cattle since the price has been profitable. Course, if dryness continues and ranchers can't turnto summer grass they will be a few more direct cattle hitting the market. Supply included: 100% Feeder Cattle (61.6% Steers, 38.4% Heifers). Feeder cattlesupply over 600 lbs was 92%. Unless otherwise noted, Feeder Cattle prices FOB based on net weights after a 2-3% shrink or equivalent, with a 8-12 cent slide >600 lbs. and up to 20 cent slide < 600 lbs. Livestock reported this week originated from AZ, CO, NM, TN, TX

Eastern Cornbelt Direct Cattle Report (IL/IN/MI/MN/OH/KY)
This Week: 1,612
Last Reported: 335
Last Year: 941
Compared to last week: Not enough Current FOB trades for a trend, Demand moderate to good, Supply included: 100% Feeder Cattle (43.4% Steers, 3.8% Dairy Steers, 52.7% Heifers). Feeder cattle supply over 600 lbs was 56%. Unless otherwise noted, Feeder Cattle prices FOB based on net weights after a 2-3% shrink or equivalent, with a 15-20 cent slide > 600 llb and 20-25 cent slide < 600 lbs. Livestock reported this week originated from IN, KY

Kansas Direct Feeder Cattle Report
This Week: 4,182
Last Reported: 2,388
Last Year: 4,684
Compared to last week: Feeder steers and heifers traded mostly steady. Buyer demand was moderate to good. Supply included: 100% Feeder Cattle (53.3% Steers, 46.7% Heifers). Feeder cattle supply over 600 lbs was 100%. Unless otherwise noted, Feeder Cattle prices FOB based on net weights after a 2-3% shrink or equivalent, with up to a 15 cent slide > 600 lbs. and up to a 25 cent slide < 600 lbs. Livestock reported this week originated from CO, KS, NM, OK, TX.

Missouri Direct Cattle Report
This Week:
Last Reported:
Last Year:
Compared to last week: No trades this week for a trend,

Montana Direct Cattle Report
This Week:
Last Reported:
Last Year:
Compared to last week: No trades this week for a trend.

New Mexico Direct Cattle Report
This Week: 871
Last Reported: 693
Last Year: 1,267
Compared to last week: Current FOB heifers traded mostly 2.00 lower. Future delivery feeder steers traded firm. Mexican Origin cattle are slowly making there way back onto the report as cattle on the border are slowly starting to cross again as a few of the ports have opened back up. Buyer demand is moderate. Supply included: 100% Feeder Cattle (46.5% Steers, 53.5% Heifers). Feeder cattle supply over 600 lbs was 88%. Unless otherwise noted, Feeder Cattle prices FOB based on net weights after a 2 -3% shrink or equivalent, with up to a 15 cent slide > 600 lbs. and up to a 25 cent slide < 600 lbs. Livestock reported this week originated from NM.

Northwest Direct Cattle Report (WA/OR/ID/UT)
This Week: 858
Last Reported: 3,590
Last Year: 695
No comparable offerings from last week for a market comparison. Demand was good. Cattle futures have been up and down all week with Friday trading sharply higher during report time. Supply included: 100% Feeder Cattle (28.7% Steers, 71.3% Heifers). Feeder cattle supply over 600 lbs was 98%. Unless otherwise noted, Feeder Cattle prices FOB based on net weights after a 2-3% shrink or equivalent, with a 8-12 cent slide > 600 lbs. and up to 20 cent slide < 600 lbs. Livestock reported this week originated from CA, ID, OR, WA.

Oklahoma Direct Cattle Report
This Week: 3,455
Last Reported: 1,608
Last Year: 6,254
Compared to last week's limited offering: Feeder steers and heifers for Current FOB trades sold 2.00-4.00 higher, Demand good. Supply included: 100% Feeder Cattle (45.8% Steers, 54.2% Heifers). Feeder cattle supply over 600 lbs was 100%. Unless otherwise noted, Feeder Cattle prices FOB based on net weights after a 2-3% shrink or equivalent, with a 20 cent slide > 600 lbs. Livestock reported this week originated from OK, TX.

Southeast Direct Cattle Report (AL/AR/FL/GA/LA/MS/TN)
This Week: 461
Last Reported: 1,151
Last Year: 590
Not enough current steer or heifer sales for a market trend. Demand was light to moderate. Supply included: 100% Feeder Cattle (14.1% Steers, 85.9% Heifers). Feeder cattle supply over 600 lbs was 100%. Unless otherwise noted, Feeder Cattle prices FOB based on net weights after a 2-3% shrink or equivalent, with up to a 15 cent slide > 600 lbs and up to a 20 cent slide <600 lbs. Current delivery is 14 days from the report date. Livestock reported this week originated from AL, AR, TN.

Southwest Direct Cattle Report (AZ/CA/NV)
This Week: 1,085
Last Reported:
Last Year: 3,885
Compared to last week: Future delivery Diary steers traded sharply higher. No recent test on Mexican Origin cattle. Buyer demand was moderate to good. Supply included: 100% Feeder Cattle (19.4% Steers, 75.1% Dairy Steers, 5.5% Heifers). Feeder cattle supply over 600 lbs was 24%. Unless otherwise noted, Feeder Cattle prices FOB based on net weights after a 2-3% shrink or equivalent, with a 5-10 cent slide on calves and a 3-6 cent slide on yearlings from base weight. Livestock reported this week originated from AZ, CO, KY.

Texas Direct Cattle Report
This Week: 14,445
Last Reported: 16,710
Last Year: 18,266
Compared to last week: Current FOB steers and heifers sold 1.00 to 5.00 lower. Demand was moderate. Supply included: 100% Feeder Cattle (34.9% Steers, 5.3% Dairy Steers, 59.3% Heifers, 0.4% Dairy Heifers). Feeder cattle supply over 600 lbs was 93%. Unless otherwise noted, Feeder Cattle prices FOB based on net weights after a 2-3% shrink or equivalent, with up to a 15 cent slide > 600 lbs and up to a 20 cent slide <600 lbs. Current delivery is 14 days from the report date. Livestock reported this week originated from AL, AR, AZ, IN, KY, Mexico, NM, OK, TX.

Wyoming-Nebraska Direct Cattle Report
This Week: 130
Last Reported:
Last Year: 946
No comparable sales from last week for a market trend. Demand was good. Several buyers are looking for cattle to buy and place in the feedlot or for summer turn out. Auctions have been active with buyers procuring all weights of cattle to fill orders. Nebraska feedlots held tight until Friday morning with early dressed sales trading 2.00 to 4.00 higher from 315.00 to 317.00. Live sales have been inactive at report time. Several reports of good, wet snow across both reporting states. This is the best moisture so far through the winter at lower elevations. Plus a huge warm up next week will have yards sloppy but many know we need moisture and a lot more to get out of the drought and fire dangers. Supply included: 100% Feeder Cattle (100% Heifers). Feeder cattle supply over 600 lbs was 100%. Unless otherwise noted, Feeder Cattle prices FOB based on net weights after a 3% shrink or equivalent, with a 10 cent slide > 600 lbs. Livestock reported this week originated from KS.

- **Extensive U.S. & Canadian Auction Results are available on The Cattle Range**

---

^ Contents

USDA Weekly Hay Reports: "Click" on links for detailed report

- Alabama
- California
- Colorado
- Idaho
- Iowa
- Kansas
- Missouri
- Montana
- Nebraska
- New Mexico
- Oklahoma
- Oregon
- South Dakota
- Texas
- WA/OR Columbia Basin
- Wyoming

---

^ Contents

Although all information is from sources believed to be accurate & timely, The Cattle Range expressly disclaims all warranties, expressed or implied, as to the accuracy of any of the contents provided and shall not be liable for decisions or actions taken based on the data/information/opinions contained within.

Copyright © 2024 - The Cattle Range - All Rights Reserved