the Cattle Range

www.thecattlerange.com

Weekly Market Summary

For the week ending April 12, 2019

For the week: cash cattle prices were lower with cattle futures mostly lower. The discussion begins on page 2.

CattleFax® Market Velocity Trendlines ©

30 Day Index Trendline	45 Day Index Trendline
Steers: 0.0 (Flat)	Steers: 0.0 (Flat)
Heifers: 0.0 (Flat)	Heifers: 0.0 (Flat)

Click here to review the MMI or Saturday mornings in Agri-Land's Farmers & Ranchers.

Cheap Corn & Big Supply - Bullish!

Cheap Corn Will Drive Feed Demand - Bullish!

Fed Cattle Trade in the South was 2-5 higher last week on a dressed basis with most deals in the 2-3 range and a few in the 4-5 range from weeks. Live Cattle futures closed the week from 0.00 higher to 0.12 lower. USDA's carcass weight for last week was 1 pound heavier than a week ago and 17 pounds heavier than a year ago. Cumulative meat production for the year to date is down 0.4% from last year. USDA Fed Steer Dressed Price: [illegible]

Feeder Cattle The national average price for feeder steers was $[illegible] for 750 lb steers with trade mostly $[illegible] higher than last week. Feeder cattle futures closed the week from [illegible] higher to [illegible] higher. Feeder Steers 750-800 lb: [illegible]

CME Feeder Cattle Index: $[illegible] (Feeder Steer Price Index)

Feed Grains Corn futures closed the week [illegible] to [illegible] higher. Corn basis was [illegible] to [illegible] higher. The Brush, CO Elevator bid for September was $[illegible] to $[illegible] higher. Corn basis was [illegible] to [illegible] higher. Sorghum Cash Trade finally 1.00 lower to 0.50 higher.

Wholesale Beef Choice cutout was 0.68 higher at $[illegible] with Select cutout 0.[illegible] higher. Cumulative meat production for the year to date is down 0.4% from last year. Wholesale Choice Beef Price: [illegible]

Retail Beef Retail Choice Beef Price: [illegible]

Contents

- Weekly Summary
- Fed Cattle, Feeder Cattle, Feedstuffs Recaps
- CME Feeder Cattle Index
- Feeder & Stocker Steer Prices
- 5-Year Monthly Avg. Feeder Steers & Fed Steers
- Grassland Feeder Prices
- Chicago Mercantile Exchange Futures & Options
- Cattle Futures: Long Term Market Outlook
- Cattle Futures: Short Term Market Outlook
- Cattle Futures: Charts
- Cost of the Week
- Price of the Week
- "Drought, Dry Soil" Weekly Analysis
- Feedstuffs
- Fed Cattle
- Cattle Slaughter Weekly Recap
- Fed Cattle by Region
- Boxed Beef Cutouts
- USDA National Weekly Beef Report
- Avg. Weekly Meat Production Under Federal Inspection
- Retail/Wholesale Comparison Cattle & Grain
- U.S. Dollar, U.Dollar Chart
- Cattle Slaughter Weekly Recap
- Weekly Cattle Slaughter
- National Grain Summary
- Nationwide Auction Prices
- Cross Cutters & Feeders & Stocker Cattle
- Weekly Dairy Recap

Links to the articles and/or **charts** referenced in the commentary are in blue or hot pink or orange but in order each week they are in the same place.

Click your **"back button"** to return to this index.

- Cattlemen Almost Certain Congress Will Pass Cattle Inflation Fraud
- Farm Bankruptcy Rate Soars
- Grain stocks, Cattle Hoard and Beef Export Sentiments Freakout Corn Prices Lowered
- USDA and U.S. Cattle and Grain Stocks Report Surprises Corn Bulls and Cattle Bears
- Cattle Feeding Economics Are Not Pretty Anywhere Right Now
- Consumers Prefer Beef Raised in the USA, Country Labeling Matters
- Beef Is Not a Climate Scientists' Sworn Enemy
- Is Legislation or Action Needed to Stop Packer Ownership
- A Tyson Knows, that Protection is Granted to all Cattle Kingdoms
- Beef Cutout Values



National Feeder & Stocker Cattle Net Receipts

Source: Livestock Market Digest's Market Wire, Video & Barn Talk and Livestock Marketing Association

Week Ending	4/12/19	4/5/19	3/29/19	3/22/19	3/15/19	Year Ago 4/13/18	5 Year Avg. 2014-18
Steers	24,000	17,000	17,000	17,000	17,000	17,000	17,000
Heifers	24,000	17,000	17,000	17,000	17,000	17,000	17,000
Total	48,000	34,000	34,000	34,000	34,000	34,000	34,000
Week Ending	4/12/19	4/5/19	3/29/19	3/22/19	3/15/19	Year Ago 4/13/18	5 Year Avg. 2014-18
Steers	243,000	243,000	243,000	243,000	243,000	243,000	243,000
Heifers	243,000	243,000	243,000	243,000	243,000	243,000	243,000
Total	486,000	486,000	486,000	486,000	486,000	486,000	486,000

Monthly Feeder & Stocker Cattle Receipts

CME Feeder Cattle Index: 5-Year Change: +$0.16 / +0.16cwt. Range: ($5.24 to $54.48)



The Feeder & Stocker Cattle Cash prices below are calculated average prices compiled to show the overall direction and magnitude of change in the cash market. Feeder Steer Price Index: [illegible]

Contents

Weekly Feeder & Stocker Cattle Prices

Week Ending	4/12/19	4/5/19	3/29/19	3/22/19	3/15/19	Year Ago 4/13/18	5 Year Avg. 2014-18
Steers 500-550 lb.	[illegible]	[illegible]	[illegible]	[illegible]	[illegible]	[illegible]	[illegible]
Steers 700-750 lb.	[illegible]	[illegible]	[illegible]	[illegible]	[illegible]	[illegible]	[illegible]
Steers 900-950 lb.	[illegible]	[illegible]	[illegible]	[illegible]	[illegible]	[illegible]	[illegible]
Heifers 500-550 lb.	[illegible]	[illegible]	[illegible]	[illegible]	[illegible]	[illegible]	[illegible]
Heifers 700-750 lb.	[illegible]	[illegible]	[illegible]	[illegible]	[illegible]	[illegible]	[illegible]
Heifers 900-950 lb.	[illegible]	[illegible]	[illegible]	[illegible]	[illegible]	[illegible]	[illegible]

Feeder Steers

Wt.	500 lb. Steers	This Week Low	This Week High	This Week Avg.	Last Week Avg.	Year Ago Avg.	5 Year Avg.
[illegible]	[illegible]	[illegible]	[illegible]	[illegible]	[illegible]	[illegible]	[illegible]

Feeder Heifers

Wt.	500 lb. Heifers	This Week Low	This Week High	This Week Avg.	Last Week Avg.	Year Ago Avg.	5 Year Avg.
[illegible]	[illegible]	[illegible]	[illegible]	[illegible]	[illegible]	[illegible]	[illegible]

Stocker Steers

Wt.	500 lb. Steers	This Week Low	This Week High	This Week Avg.	Last Week Avg.	Year Ago Avg.	5 Year Avg.
[illegible]	[illegible]	[illegible]	[illegible]	[illegible]	[illegible]	[illegible]	[illegible]

Stocker Heifers

Wt.	500 lb. Heifers	This Week Low	This Week High	This Week Avg.	Last Week Avg.	Year Ago Avg.	5 Year Avg.
[illegible]	[illegible]	[illegible]	[illegible]	[illegible]	[illegible]	[illegible]	[illegible]

Monthly Feeder & Stocker Cattle Receipts

10 Year Moving Average - Stocker, Feeder & Fed Steers

Cattle Futures - April 12, 2019

Cattle Futures: Charts of Commitment of Traders

Contents

Monthly Cattle Slaughter

Monthly Cattle Slaughter Weekly Average

Monthly Cattle Slaughter Weekly Average Year Over Year

Monthly Cattle Slaughter Weekly Average Year Over Year

Monthly Cattle Slaughter Weekly Average Year Over Year

Contents

Monthly Cattle Slaughter Weekly Average Year Over Year

Week Ending	4/12/19	4/5/19	3/29/19	3/22/19	3/15/19	Year Ago 4/13/18	5 Year Avg. 2014-18
Steers	[illegible]	[illegible]	[illegible]	[illegible]	[illegible]	[illegible]	[illegible]
Heifers	[illegible]	[illegible]	[illegible]	[illegible]	[illegible]	[illegible]	[illegible]
Total	[illegible]	[illegible]	[illegible]	[illegible]	[illegible]	[illegible]	[illegible]

National Feeder Cattle Weekly Import Summary

IMPORTS	Current Week	Previous Week	Year Ago	52 Week Average
Feeder Cattle	[illegible]	[illegible]	[illegible]	[illegible]
Stocker Cattle	[illegible]	[illegible]	[illegible]	[illegible]
Total	[illegible]	[illegible]	[illegible]	[illegible]

Source: U.S. Department of Agriculture, Agricultural Marketing Service

Douglas, AZ - Cattlemen's Yard Report: Feeding, steer calves and yearlings sold steady; heifers were sold on a steady to weaker trend. Demand was good for all classes of feeder cattle. Receipts were light. Feedlots are still well supplied with cattle and are not in the market for many cattle. Most of the cattle being sold are being purchased by feedlots, backgrounders and stocker operators. Feedlots are still well supplied with cattle and are not in the market for many cattle. Feedlots are still well supplied with cattle and are not in the market for many cattle. Feedlots are still well supplied with cattle and are not in the market for many cattle

Texas/Oklahoma/New Mexico; Kansas; Nebraska; Colorado; Iowa/Minnesota feedlots
(Includes all transactions regardless of delivery day)
For: Week Ending Sunday, 4/7/2024

Confirmed:	65,915	Week Ago:	46,513	Year ago:	83,638

Negotiated Cash Sales

	Head Count	Weight Range	Price Range	Avg Weight	Wtd Avg Price
STEERS: LIVE FOB					
Over 80% Choice	18,285	1,175 - 1,700	183.00 - 188.00	1,526	186.50
65 - 80% Choice	6,578	1,185 - 1,530	183.00 - 187.00	1,366	184.12
35 - 65% Choice	1,838	1,100 - 1,490	183.00 - 184.00	1,277	183.86
0 - 35% Choice		-	-		
Total all grades	26,701	1,100 - 1,700	183.00 - 188.00	1,469	185.73
STEERS: LIVE DELIVERED					
Over 80% Choice	4,218	1,325 - 1,600	186.00 - 190.00	1,555	189.06
65 - 80% Choice	164	1,475 - 1,475	189.00 - 189.00	1,475	189.00
35 - 65% Choice		-	-		
0 - 35% Choice		-	-		
Total all grades	4,382	1,325 - 1,600	186.00 - 190.00	1,552	189.06
STEERS: DRESSED DELIVERED					
Over 80% Choice	9,509	850 - 1,056	295.00 - 298.00	963	296.88
65 - 80% Choice	1,587	855 - 977	296.00 - 297.00	917	296.80
35 - 65% Choice		-	-		
0 - 35% Choice		-	-		
Total all grades	11,096	850 - 1,056	295.00 - 298.00	957	296.87
STEERS: DRESSED FOB					
Over 80% Choice		-	-		
65 - 80% Choice		-	-		
35 - 65% Choice		-	-		
0 - 35% Choice		-	-		
Total all grades		-	-		
HEIFERS: LIVE FOB					
Over 80% Choice	8,172	1,100 - 1,465	183.00 - 187.00	1,338	185.82
65 - 80% Choice	2,900	1,100 - 1,400	183.00 - 184.00	1,246	183.94
35 - 65% Choice		-	-		

Purchasing Basis Volume

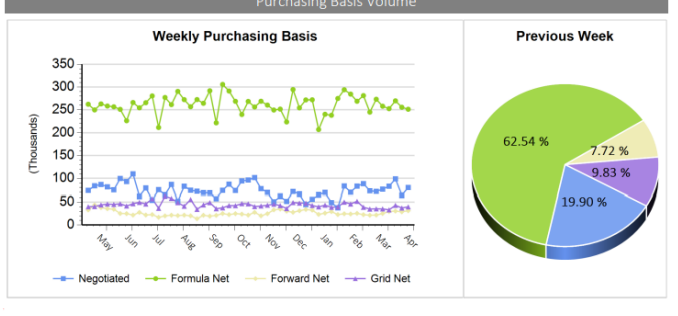

^ Contents

This week's Feedyard Closeouts...

Closeout projections are for cattle placed on feed by a cattle owner at a commercial feedyard and not for

cattle owned by a vertically integrated company such as a beef processing company or a feedyard feeding cattle at cost. Cattle cost, cost of gain, and selling price will vary on a regional basis. Cost includes $15 per head for freight to feedyard.

Typical closeout for un-hedged steers sold this week:

- Placed On Feed 180 days ago = October 15, 2023
- Projected P/(L) based on the futures when placed on feed: **($54.88)**

***Cost** of 800 lb. steer delivered @ $250.11 per cwt. + $15 freight:	$2,015.88
Feed Cost for 600 lbs. @ $1.12 per lb.	$672.00
Interest on cattle cost for 180 days:	$94.44
Interest on feed cost:	$15.74
Total Cost & Expense:	**$2,798.06**
****Sale proceeds:** 1,400 lb. steer @ **$183.88** per cwt:	**$2,574.32**
This week's Profit/(Loss) per head:	**($223.74)**
Profit/(Loss) per head for previous week:	($181.46)
Change from previous week:	-$42.28
Sale price necessary to breakeven:	**$199.86**

**CME Feeder Cattle Index* ***USDA Market News*

Projected closeout for steers placed on feed this week:

- Projected Sale Date @ 180 days on feed = October 9, 2024

***Cost** of 800 lb. steer delivered @ $243.65 per cwt. + $15 freight:	$1,964.20
Feed Cost for 600 lbs. @ $1.10 per lb.	$660.00
Interest on cattle cost for 180 days:	$92.02
Interest on feed cost:	$15.46
Total Cost & Expense:	**$2,731.68**
****Sale proceeds:** 1,400 lb. steer @ **$171.77** per cwt:	**$2,404.78**
This week's Profit/(Loss) per head:	**($326.90)**
Profit/(Loss) per head for previous week:	($344.84)
Change from previous week:	+$17.94
Sale price necessary to breakeven:	**$195.12**

CME Feeder Cattle Index* * October Live Cattle Futures Contract*

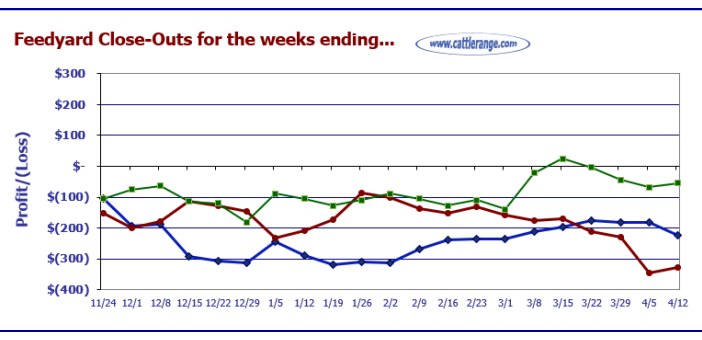

Typical closeout for hedged steers sold this week:	**($54.88)**
Typical closeout for un-hedged steers sold this week:	**($223.74)**
Projected closeout for steers placed on feed this week:	**($326.90)**

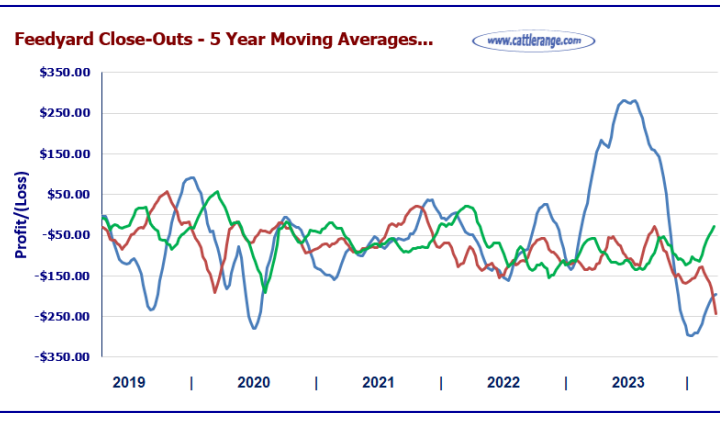

^ Contents

Feeder Steers/Corn Correlation: 5 Year Moving Average
Per cwt. price for feeder & slaughter steers compared to the cost of 25 bushels of corn.

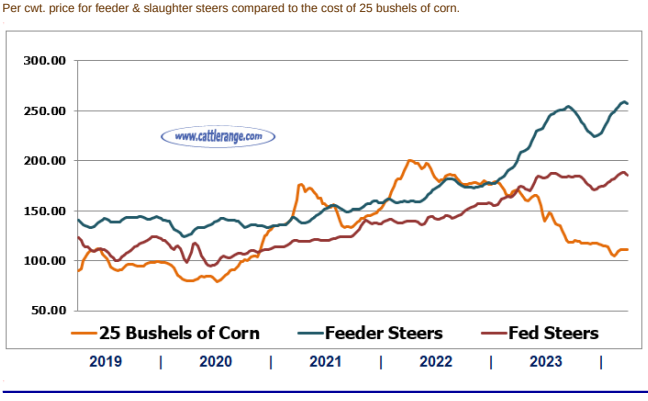

^ Contents

Federally Inspected Slaughter Cattle by Class:
Released by USDA Market News Service on 4/11/24 for week ending 3/30/24

Federally Inspected Slaughter Head & Percentage by Class - U.S.

Cattle	Head	% of Total
Steers	268,936	46.2%
Heifers	199,324	34.2%
Dairy Cows	56,669	9.7%
Other Cows	48,447	8.3%
Bulls	8,833	1.5%
Total	**582,209**	

Livestock Slaughter under Federal Inspection:

Daily Slaughter

Fri Apr 12, 2024		Week Ago	Year Ago	WTD	Prev Week WTD	Last Year WTD	2024 YTD	2023 YTD	YTD % Change
Calves	1,000	1,000	1,232	5,000	5,000	5,282	69,155	91,425	-24.4%
Cattle	109,000	115,000	112,739	591,000	589,000	598,313	8,910,243	9,390,563	-5.1%
Hogs	484,000	485,000	467,981	2,396,000	2,314,000	2,258,039	37,477,314	37,145,928	0.9%
Sheep	4,000	5,000	5,699	36,000	35,000	43,991	550,127	546,306	0.7%

Sat Apr 13, 2024		Week Ago	Year Ago	WTD	Prev Week WTD	Last Year WTD	2024 YTD	2023 YTD	YTD % Change
Calves	0	0	128	5,000	5,000	5,410	69,155	91,553	-24.5%
Cattle	12,000	24,000	13,178	603,000	613,000	611,491	8,922,243	9,403,741	-5.1%
Hogs	89,000	107,000	169,039	2,485,000	2,421,000	2,427,078	37,566,314	37,314,967	0.7%
Sheep	0	0	325	36,000	35,000	44,316	550,127	546,631	0.6%

^ Contents

Boxed Beef Cutouts:

Compared to last week, the Choice cutout was 3.40 higher at 300.57 and the Select cutout 0.84 higher at 295.54. The Choice/Select spread at 5.03, 2.56 wider.

USDA Estimated Boxed Beef Cut-out Values - as of 1:30pm

Based on negotiated prices and volume of boxed beef cuts delivered within 0-21 days and on average industry cutting yields. Values reflect U.S. dollars per 100 pounds.

	Choice 600-900	Select 600-900
Current Cutout Values:	300.57	295.54
Change from prior day:	2.20	0.39
Choice/Select spread:	5.03	
Total Load Count (Cuts, Trimmings, Grinds):	106	

Composite Primal Values		
Primal Rib	439.85	426.23
Primal Chuck	252.51	261.06
Primal Round	247.09	246.34
Primal Loin	407.31	383.89
Primal Brisket	247.79	231.31
Primal Short Plate	232.64	232.64
Primal Flank	152.33	150.92

Load Count And Cutout Value Summary For Prior 5 Days

Date	Choice	Select	Trim	Grinds	Total	Choice 600-900	Select 600-900
04/11	66	15	7	36	124	298.37	295.15
04/10	86	19	5	19	129	298.23	296.02
04/09	96	22	8	20	146	302.09	299.90
04/08	43	11	0	24	77	302.07	300.27
04/05	91	17	10	18	136	297.17	294.70
Current 5 Day Simple Average:						299.59	297.21

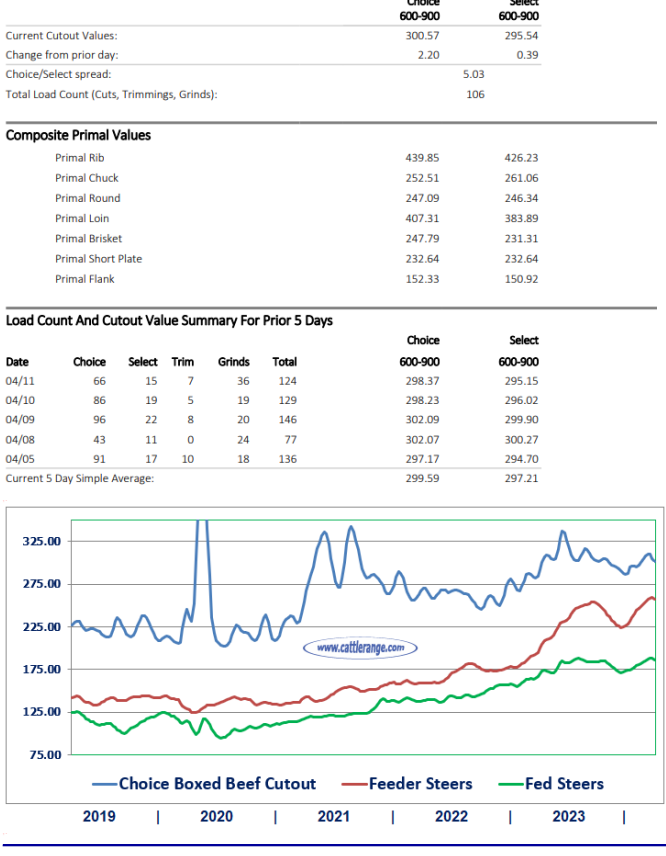

USDA National Steer & Heifer Estimated Grading Percent Report:
Released by USDA Market News Service on 4/11/24 for week ending 3/30/24

National, Regional, and State Breakdown of Official USDA Quality Grades. Percentages derived from each category numerical total, divided by the total number offered for USDA quality grading in each corresponding area.

	National	Region 1-5	Region 6	Region 7-8	Region 9-10
Prime	10.55%	16.93%	5.36%	10.68%	12.83%
Choice	74.12%	70.65%	65.82%	76.60%	76.09%
Select	12.23%	9.26%	26.82%	9.51%	6.68%
Other	3.10%	3.15%	2.01%	3.20%	4.40%

	Nebraska	Kansas	Texas
Prime	12.08%	8.28%	5.36%
Choice	75.88%	77.14%	65.89%
Select	7.75%	11.67%	26.78%
Other	4.29%	2.91%	1.97%

Last Week's Trade Data:

Beef:

Net sales of 13,600 MT for 2024 were **down 27 percent** from the previous week, but up 2 percent from the prior 4-week average. Increases were primarily for South Korea (3,700 MT, including decreases of 400 MT), Japan (2,700 MT, including decreases of 300 MT), China (1,800 MT, including decreases of 200 MT), Taiwan (1,600 MT, including decreases of 100 MT), and Mexico (1,200 MT, including decreases of 100 MT).

Exports of 13,900 MT were **up 4 percent** from the previous week, but down 4 percent from the prior 4-week average. The destinations were primarily to Japan (3,700 MT), South Korea (3,600 MT), China (2,200 MT), Mexico (1,200 MT), and Taiwan (800 MT).

Pork:

Net sales of 47,400 MT for 2024 were **up 65 percent** from the previous week and 33 percent from the prior 4-week average. Increases primarily for Mexico (19,700 MT, including decreases of 200 MT), South Korea (9,200 MT, including decreases of 100 MT), China (7,200 MT, including decreases of 100 MT), Japan (6,900 MT, including decreases of 1,000 MT), and Colombia (1,700 MT), were offset by reductions for Canada (500 MT), Australia (200 MT), Chile (200 MT), Taiwan (100 MT), and New Zealand (100 MT).

Exports of 35,500 MT were **up 2 percent** from the previous week and 5 percent from the prior 4-week average. The destinations were primarily to Mexico (12,500 MT), Japan (5,400 MT), South Korea (5,200 MT), China (3,600 MT), and Canada (2,000 MT).

^ Contents

USDA National Retail Beef Report:
National Summary of Advertised Prices for Beef at Major Retail Supermarket Outlets

This week in beef retail the Feature Rate decreased by 1.7 percent while the Special Rate remained steady. The Activity Index decreased by 5.5 percent. Cuts from the chuck, loin, and ground beef showed a decrease in ad space while cuts from the rib, round, and brisket showed an increase compared to last week.

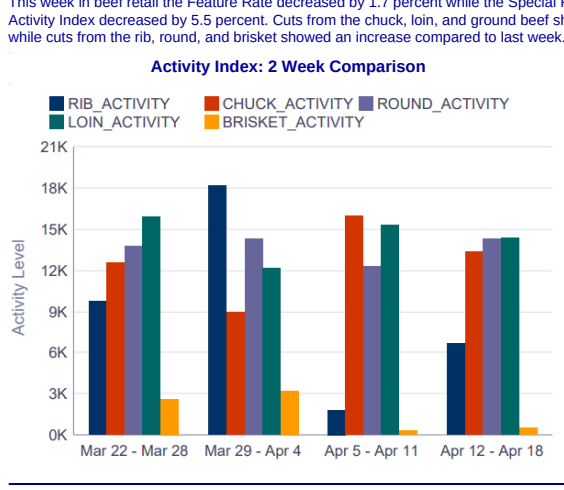

^ Contents

Est. Weekly Meat Production Under Federal Inspection:

Total red meat production under Federal inspection for the week ending Saturday, April 13th, was estimated at 1047.5 million lbs. according to theUSDA Marketing Service. This was 0.6 percent higher than a week ago and 1.7 percent higher than a year ago. Cumulative meat production for the year to date was 1.5 percent lower compared to the previous year.

^ Contents

1 Year Bullish/Bearish Consensus Charts from SentimenTrader:

The theory behind the "Bullish/Bearish Consensus" indicator is when the public reaches a consensus, **they are usually wrong:**

- They get too bullish after prices have risen and too bearish after they have already fallen.

Because of this tendency, there are often extremes in opinion right before major changes in trend:

- When the public reaches a bullish extreme, i.e., a great majority thinks prices will keep rising, then prices often decline instead.
- And when they become too bearish, then prices tend to rise.

So when Public Opinion moves above the **red dotted line** in the chart, it means that compared to other readings over the past year, you're seeing **excessive optimism**. You also want to look at the absolute level of Opinion, too - if it's at 90%, then there's no question we're seeing an historic level of bullish opinion. Watch for readings above 80% (or especially 90%) to spot those dangerous times when the public is overly enthusiastic about a commodity.

Conversely, when Public Opinion moves below the **green dotted line**, then the public is **excessively pessimistic** about the commodity's prospects for further gains compared to their opinion over the past year. Looking for absolute readings under 20% (or especially 10%) often indicates an upturn in the market.

Cattle Bullish/Bearish Consensus: 1 Year Chart

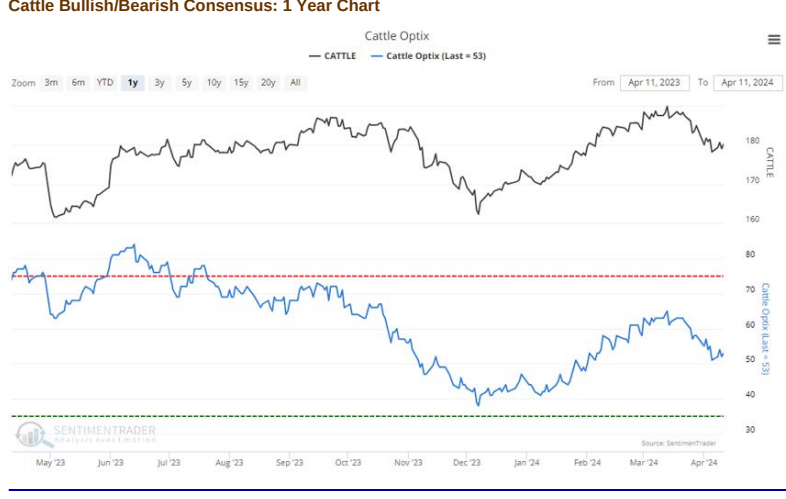

Corn Bullish/Bearish Consensus: 1 Year Chart

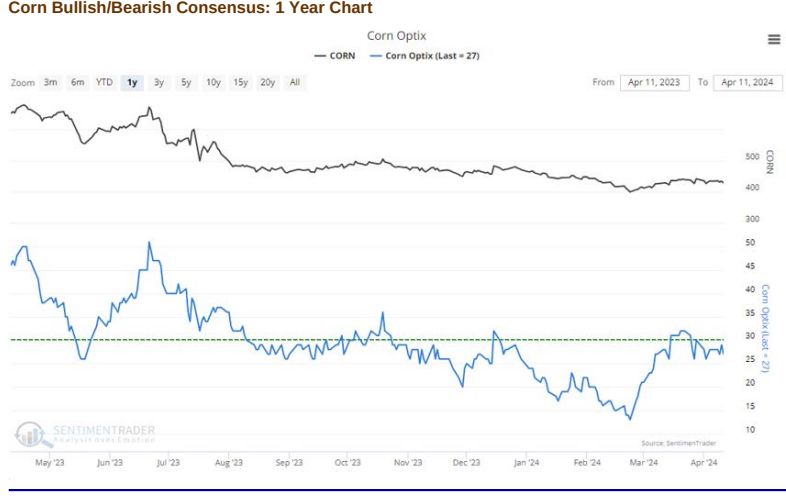

^ Contents

U.S. Dollar - 6 Month Chart:

Over the past 5 years, an average of around 12% of U.S. beef production has been exported, making exports an extremely important factor affecting beef and cattle prices. A strong dollar depresses export demand.

- U.S. Dollar Index

^ Contents

Stock Markets & Economic News:
T. Rowe Price

The major equity benchmarks retreated for the week amid heightened fears of conflict in the Middle East and some signs of persistent inflation pressures that pushed long-term Treasury yields higher. Large-caps held up better than small-caps, with the Russell 2000 Index suffering its biggest daily decline in almost two months on Wednesday and falling back into negative territory for the year to date. Growth stocks also fared better than value shares, which were weighed down by interest rate-sensitive sectors, such as real estate investment trusts (REITs), regional banks, housing, and utilities.

The primary factor weighing on sentiment appeared to be Wednesday morning's release of the Labor Department's consumer price index (CPI) data, which showed headline prices rising by 0.36% in March, right in line with February's increase, in contrast with consensus hopes for a small decline from the month-earlier pace. A rebound in the price of medical services (from -0.1% in February to +0.6% in March) was partly to blame, as was a continuing sharp rise in transportation services costs, which rose 10.7% over the preceding 12 months—fed largely by increases in the cost of car insurance. Overall inflation rose 3.5% over the preceding 12 months, its biggest gain since September.

Supercore inflation hits highest level in almost a year

More concerning may have been a material increase in so-called supercore inflation, which tracks services prices excluding energy and housing costs, which policymakers have acknowledged are a lagging indicator of overall inflation trends. Supercore inflation jumped 0.7% in March and 4.8% over the past 12 months, substantially higher than expectations and its biggest increase in 10 months.

U.S. Stocks:

Index	Friday's Close	Week's Change	% Change YTD
DJIA	37,983.24	-920.80	0.78%
S&P 500	5,123.41	-80.93	7.41%
Nasdaq Composite	16,175.09	-73.43	7.75%
S&P MidCap 400	2,899.72	-89.44	4.25%
Russell 2000	2,003.17	-60.30	-1.18%

^ Contents

"**Click Here**" to view a Slide Show of Drought Monitor maps for the last 12 weeks

14.66%	119.4 Million	20.3 Million	29
of the U.S. and 17.46% of the lower 48 states are in drought this week.	acres of major crops in U.S. are experiencing drought conditions this week.	people in the U.S. and 19.7 Million in the lower 48 states are affected by drought this week.	U.S. states are experiencing Moderate Drought (D1) or worse this week.
↓ 3.0% since last week	— 0.0% since last week	↓ 2.9% since last week	↓ 1 state since last week
↓ 20.0% since last month	↓ 22.2% since last month	↓ 30.0% since last month	↓ 1 state since last month

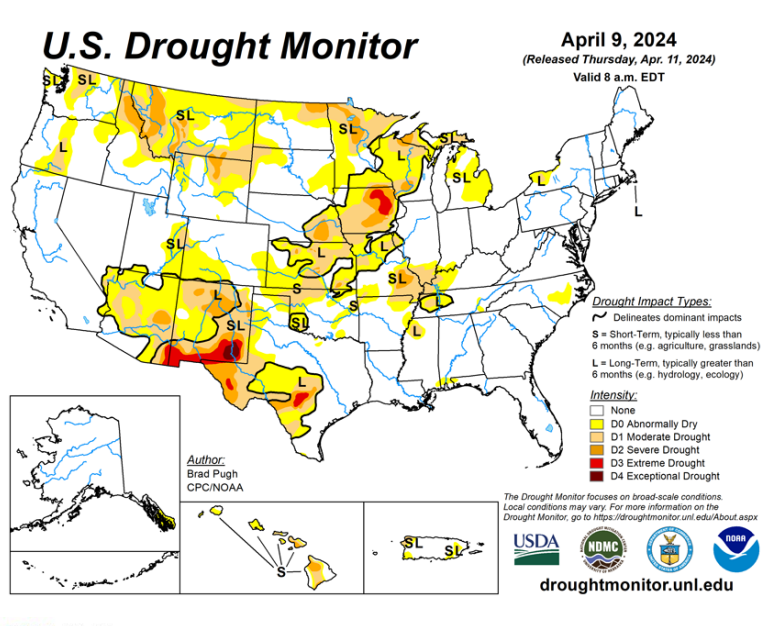

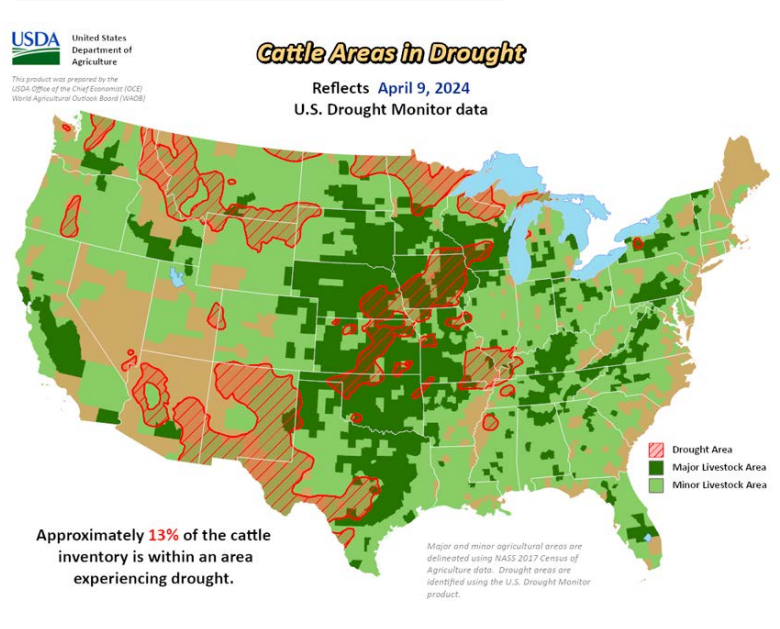

Canadian 90-Day Percent of Average Precipitation:

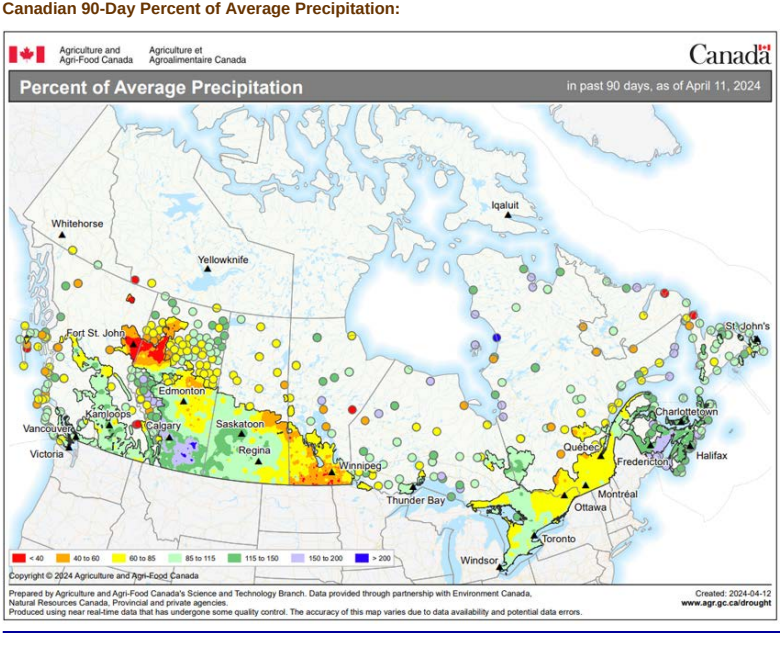

Looking ahead...

During the next five days (April 11-15, 2024), a low pressure system and trailing cold front will move offshore of the East Coast on April 11th. Locally heavy rainfall (more than 1 inch) is forecast to accompany this cold front. From April 12 to the 14th, much drier weather is forecast throughout the eastern and central U.S. By April 14th, another low pressure system is expected to track inland to the West with additional rain and high-elevation snow. Later on April 15th, another round of wet weather is anticipated for the northern Great Plains and Midwest.

The 6-10 day outlook (valid April 16-20, 2024) favors above-normal temperatures across the eastern and southern contiguous U.S. (CONUS) with below-normal temperatures most likely across the northern Great Plains, northern to central Rockies, and Pacific Northwest. Increased above-normal precipitation probabilities are forecast for most of the eastern and central CONUS excluding Florida where below-normal precipitation is slightly favored. Below-normal precipitation is also more likely along the West Coast.

Precipitation & Temperature Outlooks:

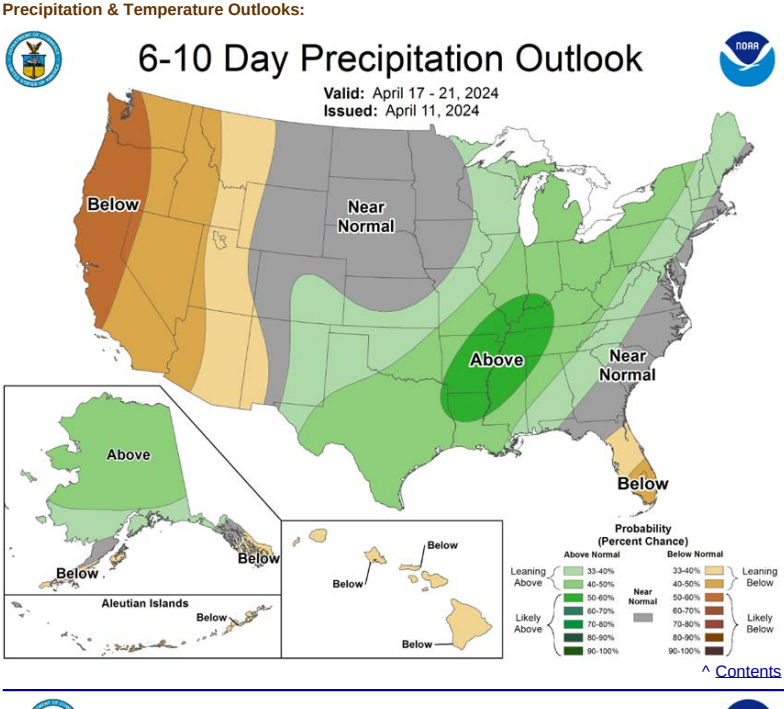

^ Contents

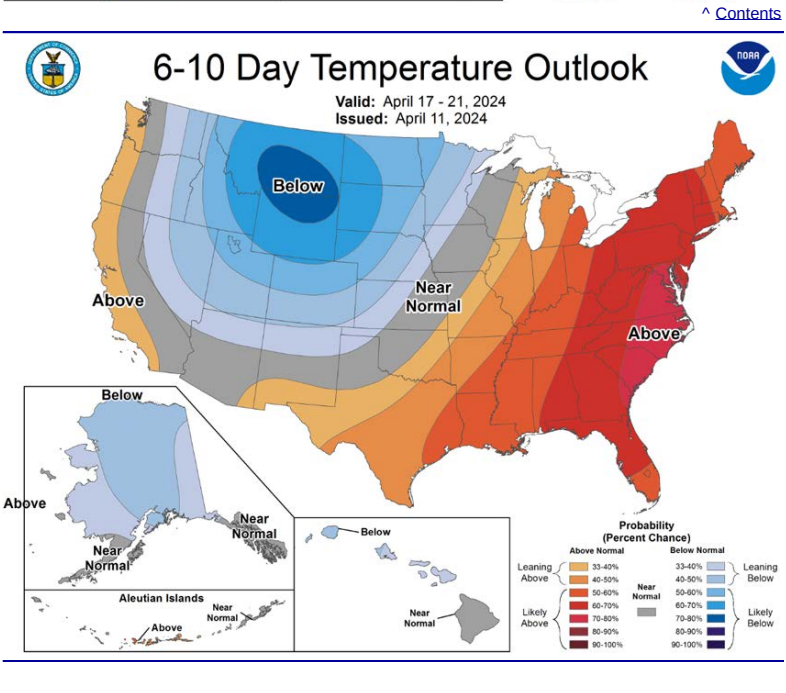

^ Contents

Weekly Grain Market Review:

Grain Prices	This Week	Last Week	1 Month Ago	1 Year Ago	5 Yr. Avg.
Omaha Corn	4.46	4.42	4.43	6.93	5.35
Kansas City Wheat	5.35	5.27	5.10	8.23	6.61
May Corn Futures	4.3550	4.3425	4.3675	6.6625	5.1738
May Wheat Futures	5.5600	5.6725	5.2850	6.8250	6.6278

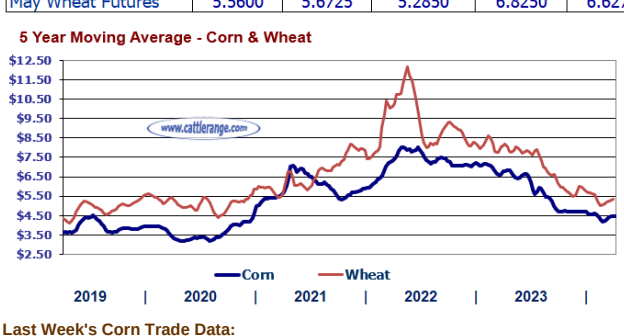

Last Week's Corn Trade Data:

Net sales of 325,500 MT for 2023/2024--a marketing-year low--were **down 66 percent** from the previous week and 72 percent from the prior 4-week average.

Exports of 1,556,800 MT were down 5 percent from the previous week, but **up 10 percent** from the prior 4-week average.

^ Contents

Regional Auction Reports... Click Link to view entire report

Last Friday & Saturday Auctions:

Burwell Livestock Auction Market - Burwell NE
This Week:
Last Reported:
Last Year:
Next Auction Dates: April 12th and 26th

Ft. Pierre Livestock Auction - Ft. Pierre SD
This Week:
Last Reported:
Last Year:
Next sale is scheduled for Friday, April 12, 2024.

Lexington Livestock Market - Lexington, NE
This Week: 2,500
Last Reported: 2,530
Last Year: 3,476
Compared to two weeks ago steers over 650 lbs sold 5.00 to 8.00 lower and heifers over 600 lbs sold 4.00 to 10.00 lower. Demand was moderate to good from the buyers in the crowd with internet activity noticed.

Torrington Livestock Commission - Torrington WY
This Week: 1,050
Last Reported: 399
Last Year: 2,359
Compared to last week; slaughter and feeder cows traded unevenly steady with some instances 2.00 higher. Slaughter bulls traded 5.00 to 8.00 lower. A nice offering of weigh cows today with yet again an active market.

Cattleman's Livestock Auction - Belen NM
This Week: 679
Last Reported: 508
Last Year: 785
Compared to last week: Steer and heifer calves sold 20.00-25.00 lower. Feeder steers and heifers sold 10.00-15.00 lower. Slaughter cows and bulls sold 3.00-4.00 lower. Trade good demand moderate.

Santa Teresa Livestock Auction (Imported Mexican Cattle) - Santa Teresa NM
This Week: 1,364
Last Reported: 945
Last Year: 817
Compared to last week, steer calves under 400 lbs sold 3.00-8.00 lower; steer calves and yearlings over 400 lbs traded 20.00-25.00 lower on comparable sales. Heifers mostly 10.00 lower on comparable sales. Trade and demand moderate.

Eastern MO Commission Company - Bowling Green, MO

This Week: 785
Last Reported: 777
Last Year: 776
Compared to last week, a light offering this week of calves weighing 400-650 lbs sold steady to firm on comparable sales with last week's light offering of similar kind and quality. Demand was moderate to good on a light supply of feeders. Feeders sold in small groups and singles with mostly new crop calves in the offering. Slaughter cattle traded mostly 1.00-2.00 lower with slaughter cows selling fully steady to 3.00 higher.

Smith County Commission - Carthage TN
This Week: 1,297
Last Reported: 0
Last Year: 0
Compared to last week, Feeder Steers/Bulls 10.00-20.00 lower; Feeder Heifers 8.00-15.00 lower; Slaughter Cows 3.00 higher; Slaughter Bulls steady to 2.00 higher.

Carolina Stockyards – Livestock Auction – Siler City, NC
This Week: 1,462
Last Reported: 740
Last Year: 755
Slaughter cattle were steady this week compared to last week . Feeder cattle were steady this week compared to last week . Demand was moderate ; market activity and buyer interest were moderate . Offerings heavy with quality average .

Monday Auctions:

Sioux Falls Regional Livestock Report - Worthing SD
This Week: 3,780
Last Reported: 2,999
Last Year: 2,495
Compared to the sale last week: Limited number of light steers last week for comparison. Steers 800-850 lbs were sharply lower, 900 lb steers 9.00 lower, 950 lb steers 3.00 lower. Heifers 600 lbs 13.00 lower, 650-700 lbs steady to 2.00 lower, 750 lbs sharply lower, 800 lb heifers 9.00 lower.

Tri-State Livestock Auction Market - McCook NE
This Week: 1,073
Last Reported: 1,540
Last Year: 1,127
Not enough for a comparison. Demand was good for all offerings.

Roswell Livestock Auction - Roswell NM
This Week: 1,034
Last Reported: 778
Last Year: 1,638
Compared to last week, feeders have no comparison due to light receipts last week. Trade active, demand good. Slaughter cows sold 4.00-5.00 lower. Slaughter bulls traded 10.00 higher.

Oklahoma National Stockyards Feeder Cattle - Oklahoma City OK
This Week: 6,800
Last Reported: 3,148
Last Year: 4,798
Compared to last week: Feeder steers and heifers 8.00-12.00 lower, some better quality type cattle mostly steady to 3.00 lower. Steer and heifer calves 10.00-15.00 lower. Demand moderate.

Joplin Reg. Stockyards Feeder Cattle - Carthage MO
This Week: 6,619
Last Reported: 5,431
Last Year: 8,248
Compared to last week feeder steers sold from 10.00-20.00 lower with the most loss on weights under 525 lbs. Feeder heifers sold from 8.00-15.00 lower. Supply and demand was moderate.

Callaway Livestock Center - Kingdom City MO
This Week: 2,181
Last Reported: 1,048
Last Year: 1,254
Compared to two weeks ago, steer calves weighing 400-650 lbs sold steady to firm, with 650-700 lbs trading with a firm to higher undertone and over 700 lbs were scarce. Feeder heifers weighing 400-600 lbs sold unevenly steady with 600-700 lbs selling mostly 2.00-5.00 lower on a light test. Demand was good on a moderate offering.

Mid-South Livestock - Unionville TN
This Week: 1,013
Last Reported: 659
Last Year: 651
Compared to last week, Feeder Steers/Bulls 5.00-15.00 lower; Feeder Heifers 8.00-15.00 lower; Slaughter Cows 2.00-5.00 higher; Slaughter Bulls 2.00-5.00 higher.

United Producers Inc. - Harned KY
This Week: 1,192
Last Reported: 441
Last Year: 479
Compared to last week: Feeder steers and feeder heifers sold steady. In a few instances there was a lower undertone noted. Slaughter cows sold steady to firm. Slaughter bulls sold steady to 5.00 higher in instances of high dressing slaughter bulls.

Blue Grass South Livestock Market - Stanford KY
This Week: 233
Last Reported: 187
Last Year: 280
Compared to last Monday: Feeder steers and heifers sold mostly steady, however there was a weaker undertone noted in some instances. There was moderate to good demand for feeder classes. Slaughter cows were 2.00 to 4.00 higher. Slaughter bulls were 5.00 to 8.00 higher.

Tuesday Auctions:

Lonestar Stockyards - Wildorado, TX
This Week: 1,050
Last Reported: 485
Last Year: 1,109
Compared to last week: Not enough comparable sales on feeder steers or heifers for a market trend due to last weeks light test. Quality was plain to attractive, with several nice bunches of reputation calves ready to turn out on offer. Slaughter cows traded mostly weak to 2.00 lower on a light test.

Winter Livestock Auction - Riverton, WY
This Week: 398
Last Reported: 597
Last Year: 597
Compared to last Tuesday on a Bred cow and Pair Special; Slaughter cows unevenly steady, slaughter bulls instances 2.00-7.00 higher with cow returning to feed mostly steady. Good buyer attendance and participation on cow/calf pairs and bred heifers and cows. Not enough feeder calves for a good market test.

Miles City Livestock Commission Auction - Miles City, MT
This Week: 197
Last Reported: 745
Last Year: 827
Compared to last week: Feeder steers and heifers were too lightly tested to develop any market trend. Demand was mostly moderate to good for very light offerings. Quality this week was mostly average.

Winter Livestock - La Junta CO
This Week: 4,062
Last Reported: 686
Last Year: 1,693
Trade activity and demand was good. Feeder steers under 550lbs sold 3.00 to 16.00 higher. Feeder steers over 550lbs sold 1.00 to 3.00 lower. Feeder heifers sold 4.00 to 10.00 higher across all weight classes. Slaughter cows sold steady across all weight classes while slaughter bulls sold 3.00 higher.

OKC West Livestock Auction - El Reno, OK
This Week: 1,200
Last Reported: 4,904
Last Year: 6,937
Compared to last week: Steer and heifer calves sold fully steady to firm. Demand good.

Ozarks Regional Stockyards - West Plains MO
This Week: 1,644
Last Reported: 1,784
Last Year: 2,883
Compared to last week, five and six weight steer and heifer calves were 3.00-6.00 higher with other weights not well tested. Demand was good on a light supply. The offering was mostly new-crop calves with several bawlers and few calves over 700 lbs.

Mid-State Stockyards LLP - Letohatchee, AL
This Week: 1,762
Last Reported: 1,406
Last Year: 1,495
Compared to one week ago: Slaughter cows and bulls sold steady to 3.00 higher. Replacement cows sold steady. Feeder cattle sold 5.00 to 10.00 lower.

Calhoun Stockyard - Calhoun, GA
This Week: 405
Last Reported: 185
Last Year: 524
Compared to one week ago, slaughter cows steady to 3.00 higher, slaughter bulls mostly steady, feeder steers and steer calves lightly tested, feeder bulls and bull calves unevenly steady, feeder heifers and heifer calves steady to 3.00 lower, replacement cows mostly steady.

Blue Grass Stockyards - Lexington, KY
This Week: 759
Last Reported: 516
Last Year: 1,397
Compared to last Tuesday feeder steers and heifers sold steady to 5.00 higher on weaned packages with very good demand. Slaughter cows sold 3.00 to 4.00 higher with very good demand. Slaughter bulls sold 4.00 higher with very good demand.

Wednesday Auctions:

Hub City Livestock Auction - Aberdeen SD
This Week: 4,506
Last Reported: 6,278
Last Year: 6,563
Compared to last week: best test on steers 800 to 949 lbs mostly steady. Best test on heifers 700 to 749 lbs 4.00 lower. Moderate to good demand for feeding type cattle today depending on flesh condition. Buyers are showing more discrimination on flesh than they had several weeks ago.

Bassett Livestock Auction - Bassett NE
This Week:
Last Reported:
Last Year:
Next Auction Date April 17th.

Huss Platte Valley Auction - Kearney NE
This Week: 3,094
Last Reported: 2,991
Last Year: 3,966
Compared to last week steers 500-650 lbs sold steady to 3.00 higher and steers over 750 lbs sold 3.00 to 5.00 higher. Heifers under 700 lbs sold 3.00 to 6.00 higher and heifers over 700 lbs sold steady to 5.00 lower. Demand was moderate to good from the buyers in the crowd with internet activity noticed.

OKC West - El Reno OK
This Week: 5,464
Last Reported: 4,904
Last Year: 6,937
Compared to last week: Feeder steers sold 4.00-8.00 higher. Feeder traded steady to 2.00 higher. Demand very good for feeders. Quality average to mostly attractive. Steer and heifer calves sold fully steady to firm. Demand good.

Clovis Livestock Auction - Clovis, NM
This Week: 1,270
Last Reported: 1,709
Last Year: 1,755
Compared to last week: Feeder steers and heifers were mostly steady with instances 5.00 higher. Trade activity was light to moderate on moderate demand.

Winter Livestock Feeder Cattle Auction - Dodge City KS
This Week: 1,935
Last Reported: 2,452
Last Year: 2,821
Compared to last week, steer calves not well tested. Steers weighing 700 to 900 lbs 1.00 to 4.00 higher, over 900 lbs sold steady to weak. Heifers not well tested today, however, a lower undertone noted. Slaughter cows and bulls sold unevenly steady. Demand was moderate to good on light to moderate supply

Bloomfield Livestock Market - Bloomfield, IA
This Week: 2,051
Last Reported: 2,302
Last Year: 1,546
Compared to the sale a week ago, mostly seven and eight weight steers and heifers sold today. Steers under 700 lbs. sold with a lower undertone on a light test this week. Heifers sold with a lighter test this week. Demand was very good and included active internet bidding

Springfield Livestock Auction - Springfield MO
This Week: 1,201
Last Reported: 1,000
Last Year: 1,647
Compared to last week, steers sold mostly steady to 6.00 higher and heifers were 2.00 to 8.00 higher. Dairy steers sold with a sharply lower undertone compared to the last dairy steer special two weeks ago. Demand was good on a moderate supply.

South Central Regional Stockyards - Vienna, MO
This Week: 617
Last Reported: 1,282
Last Year: 1,128
Compared to last Wednesday, feeder steers steady to 3.00 lower with some 550-600 lbs 4.00-8.00 lower.. Feeder heifers under 550 lbs fully 5.00-10.00 higher, over 550 lbs near steady. Slaughter cows 2.00-4.00 lower. Demand uneven.

Roanoke Stockyard - Roanoke AL
This Week: 816
Last Reported: 858
Last Year: 998
Compared to one week ago: Feeder steers sold 8.00 to 10.00 lower, feeder heifers sold 5.00 to 8.00 lower, feeder bulls sold sharply lower. Slaughter cows and bulls sold steady. Replacement cows and pairs sold mostly steady.

Blue Grass Stockyards - Albany KY
This Week: 527
Last Reported: 622
Last Year: 642
Compared to last week: Feeder steers sold unevenly steady. Feeder heifers sold steady to 4.00 lower. Slaughter cows sold steady to 2.00 higher with slaughter bulls steady.

Thursday Auctions:

Billings Livestock Commission Cattle Auction - Billings, MT
This Week: 672
Last Reported: 5,243
Last Year: 1,151
Compared to last week: Feeder cattle were to light to develop a market trend. Slaughter cows steady to 1.00 lower. Slaughter bulls steady. Demand good. Quality average.

Mitchell Livestock Auction – Mitchell SD
This Week: 3,265
Last Reported: 1,602
Last Year: 5,180
Compared to last week: Feeder steers and heifers 750-950 lbs. sold unevenly steady. Many feeders carrying extra flesh causing lower price, thin fleshed topped the market. Demand was good.

Valentine Livestock Auction - Valentine NE
This Week:
Last Reported:
Last Year:
No sale report.

Apache Livestock Auction - Apache, OK
This Week: 818
Last Reported: 1,166
Last Year: 2,219
Compared to last week: Feeder steers and feeder heifers steady to 8.00 higher. Steer and heifer calves 4.00 to 8.00 higher. Quality good to attractive with good demand. Slaughter cows steady to 2.00 lower. Slaughter bulls 4.00 lower.

Woodward Wtd Avg Cattle - Woodward OK
This Week: 703
Last Reported: 1,031
Last Year: 3,850
Compared to last week: Feeder steers mostly steady except 600-750 lb steers up to 10 lower. Feeder heifers 8.00 to 10.00 lower. Steer and heifer calves mostly steady on a light test. Demand was moderate. Quality average to plain.

Winter Livestock Auction - Pratt KS
This Week: 2,429
Last Reported: 2,065
Last Year: 5,141
Compared to last week, feeder steers 800 lb to 1050 lb sold steady to 5.00 higher. Steers 600 lb to 800 lb sold 6.00 lower. Steer calves 400 lb to 600 lb sold 2.00 to 3.00 higher, however thin fleshed calves sold up to 10.00 higher. Feeder heifers 800 lb to 950 lb sold steady to 4.00 higher. Not enough heifers 400 lb to 800 lb for a market test, however a lower trend was noted. Demand was good. Slaughter cows and bulls sold 8.00 to 10.00 lower.

Farmers & Ranchers Livestock - Salina KS
This Week: 3,176
Last Reported: 4,115
Last Year: 5,476
Compared to last week steer calves under 600 lbs sold 10.00 to 15.00 lower and 700 to 850 lb steers sold 8.00 to 10.00 lower, the heavier feeders weighing 850 to 950 lbs sold 1.00 lower to 5.00 higher.

Cattleman's Livestock Auction - Dalhart TX
This Week: 1,579
Last Reported: 1,404
Last Year: 1,581
Compared to last week: Feeder steers traded 4.00 to 8.00 lower. Feeder heifers traded mostly steady to 2.00 higher. Steer and heifer calves were mostly 5.00 to 10.00 lower on comparable sales. Quality was mixed as a large portion of the sale consisted of plainer type cattle, with the exception of some bigger drafts of wheat cattle.

Tulia Livestock Auction - Tulia, TX
This Week: 498
Last Reported: 1,449
Last Year: 2,231
Compared to last week: Not enough feeder steers or heifers for a market test. Trade activity was light on light to moderate demand. The area received 2-4 inches of much needed rain, but that hindered cattle being hauled to market. Slaughter cows were steady.

New Cambria Livestock Market - New Cambria, MO
This Week:
Last Reported:
Last Year:
No sale reported.

Toppenish Livestock Auction - Toppenish, WA
This Week: 1,700
Last Reported: 1,660
Last Year: 1,450
Compared to last Thursday, stocker and feeder cattle weak in a light test. CME Feeders tagged along for the ride on Thursday, with gains of 90 cents to $1.62. The CME Feeder Cattle index on April 9th was down another $1.84 to $243.65. Slaughter cows unevenly steady. Slaughter bulls firm in a light test. Trade active with very good demand.

Bluegrass Stockyards South - Stanford KY
This Week: 1,187
Last Reported: 1,450
Last Year: 2,724
Compared to last Thursday: Feeder steers under 600 lbs steady, 600-700 lbs 6.00-10.00 higher, over 700 lbs 3.00-5.00 lower, Feeder heifers steady except 500-600 lbs they were 6.00-8.00 higher, Good demand for feeder and yearling classes. Slaughter cows 8.00-10.00 higher, Slaughter bulls steady, Very Good demand for slaughter classes.

Paris Stockyards - Paris KY
This Week: 1,500
Last Reported: 1,485
Last Year: 2,292
Compared to last week the market was mixed and uneven in spots with an average quality offering. Lighter weight steers 500 lbs and under were 6.00 to 10.00 lower with moderate demand, while the 500-750 lbs steers were steady to 6.00 higher with good demand. Feeder heifers 600 lbs and under were steady to 6.00 higher with good demand, while heifers over 600 lbs were steady to 4.00 lower with a good supply.

---

^ Contents

Direct Sales of Feeder & Stocker Cattle... Click Link to view entire report

Colorado Direct Cattle Report
This Week: 833
Last Reported: 525
Last Year: 1,280
Compared to last week: Feeder cattle did not have enough comparable sales to establish a trend. Demand moderate. Supply included: 100% Feeder Cattle (7.3% Steers, 92.7% Heifers). Feeder cattle supply over 600 lbs was 100%. Unless otherwise noted, Feeder Cattle prices FOB based on net weights after a 2-3% shrink or equivalent, with a 10 cent slide > 600 lbs. Livestock reported this week originated from AL, MS, OK, TX.

Eastern Cornbelt Direct Cattle Report (IL/IN/MI/MN/OH/KY)
This Week: 400
Last Reported: 995
Last Year: 585
Compared to last week: Not enough comparable Current FOB trades this week for a trend. Demand moderate. Supply included: 100% Feeder Cattle (100% Heifers). Feeder cattle supply over 600 lbs was 100%. Unless otherwise noted, Feeder Cattle prices FOB based on net weights after a 2-3% shrink or equivalent, with up to a 15 cent slide > 600 lbs. Livestock reported this week originated from KY.

Kansas Direct Feeder Cattle Report
This Week: 2,840
Last Reported: 2,863
Last Year: 4,114
Compared to last week: Not enough comparable sales for a market trend but a lower undertone was noted. Trading activity was moderate on moderate buyer demand. Supply included: 100% Feeder Cattle (58.1% Steers, 9% Dairy Steers, 32.9% Heifers). Feeder cattle supply over 600 lbs was 91%. Unless otherwise
noted, Feeder Cattle prices FOB based on net weights after a 0% shrink or equivalent, with a 0 cent slide > 600 lbs. and 0 cent slide < 600 lbs. Livestock reported this week originated from CO, FL, KS, OK, TX.

Missouri Direct Cattle Report
This Week:
Last Reported:
Last Year:
Compared to last week: No trades this week for a trend.

Montana Direct Cattle Report
This Week:
Last Reported:
Last Year:
Compared to last week: No trades this week for a trend

New Mexico Direct Cattle Report
This Week: 3,067
Last Reported: 370
Last Year: 5,530
Compared to last week: Not enough comparable sales on feeder steers and heifers for a market trend due to last weeks light test. Trading activity was moderate to active on moderate buyer demand. Supply included: 100% Feeder Cattle (2% Steers, 98% Heifers). Feeder cattle supply over 600 lbs was 38%. Unless otherwise noted, Feeder Cattle prices FOB based on net weights after a 0% shrink or equivalent, with a 0 cent slide > 600 lbs. and 0 cent slide < 600 lbs. Livestock reported this week originated from NM.

Northwest Direct Cattle Report (WA/OR/ID/UT)
This Week: 1,521
Last Reported: 735
Last Year: 3,566
Compared to last week: Feeder steers and heifers lightly tested but a lower undertone was noted. Demand moderate. Supply included: 100% Feeder Cattle (68% Steers, 32% Heifers). Feeder cattle supply over 600 lbs was 100%. Unless otherwise noted, Feeder Cattle prices FOB based on net weights after a 2-3% shrink or equivalent, with a 10 cent slide > 600 lbs. Livestock reported this week originated from CA, ID, NV, OR, UT.

Oklahoma Direct Cattle Report
This Week: 1,867
Last Reported: 2,399
Last Year: 2,641
Compared to last week: Not enough comparable Current FOB trades this week for a trend but a lower undertone noted. Demand moderate. Supply included: 100% Feeder Cattle (22.8% Steers, 77.2% Heifers). Feeder cattle supply over 600 lbs was 71%. Unless otherwise noted, Feeder Cattle prices FOB based on net weights after a 2-3% shrink or equivalent, with up tp a 15 cent slide > 600 lbs and up to a 20 cent slide < 600 lbs. Livestock reported this week originated from NM, OK.

Southeast Direct Cattle Report (AL/AR/FL/GA/LA/MS/TN)
This Week: 2,433
Last Reported: 1,475
Last Year: 1,660
Compared to last week: Current FOB steers and heifers were steady to 3.00 lower. Trade was fairly active on moderate demand. Supply included: 100% Feeder Cattle (37.5% Steers, 62.5% Heifers). Feeder cattle supply over 600 lbs was 100%. Unless otherwise noted, Feeder Cattle prices FOB based on net weights after a 2-3% shrink or equivalent, with up to a 15 cent slide > 600 lbs and up to a 20 cent slide < 600 lbs. Current delivery is 14 days from report publish date. Livestock reported this week originated from AL, GA, MS

Southwest Direct Cattle Report (AZ/CA/NV)
This Week: 460
Last Reported: 1,648
Last Year: 1,045
Compared to last week, feeders have no comparison. Trade slow, demand light. Supply included: 100% Feeder Cattle (50% Steers, 50% Heifers). Feeder cattle supply over 600 lbs was 0%. Unless otherwise stated, prices fob shipping point with 2-3 percent shrink or equivalent with 5-10 cent slide on calves, 3-6 cent slide on yearlings from base weight. Delivered prices include freight, commissions and other expenses. Livestock reported this week originated from CA.

Texas Direct Cattle Report
This Week: 18,611
Last Reported: 9,599
Last Year: 20,725
Compared to last week: Current FOB steers and heifers were unevenly steady. Trade activity and demand were moderate. The Texas Panhandle received 2 to 4 inches of rain that hampered cattle movement. Supply included: 100% Feeder Cattle (29.9% Steers, 2.9% Dairy Steers, 65.7% Heifers, 1.6% Dairy Heifers). Feeder cattle supply over 600 lbs was 83%. Unless otherwise noted, Feeder Cattle prices FOB based on net weights after a 0% shrink or equivalent, with a 0 cent slide > 600 lbs. and 0 cent slide < 600 lbs. Livestock reported this week originated from AZ, CA, GA, ID, KS, KY, MS, NM, OK, TX.

Wyoming-Nebraska Direct Cattle Report
This Week: 130
Last Reported: 390
Last Year: 69
No comparable offerings from last week for a market trend. Demand was moderate to good. Very light supply of backgrounded steers heading to the feedlot. Typically slow this time of year for direct cattle in the reporting regions. Nebraska feedlots traded cash show list for lower money this week. Live sales 2.00 lower at 185.00 and dressed sales 2.00 to 3.00 lower from 293.00 to 295.00. Interesting note this week live price is near 1.50 more than last year, near 45.00 higher than 2022 and 61.00 higher than 2021 on the live price for steers. Supply included: 100% Feeder Cattle (100% Steers). Feeder cattle supply over 600 lbs was 100%. Unless otherwise noted, Feeder Cattle prices FOB based on net weights after a 2-3% shrink or equivalent, with a 10 cent slide > 600 lbs. Livestock reported this week originated from KS, NE.

- **Extensive U.S. & Canadian Auction Results are available on The Cattle Range**

---

^ Contents

USDA Weekly Hay Reports: "Click" on links for detailed report

- Alabama
- California
- Colorado
- Idaho
- Iowa
- Kansas
- Missouri
- Montana
- Nebraska
- New Mexico
- Oklahoma
- Oregon
- South Dakota
- Texas
- WA/OR Columbia Basin
- Wyoming

---

^ Contents

Although all information is from sources believed to be accurate & timely, The Cattle Range expressly disclaims all warranties, expressed or implied, as to the accuracy of any of the contents provided and shall not be liable for decisions or actions taken based on the data/information/opinions contained within.

Copyright © 2024 - The Cattle Range - All Rights Reserved