the Cattle Range

www.cattlerange.com

Weekly Market Summary

For the week ending March 15, 2019

Compared to last week, cash prices for all classes of cattle were higher, as were feeder cattle futures. Fed cattle futures were mixed, while feeder cattle futures were higher with deep front contract losses.

Cattle/Beef Market Strength Indexes

10 Day Index Trendline	30 Day Index Trendline
Fed Cattle: Sideways	Fed Cattle: Sideways
Feeder Cattle: Sideways	Feeder Cattle: Sideways
Boxed Beef: Sideways	Boxed Beef: Sideways

Change from Previous Week	Change from 30 Days Ago	Change from 90 Days Ago
+0.42%	+0.42%	+0.42%

Indexes show the daily trendline direction for the past 10 & 30 days. Each column is the weighted average of the 3 indexes (Fed Cattle, Feeder Cattle, Boxed Beef) for the specified time period.

Click here to view the USDA's Livestock Mandatory Reporting Summary for the previous week.

Fed Cattle: Trade in the Southern Plains was active for a fourth week in a row, with prices up $2.00 to $3.00 in the Texas Panhandle and up $2.00 in Kansas and Oklahoma. Most other regions saw prices steady to $2.00 higher. Dressed sales were mixed, with prices 2.25 to 3.00 higher. USDA cutout values weight-day showed weights averaged 9lbs. this week, while boxed beef cutout values were 0.42 higher than last week.

Feeder Cattle: Feeder cattle futures were higher this week, with deep front month losses. Cash prices were higher, with most sales reported in the Southeast.

Cattle Futures: The nearby April contract for feeder cattle saw losses of 1.00 to 1.25 cents, while the nearby April contract for fed cattle saw gains of 0.05 to 0.10 cents. Feeder cattle futures closed 0.75 to 1.00 higher, while fed cattle futures closed 0.05 to 0.10 higher.

Feeder Steers: The national average price for feeder steers was $5.25 to 5.50 higher with trade mostly $4.00 to 6.00 higher. Most sales were reported in the Southeast, Southern Plains, and Southern Great Plains.

Fed Steers: The national average price for fed steers was $0.25 to 2.50 higher with trade mostly steady to $2.00 higher. Most sales were reported in the Southern Great Plains, Southeast, and Upper Midwest.

Boxed Beef Cutout: The Choice 600-900 cutout was 0.42 higher at $211.27 and the Select 600-900 cutout was 0.38 higher at $203.12. Choice-Select spread is at 8.15, 2.96 wider.

Slaughter Cattle: Last week, 2.5% fewer than a year ago, 0.5% more than the prior week.

Beef Boxed Cutout: Up 0.42 at $211.27 lb.

Slaughter Cows: Trade mostly 1.00 lower to 2.00 higher.

Slaughter Bulls: Trade was mostly steady to 1.00 higher with most selling Saturday. Match 100 carcass weighted average for all slaughter bulls was only 2.4 pounds less than a week ago and 2.0 pounds less than a year ago. Cumulative meat production for the year to date is 0.4% greater than a year ago.

Daily Volume as of 3/15: 1,000 Cattle

Contents

- Weekly Market Summary
- Weekly & Recent Cattle Weekly Receipts
- Weekly & Recent Beef Weekly Cutout
- 5 Day Moving Avg. - Slaughter, Feeder & Fed Steers
- Regional Auction Reports
- Direct Sales of Feeder & Slaughter Cattle by State
- Cattle Feeding Statistics & Feedlot Placements
- Cattle Futures Weekly Weighted Average Summary
- Canadian Fed Cattle
- Cost of Gain Model
- Photo of the Week
- Slaughter Bull Weekly Analysis
- Fed Cattle
- Feeder Steers (Medium, Frame & Flesh)
- Feeder Steers Cattle Conditions
- Slaughter Cattle by Class
- Boxed Beef Cutout
- USDA Market Retail Beef Report
- Cattle Futures Weekly Weighted Average Summary
- Bullish/Bearish Contracts, Cattle & Corn
- Cattle Futures Charts
- Cash Markets & Futures
- Weather Outlook
- Feedlot Placements
- Selected Auction Reports
- Direct Sales of Feeder & Slaughter Cattle
- Weekly Hay Reports

Market Overview

- Weekly & Recent Cattle Weekly Receipts
- Weekly & Recent Beef Weekly Cutout
- 5 Day Moving Avg. - Slaughter, Feeder & Fed Steers
- Regional Auction Reports
- Direct Sales of Feeder & Slaughter Cattle by State
- Cattle Feeding Statistics & Feedlot Placements
- Cattle Futures Weekly Weighted Average Summary
- Canadian Fed Cattle
- Cost of Gain Model
- Photo of the Week
- Slaughter Bull Weekly Analysis
- Fed Cattle
- Feeder Steers (Medium, Frame & Flesh)
- Feeder Steers Cattle Conditions
- Slaughter Cattle by Class
- Boxed Beef Cutout
- USDA National Retail Beef Report
- Cattle Futures Weekly Weighted Average Summary
- Bullish/Bearish Contracts, Cattle & Corn
- Cattle Futures Charts
- Cash Markets & Futures
- Weather Outlook
- Feedlot Placements
- Selected Auction Reports
- Direct Sales of Feeder & Slaughter Cattle
- Weekly Hay Reports

Links to the articles below are included above as much them as of interest but their content does not necessarily reflect the opinion of the Cattle Range.

Articles of interest:

- Administration Seeks Assurance 40% Milk Market Shares Or Tax U.S. Rule
- Cattle Feeding Cost Down 6% in 2018 Cattle Feeding Cost Down 6% in 2018
- Indicators US Wholesale Prices Unchanged Amidst Mixed Signals
- Mandatory Reporting Requirements Set Under Livestock Mandatory Reporting Reauthorization Details
- Inflation Rises Modestly in Line in February Under Mixed Indicators
- WASDE: Cattle Prices Lowered for 1st Half of 2019, Unchanged for 2nd Half
- Legislation to Improve Livestock Mandatory Reporting Introduced
- Strong Cattle Markets Threatened by Uncertainty and Volatility

Download Cattle Range App

National Feeder & Slaughter Cattle Sale Receipts

Contents

	Current Week	Last Week	Year Ago	Year Ago Adj.	3 Year Ago	3 Year Ago Adj.
Feeder Steers	18,000	14,000	17,000	17,000	14,000	14,000
Fed Steers	48,000	41,000	51,000	51,000	55,000	55,000
Fed Heifers	37,000	32,000	37,000	37,000	41,000	41,000
Fed Cows	5,000	4,000	5,000	5,000	5,000	5,000
Fed Bulls	1,000	1,000	1,000	1,000	1,000	1,000
Fed Steer % Cut	**48.0%**	**44.0%**	**51.0%**	**51.0%**	**55.0%**	**55.0%**

Weekly Feeder & Slaughter Cattle Receipts

Contents

Weekly Steers

Wk 5 - Wk 55, Steers	2014 CW	2015 CW	2016 CW	2017 CW	2018 CW	2019 CW
Feeder Steers	17,000	17,000	17,000	17,000	14,000	18,000
Fed Steers	55,000	55,000	51,000	51,000	41,000	48,000
Fed Heifers	41,000	41,000	37,000	37,000	32,000	37,000
Fed Cows	5,000	5,000	5,000	5,000	4,000	5,000
Fed Bulls	1,000	1,000	1,000	1,000	1,000	1,000
Fed Steer % Cut	**55.0%**	**55.0%**	**51.0%**	**51.0%**	**44.0%**	**48.0%**

Weekly Steers & Heifers Cattle Receipts

Contents

Weekly Fed Cattle Receipts

Contents

Weekly Steers & Heifers Cattle Receipts

Contents

5 Year Average Weekly Fed Cattle Receipts

Contents

Weekly Steers & Heifers Cattle Receipts

Contents

Weekly Fed Cattle Receipts

	Choice 600-900		Select 600-900
Current Cutout Values:	318.27		306.32
Change from prior day:	(1.42)		(1.15)
Choice/Select spread:		11.95	
Total Load Count (Cuts, Trimmings, Grinds):		93	

Composite Primal Values

Primal Rib	501.62	448.62
Primal Chuck	262.21	264.39
Primal Round	281.77	283.84
Primal Loin	414.08	381.61
Primal Brisket	242.89	237.43
Primal Short Plate	216.23	216.23
Primal Flank	152.88	157.48

Load Count And Cutout Value Summary For Prior 5 Days

Date	Choice	Select	Trim	Grinds	Total	Choice 600-900	Select 600-900
03/13	108	23	6	25	162	319.69	307.47
03/12	101	21	5	25	153	321.10	307.53
03/11	109	17	8	12	146	321.20	306.86
03/10	59	10	10	9	87	317.58	306.95
03/07	82	7	3	9	101	314.90	305.80
Current 5 Day Simple Average:						318.89	306.92

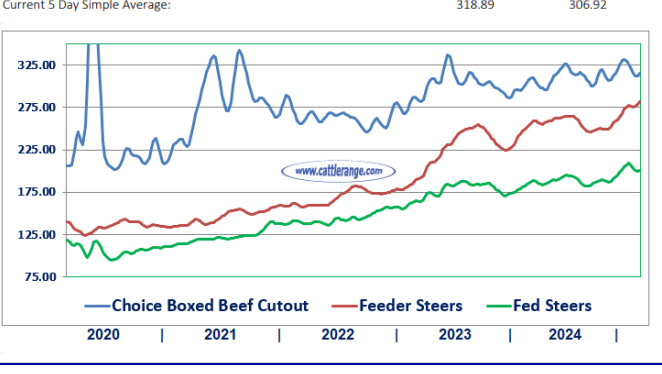

USDA National Steer & Heifer Estimated Grading Percent Report:
Released by USDA Market News Service for last week.

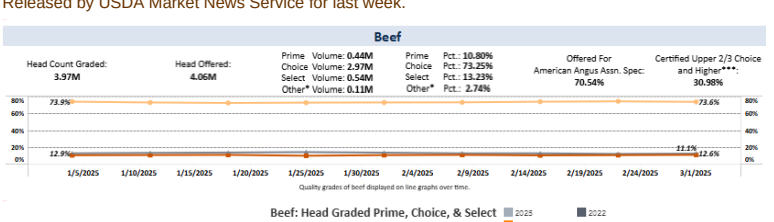

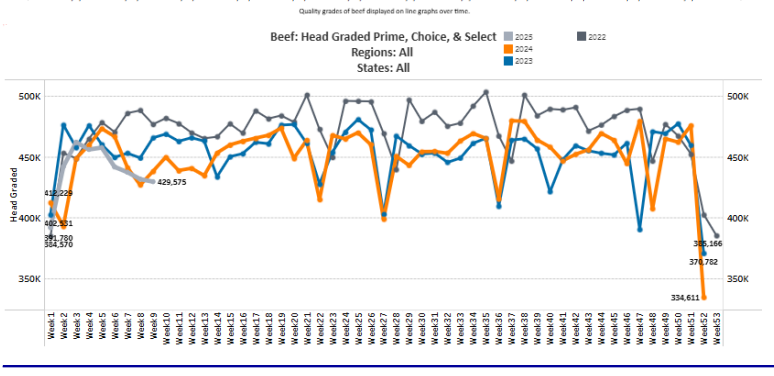

Last Week's Trade Data:

Beef:

Net sales of 14,300 MT for 2025 were up 7 percent from the previous week, but down 13 percent from the prior 4-week average. Increases were primarily for Japan (4,600 MT, including decreases of 300 MT), South Korea (3,000 MT, including decreases of 600 MT), China (2,500 MT, including decreases of 900 MT), Mexico (1,000 MT, including decreases of 100 MT), and Taiwan (800 MT, including decreases of 100 MT).

Exports of 15,900 MT were up 21 percent from the previous week and 12 percent from the prior 4-week average. The destinations were primarily to South Korea (4,400 MT), Japan (4,400 MT), China (2,500 MT), Mexico (1,700 MT), and Taiwan (900 MT).

Pork:

Net sales of 20,300 MT for 2025--a marketing-year low--were down 52 percent from the previous week and 35 percent from the prior 4-week average. Increases primarily for Mexico (6,300 MT, including decreases of 200 MT), Japan (5,100 MT, including decreases of 100 MT), South Korea (3,700 MT, including decreases of 800 MT), Colombia (1,900 MT, including decreases of 100 MT), and Australia (1,100 MT, including decreases of 100 MT), were offset by reductions for Canada (300 MT).

Exports of 33,600 MT were up 4 percent from the previous week and 5 percent from the prior 4-week average. The destinations were primarily to Mexico (11,200 MT), South Korea (5,900 MT), Japan (4,700 MT), Colombia (2,800 MT), and China (2,600 MT).

^ Contents

USDA National Retail Beef Report:
National Summary of Advertised Prices for Beef at Major Retail Supermarket Outlets

This week in beef retail the Feature Rate decreased by 0.2 percent and the Activity Index increased by 10.5 percent. Compared to last week items from the chuck, loin, and round sections showed a decrease in ad space while items from the rib, sirloin, other/misc., ground, deli, and variety meat sections showed an increase in ad space. Carcass items remained steady. Briskets showed the largest increase this week approaching St. Patrick's Day, with corned beef brisket flats being the largest contributing factor. Corned beef briskets shared front page features with cabbage, carrots, and potatoes for complete St. Patrick's Day meals this week. 4.9% of stores, primarily across the northeast, midwest, and south-central regions, offered some kind of prepared meal deal for the holiday. The most common offering was a meal for one including corned beef, cabbage, carrots, and potatoes. Individual meals ranged mostly from 8.99-16.99 each. 3.1% of stores, primarily in the northeast, offered heavy discounts on their corned beef offerings with an additional purchase or accumulation of loyalty points.

NATIONAL

Metric	Current Week (CW)	Previous Week (PW)	Previous Year (PY)
Total Outlets	24,824	24,824	
Activity Index	108,066	97,790	
Feature Rate (%)	85.1%	85.3%	

^ Contents

Est. Weekly Meat Production Under Federal Inspection:

Total red meat production under Federal inspection for the week ending Saturday, March 15th was estimated at 1058.9 million lbs. according to the USDA Marketing Service. This was 2.6 percent higher than a week ago and 2.1 percent higher than a year ago. Cumulative meat production for the year to date was3.1 percent lower compared to the previous year.

^ Contents

3 Year Bullish/Bearish Consensus Charts from SentimenTrader:

The theory behind the "Bullish/Bearish Consensus" indicator is when the public reaches a consensus, **they are usually wrong:**

- They get too bullish after prices have risen and too bearish after they have already fallen.

Because of this tendency, there are often extremes in opinion right before major changes in trend:

- When the public reaches a bullish extreme, i.e., a great majority thinks prices will keep rising, then prices often decline instead.
- And when they become too bearish, then prices tend to rise.

So when Public Opinion moves above the **red dotted line** in the chart, it means that compared to other readings over the past year, you're seeing **excessive optimism**. You also want to look at the absolute level of Opinion, too - if it's at 90%, then there's no question we're seeing an historic level of bullish opinion. Watch for readings above 80% (or especially 90%) to spot those dangerous times when the public is overly enthusiastic about a commodity.

Conversely, when Public Opinion moves below the **green dotted line**, then the public is **excessively pessimistic** about the commodity's prospects for further gains compared to their opinion over the past year. Looking for absolute readings under 20% (or especially 10%) often indicates an upturn in the market.

Cattle Bullish/Bearish Consensus: 3 Year Chart

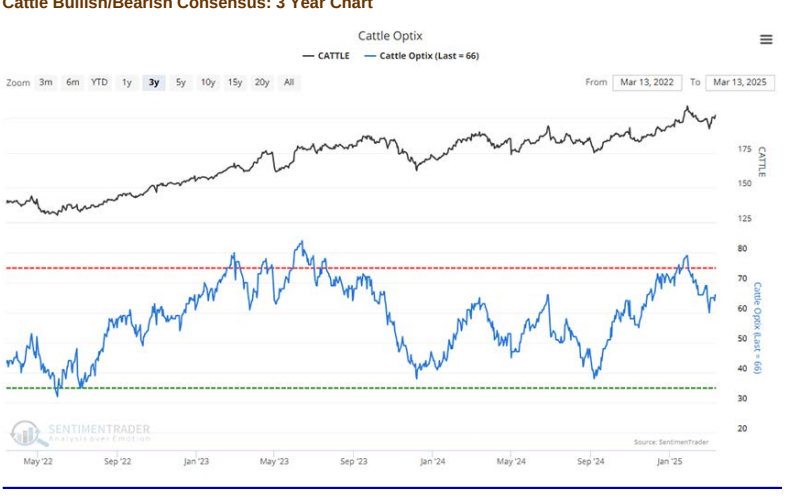

Corn Bullish/Bearish Consensus: 3 Year Chart

^ Contents

U.S. Dollar - 6 Month Chart:

Over the past 5 years, an average of around 12% of U.S. beef production has been exported, making exports an extremely important factor affecting beef and cattle prices. A strong dollar depresses export demand.

- U.S. Dollar Index

^ Contents

Stock Markets & Economic News:
T. Rowe Price

Tariff headlines and recession worries weigh on stocks

U.S. stocks posted losses for the week, with the S&P 500 Index, Nasdaq Composite, and Russell 2000 Index all notching a fourth consecutive week of negative returns and the S&P MidCap 400 Index falling for the seventh week in a row, while the Dow Jones Industrial Average slid 3.07%, putting all five indexes into negative territory for the year. Ongoing uncertainty surrounding trade policy seemed to drive much of the negative sentiment as new tariff announcements from the Trump administration continued throughout the week. Growth concerns and increasing recession fears—which were amplified by comments from President Donald Trump regarding a "period of transition" for the U.S. economy—also weighed on sentiment during the week.

Price growth slows in February

The week's relatively light economic calendar was highlighted by Wednesday's release of the Labor Department's consumer price index (CPI), which indicated that consumer prices rose 0.2% month over month in February, while core CPI (less food and energy) saw its lowest year-over-year increase since April 2021, rising 3.1% over the prior 12 months. February's readings for both monthly and annual inflation slowed from January, and both were slightly below consensus expectations. The encouraging inflation print seemed to help alleviate some concerns about the U.S. economy entering a period of stagflation—an economic scenario in which growth is stagnant, inflation is high, and unemployment rises; however, data from the report predate a large portion of the Trump administration's recent tariff actions, and investors were quick to return their focus to the uncertainty surrounding the impact that these actions will have on prices over the next several months.

Thursday's producer price index (PPI) data painted a similar picture for February, with headline prices unchanged from January and core prices declining for the first time since July compared with expectations for a 0.3% increase for both readings. While the overall results appeared promising, several components of the PPI that feed into the personal consumption expenditures (PCE) index—the Fed's preferred measure of inflation—remained elevated, which suggests that the PCE will likely remain well above the Fed's 2% target when it is released at the end of the month. Fed policymakers are widely expected to hold interest rates steady following their upcoming meeting on March 18–19.

U.S. Stocks:

Index	Friday's Close	Week's Change	% Change YTD
DJIA	41,488.19	-1,313.53	-2.48%
S&P 500	5,638.94	-131.26	-4.13%
Nasdaq Composite	17,754.09	-442.13	-8.06%
S&P MidCap 400	2,927.15	-59.94	-6.21%
Russell 2000	2,044.10	-31.39	-8.34%

^ Contents

"**Click Here**" **to view a Slide Show of Drought Monitor maps for the last 12 weeks**

For the ninth week in a row, drought expanded in the Southwest, this time entirely in New Mexico and southern Colorado. Other regions saw a mix of conditions, including expansion of Exceptional Drought (D4) in Texas.

36.54%
of the U.S. and 43.59% of the lower 48 states are in drought this week.
↓ 1.9% since last week
↑ 0.2% since last month

215.9 Million
acres of major crops in U.S. are experiencing drought conditions this week.
↑ 1.2% since last week
↑ 16.9% since last month

136.0 Million
people in the U.S. and 134.8 Million in the lower 48 states are affected by drought this week.
↓ 5.0% since last week
↓ 8.9% since last month

46
U.S. states are experiencing Moderate Drought (D1) or worse this week.
— No change since last week
— No change since last month

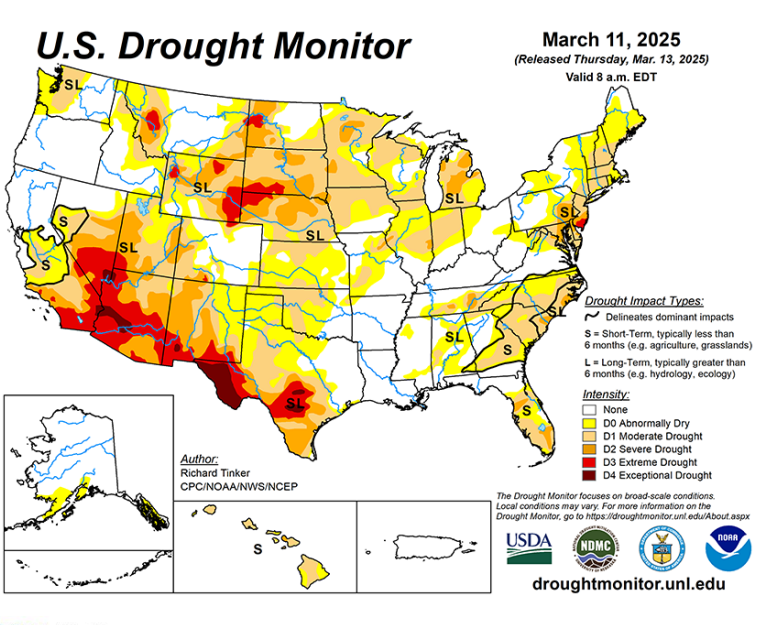

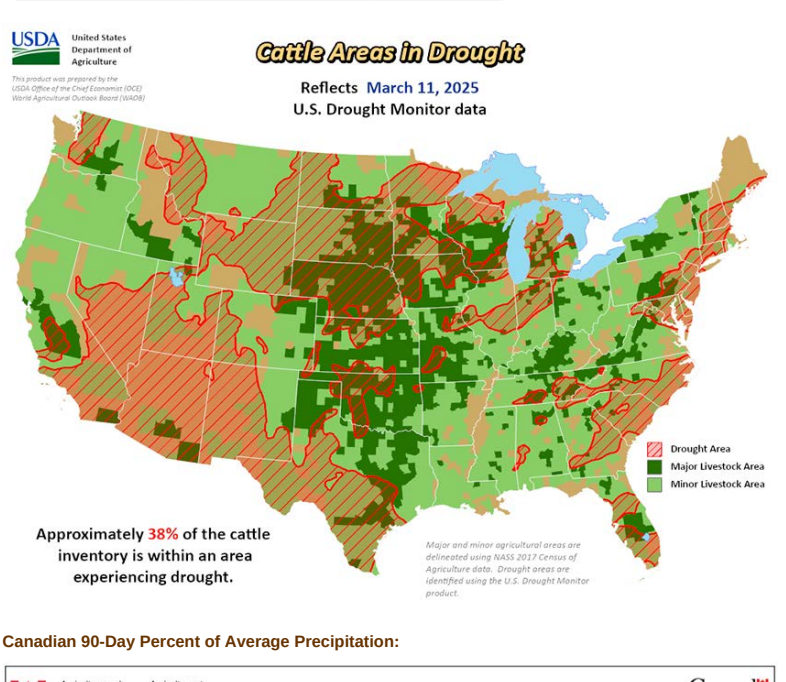

Canadian 90-Day Percent of Average Precipitation:

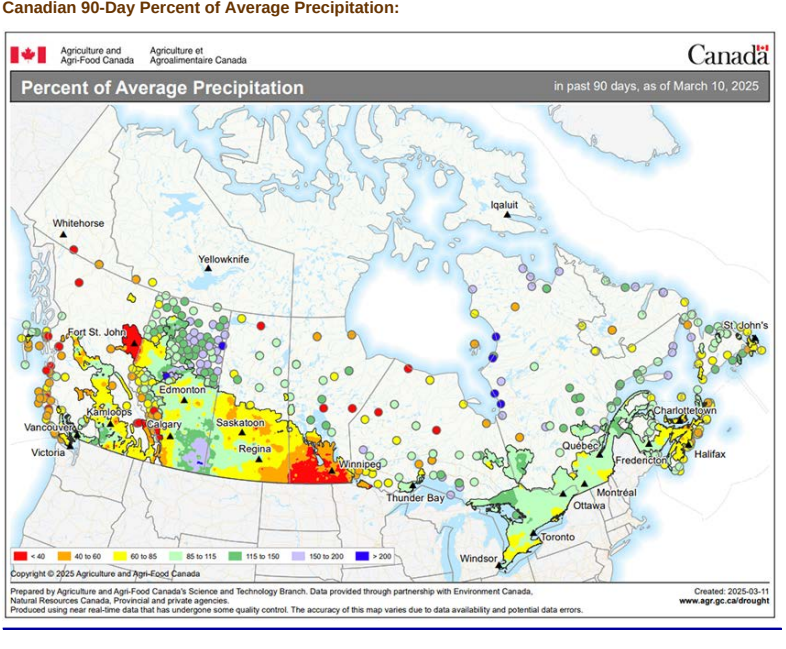

Looking ahead...

The March 13-17 period starts out unusually mild in a large part of the central and eastern U.S. while relatively cool weather stretches from the Rockies to the Pacific Coast. On March 13, temperatures may reach the upper 70's deg. F as far north as central South Dakota, central Indiana, West Virginia, and North Carolina. Portions of central and southern Texas are expected to top 90 deg. F. It'll be a little cooler in the mid-Atlantic and Northeast, with highs in the low 60's deg. F at best, and probably not above 45 deg. F in most of New England. As the period progresses, warm air pushes south and east toward the Atlantic Ocean while a shot of cold air invades the northern Plains. Lows are expected to drop into the teens in parts of the northern Plains that are expected to top 75 deg. F just two days earlier. The cold intrusion looks to be short-lived, with the air mass moderating as it pushes east. On March 17, warmer weather is expected to again build into the Plains. Meanwhile, the western half of the CONUS remains relatively cool. Much of the Sierra Nevada, Cascades, Pacific Northwest Coast, and northern California are anticipating more than 4 inches of precipitation for the 5-day period, with 5 to locally 8 inches possible in northwestern California and adjacent Oregon. Elsewhere from the Rockies westward, fairly widespread light to moderate precipitation is forecast, with heavier totals of 1.5 to locally 4.0 inches falling on some of the higher elevations (particularly in central and northern Idaho) and parts of the central and southern California Coastline. Most lower elevations should expect lesser amounts of several tenths to an inch. Farther east, a swath of heavy rain is anticipated from the lower Ohio Valley southward into portions of the Gulf Coast States. More than 1.5 inches is forecast there, with amounts exceeding 3 inches possible in northeastern Mississippi, northern Alabama, and central Tennessee. Moderate amounts of at least 0.5 inch should fall elsewhere from the Mississippi River to the Atlantic Seaboard, with lesser totals expected over most of Maine, southern Florida, and the western Great Lakes. In the middle of the country, at least a few tenths of an inch of precipitation are forecast for the east-central and northeastern Great Plains and the Upper Mississippi Valley, with amounts approaching of slightly exceeding an inch over most of Minnesota and adjacent portions of South Dakota and Iowa. Dry weather is anticipated across the High Plains and the southern half of the Great Plains, with a few tenths of an inch falling at best.

The 6-10 day outlook valid March 18-22, 2025 favors a continuation of below-normal temperatures from the Rockies westward, and warmer than normal weather over most of the central and eastern states. Odds for unusual warmth top 60 percent from the Ohio Valley and mid-Atlantic northward to the Canadian border while there is over a 70 percent chance of unusually cool conditions in the western Great Basin. Hawaii has significantly enhanced odds for above-normal temperatures (over 60 percent), and the dry areas of southern Alaska should also average warmer than normal, although with lower probabilities. Meanwhile, subnormal precipitation continues to be favored across most of Texas and Oklahoma, and there are slightly enhanced chances for drier than normal weather over part of North Dakota and along the South Atlantic Seaboard. The rest of the country should average near- or wetter-than-normal, with the best odds for surplus precipitation over and near the Pacific Northwest. Above-normal precipitation is also favored for the western half of Hawaii and for the dry areas in Alaska

Precipitation & Temperature Outlooks:

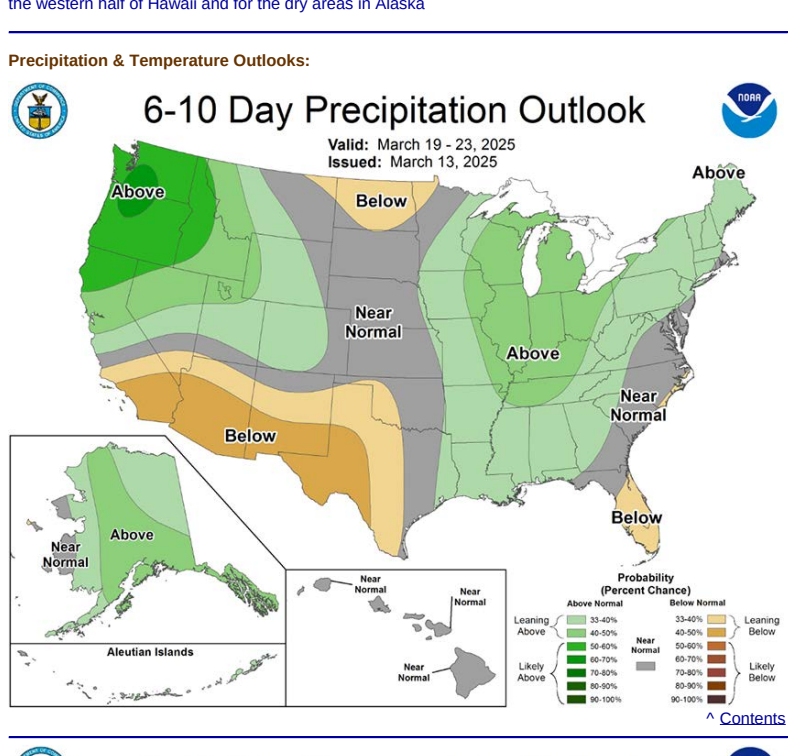

^ Contents

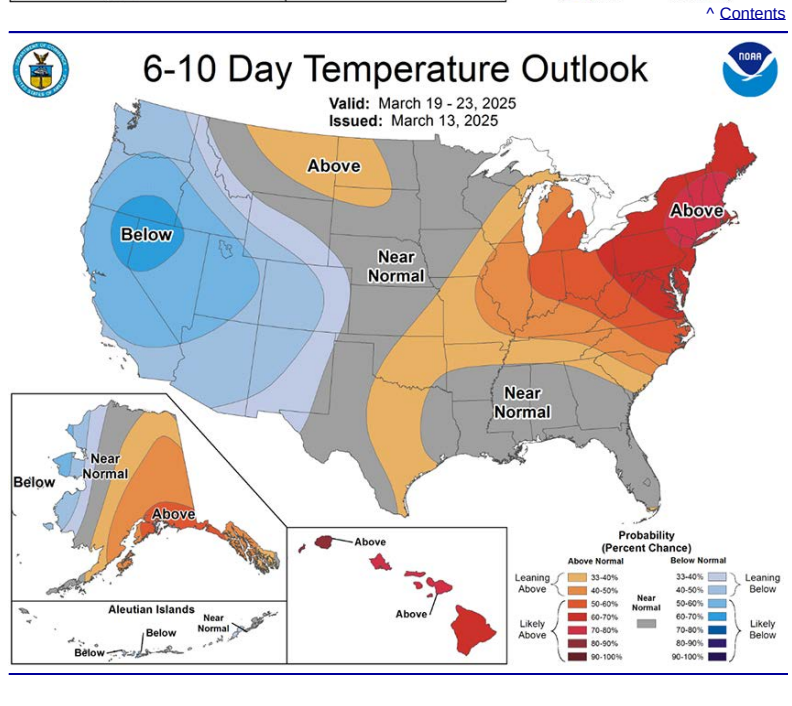

^ Contents

Weekly Grain Market Review:

Grain Prices	03/14/25	Last Week	1 Month Ago	1 Year Ago	5 Yr. Avg.
Omaha Corn	4.49	4.44	4.79	4.43	5.43
Kansas City Wheat	5.32	5.24	5.63	5.10	6.69
May Corn Futures	4.5875	4.6925	4.9625	4.3675	5.2700
May Wheat Futures	5.5700	5.5125	6.0000	5.2850	6.7621

5 Year Moving Average - Corn & Wheat - 3/14/25

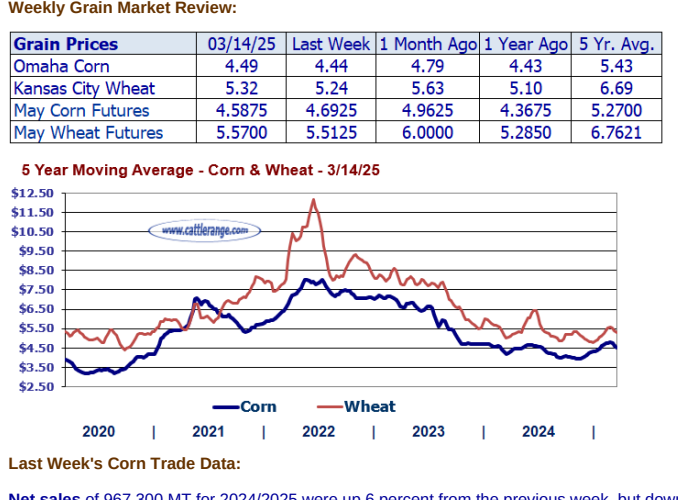

Last Week's Corn Trade Data:

Net sales of 967,300 MT for 2024/2025 were up 6 percent from the previous week, but down 19 percent from the prior 4-week average. Increases primarily for Mexico (431,600 MT, including decreases of 12,800 MT), Japan (194,100 MT, including 156,500 MT switched from unknown destinations and decreases of 16,800 MT), Spain (144,100 MT, including 66,000 MT switched from unknown destinations), Colombia (84,700 MT, including 27,000 MT switched from unknown destinations), and Guatemala (76,400 MT, including 28,000 MT switched from unknown destinations, 27,000 MT switched from Panama, and decreases of 2,200 MT), were offset by reductions for unknown destinations (285,900 MT). Total net sales of 13,400 MT for 2025/2026 were for Honduras.

Exports of 1,863,000 MT--a marketing-year high--were up 47 percent from the previous week and 34 percent from the prior 4-week average. The destinations were primarily to Japan (399,300 MT), Mexico (397,900 MT), South Korea (207,900 MT), Spain (144,100 MT), and Colombia (124,800 MT).

^ Contents

Regional Auction Reports... Click Link to view entire report

Last Friday & Saturday Auctions:

Burwell Livestock Auction Market - Burwell NE
This Week: 2,850
Last Reported: 1,320
Last Year: 0
A limited number of comparable offerings from last week, a sharply higher demand should be noted for the day, with active internet bidding. Next Auction Dates March 14th Special Bred cow and heifer auction March 21st Special calf and Feeder auction.

Ft. Pierre Livestock Auction - Ft. Pierre SD
This Week: 4,768
Last Reported: 6,998
Last Year: 5,151
Compared to last week: Steers from 550 lbs to 799 lbs were generally 2.00 to 6.00 higher, few instances of 3.00 lower, steers from 800 lbs to 899 lbs were mostly 5.00 to 8.00 higher; heifers from 500 lbs to 749 lbs were 2.00 to 4.00 higher, instances of 6.00 higher, other weight classes not well compared. An active to very active market on all classes of cattle in todays auction. Good demand on all classes of feeders with very good demand for replacement heifers in todays auction.

Lexington Livestock Market - Lexington, NE
This Week: 2,752
Last Reported: 3,110
Last Year: 1,613
Compared to last week steers 500-650 lbs sold steady to 10.00 higher with steers over 750 lbs selling steady to 6.00 higher, Heifers 550-750 lbs sold steady to 6.00 higher. Demand was good from the buyers in the crowd with internet bidding and buying noticed.

Torrington Livestock Commission - Torrington WY
This Week: 935
Last Reported: 941
Last Year: 501
Compared to last week; slaughter and feeder cows traded 1.00 to 3.00 higher. Slaughter bulls traded 6.00 higher. A small offering of bred females also today with an active market for aged cows.

Cattleman's Livestock Auction - Belen NM
This Week: 588
Last Reported: 428
Last Year: 692
Compared to last week: Steer and heifer calves sold 20-25.00 higher. Feeder steers and heifers sold steady to 5.00 higher. Slaughter cows sold 2.00-4.00 lower, while slaughter bulls sold stedy to 1.00-2.00 higher. Trade and demand good.

Santa Teresa Livestock Auction (Imported Mexican Cattle) - Santa Teresa NM
This Week: 760
Last Reported: 402
Last Year: 843
Not enough head of any one weight range or class sold to compare with last week. However a much higher undertone was noted. Trade was very active, and demand was very good. Bulk of supply consisted of steers and spayed heifers weighing 300-900 lbs. All cattle sold were of Mexican Origin.

Eastern MO Commission Company - Bowling Green, MO
This Week: 578
Last Reported: 2,186
Last Year: 1,960
Compared to last week, a very light offering of feeders selling mostly in small packages and singles but for the most part all sold right in line with last week's price ranges on comparable weights and quality. Slaughter steers and heifers sold steady to 2.00 higher with slaughter cows trading mostly steady to 3.00 lower

Smith County Commission - Carthage TN
This Week: 848
Last Reported: 1,095
Last Year: 612
Compared to last week Feeder Steers/Bulls 12.00 to 15.00 higher; Feeder Heifers 7.00 to 9.00 higher; Slaughter Cows 2.00 to 3.00 lower; Slaughter Bulls 4.00 to 6.00 lower. Feeder cattle quality good with high demand. Slaughter cattle quality pour with steady demand.

Carolina Stockyards – Livestock Auction – Siler City, NC
This Week: 1,060
Last Reported: 0
Last Year: 1,089
Slaughter cattle were steady this week . Feeder cattle were steady to 2.00 to 5.00 higher this week compared to last week . Demand was moderate ; market activity and buyer interest were moderate . Offerings moderate with quality average.

Monday Auctions:

Sioux Falls Regional Livestock Report - Worthing SD
This Week: 2,499
Last Reported: 3,418
Last Year: 3,542
Compared to last week: Feeder steers steady to 5.00 higher, instances of 6.00 to 10.00 higher. Feeder heifers 5.00 to 10.00 higher, except 700-800 lbs steady.

Tri-State Livestock Auction Market - McCook NE
This Week: 1,747
Last Reported: 2,882
Last Year: 1,065
Compared to last week, steers over 600 lbs was 2.00 - 16.00 higher and heifers were 4.00 - 15.00 higher. Demand was good on all offerings.

Oklahoma National Stockyards Feeder Cattle - Oklahoma City OK
This Week: 5,000
Last Reported: 10,907
Last Year: 6,503
Compared to last week: Feeder steers 5.00-10.00 higher. Feeder heifers 3.00-8.00 higher. Stocker steers and steer calves 5.00-15.00 higher. Stocker heifers and heifer calves mostly steady in a light test of calves. Demand is very good for all classes. Increased action from northern accounts.

Tulsa Livestock Auction - Tulsa, OK
This Week: 2,003
Last Reported: 3,102
Last Year: 2,051
Compared to the last report, feeder steers and steer calves sold for 2.00 to 10.00 higher with instances of 14.00 higher, besides 300 to 400 weights sold 5.00 lower. Feeder heifers and heifer calves sold for 5.00 to 10.00 higher. Slaughter cows and bulls compared to two weeks ago sold 5.00 higher.

Roswell Livestock Auction - Roswell NM
This Week: 1,201
Last Reported: 1,608
Last Year: 1,637
Compared to last week: Steer calves sold 15.00-20.00 higher, while heifer calves sold 3.00-5.00 higher. Feeder steers and heifers sold steady to 5.00-7.00 lower. Slaughter cows and bulls sold 5.00-7.00 higher. Trade and demad good.

Joplin Reg. Stockyards Feeder Cattle - Carthage MO
This Week: 9,762
Last Reported: 13,100
Last Year: 8,011
Compared to last week feeder steers sold 10.00-25.00 higher. Feeder heifers sold 5.00-25.00 higher. Supply was heavy with very good demand. A high percentage of the cattle offered today were high quality and buyers were needing cattle. Four weight steers sold up to 495.00/cwt. with five weight steers selling up to 420.00/cwt.

Callaway Livestock Center - Kingdom City MO
This Week: 2,522
Last Reported: 3,136
Last Year: 1,248
Compared to last week, steer calves under 550 lbs sold steady with a larger offering of new crop calves in the mix, 550-700 lb steers sold 5.00-15.00 higher with the most advance on the 650-700 lb steers, 700-800 lb steers sold 2.00-8.00 higher and seven pot loads of steers over 800 lbs traded steady. Heifer calves weighing 400-500 lbs on a light test and 600-700 lb heifers traded 5.00-10.00 higher with 500-550 lb heifers selling fully steady to firm.

Mid-South Livestock - Unionville TN
This Week: 933
Last Reported: 943
Last Year: 724
Compared to last week, Feeder Steers 4.00-12.00 higher; Feeder Bulls steady to 10.00 higher; Feeder Heifers steady to 5.00 lower; Slaughter Cows mostly steady; Slaughter Bulls 8.00 lower.

Saluda Livestock Exchange - Saluda, SC
This Week: 582
Last Reported: 499
Last Year: 0
Compared to last week, feeder steers steady, feeder heifers unevenly steady, feeder bulls too few to trend, slaughter bulls 3.00 lower based on limited comparable sales, slaughter cows unevenly steady. Moderate offerings of plain to average quality cattle with active buyer participation.

United Producers Inc. - Harned KY
This Week: 857
Last Reported: 716
Last Year: 793
Compared to last week: Feeder steers and feeder heifers sold steady to 5.00 higher. Instances of 10.00 higher. Slaughter cows sold 2.00 to 4.00 lower. Slaughter bulls sold steady.

Tuesday Auctions:

Miles City Livestock Commission Auction - Miles City, MT
This Week: 708
Last Reported: 2,451
Last Year: 855
Compared to last week: Feeder steers were all too lightly tested either this week or last week to develop an accurate market trend, however higher undertones were noticed on steers under 500 lbs and steady undertones were noticed on steers over 500 lbs. 650-699 lbs heifers offered the best test this week, these offerings sold mostly steady in a narrow comparison. All other weights of heifers were too lightly tested to develop an accurate market trend, however steady to higher undertones were noticed.

Winter Livestock Auction - Riverton, WY
This Week: 658
Last Reported: 967
Last Year: 417
Compared to last Tuesday sale on a bred cow special along with 63 breeding bulls; slaughter cows steady instance 4.00 higher, slaughter bulls 1.00-3.00 higher with individual 9.00 higher, limited numbers on feeder calves. Several bred cows and few cow calf pairs. Demand moderate to good with active buyers and participation.

Winter Livestock - La Junta CO
This Week: 7,172
Last Reported: 1,762
Last Year: 7,180
Trade activity and demand was very good. Today was the anniversary sale and had high quality cattle and the buyer demand was very strong. Feeder steers sold 5.00 to 8.00 higher with instances of sharply higher across all weight classes. Feeder heifers sold 3.00 to 8.00 higher with instances of sharply higher across all weight classes. Breaker slaughter cows and boner cows sold steady while lean cows sold 1.00 higher. Slaughter bulls of average dressing sold 5.00 higher.

OKC West Livestock Auction - El Reno, OK
This Week: 2,000
Last Reported: 13,398
Last Year: 9,127
Compared to last week: Steer and heifer calves sold 15.00-20.00 higher. Demand good.

Lonestar Stockyards - Wildorado, TX
This Week: 1,390
Last Reported: 1,722
Last Year: 1,384
Compared to last week: Feeder steers and heifers traded 2.00 to 7.00 higher. Steer and heifer calves suitable for grazing traded 5.00 to 10.00 higher with instances of up to 20.00 higher on cattle under 500 pounds. Trading activity was active on good buyer demand. Slaughter cows and bulls traded mostly 1.00

Sector Detail Report

Sector Detail Report - Sorted by Date of Sale

Mid-Atlantic Auction Services - West Palms MD
Title Detail: 3211
Title Number: 3211
Date of Sale: 2/2/2008
Sector: Sector 1 Sector 2 Sector 3 Sector 4 Sector 5 Sector 6 Sector 7 Sector 8 Sector 9 Sector 10 Sector 11 Sector 12 Sector 13 Sector 14 Sector 15 Sector 16 Sector 17 Sector 18 Sector 19 Sector 20 Sector 21 Sector 22 Sector 23 Sector 24 Sector 25 Sector 26 Sector 27 Sector 28 Sector 29 Sector 30 Sector 31 Sector 32 Sector 33 Sector 34 Sector 35 Sector 36 Sector 37 Sector 38 Sector 39 Sector 40 Sector 41 Sector 42 Sector 43 Sector 44 Sector 45 Sector 46 Sector 47 Sector 48 Sector 49 Sector 50 Sector 51 Sector 52 Sector 53 Sector 54 Sector 55 Sector 56 Sector 57 Sector 58 Sector 59 Sector 60 Sector 61 Sector 62 Sector 63 Sector 64 Sector 65 Sector 66 Sector 67 Sector 68 Sector 69 Sector 70 Sector 71 Sector 72 Sector 73 Sector 74 Sector 75 Sector 76 Sector 77 Sector 78 Sector 79 Sector 80 Sector 81 Sector 82 Sector 83 Sector 84 Sector 85 Sector 86 Sector 87 Sector 88 Sector 89 Sector 90 Sector 91 Sector 92 Sector 93 Sector 94 Sector 95 Sector 96 Sector 97 Sector 98 Sector 99 Sector 100
Total Sales: 2
Total Sector: 2
Total Sector 1: 0
Total Sector 2: 0
Total Sector 3: 0
Total Sector 4: 0
Total Sector 5: 0
Total Sector 6: 0
Total Sector 7: 0
Total Sector 8: 0
Total Sector 9: 0
Total Sector 10: 0
Total Sector 11: 0
Total Sector 12: 0
Total Sector 13: 0
Total Sector 14: 0
Total Sector 15: 0
Total Sector 16: 0
Total Sector 17: 0
Total Sector 18: 0
Total Sector 19: 0
Total Sector 20: 0
Total Sector 21: 0
Total Sector 22: 0
Total Sector 23: 0
Total Sector 24: 0
Total Sector 25: 0
Total Sector 26: 0
Total Sector 27: 0
Total Sector 28: 0
Total Sector 29: 0
Total Sector 30: 0
Total Sector 31: 0
Total Sector 32: 0
Total Sector 33: 0
Total Sector 34: 0
Total Sector 35: 0
Total Sector 36: 0
Total Sector 37: 0
Total Sector 38: 0
Total Sector 39: 0
Total Sector 40: 0
Total Sector 41: 0
Total Sector 42: 0
Total Sector 43: 0
Total Sector 44: 0
Total Sector 45: 0
Total Sector 46: 0
Total Sector 47: 0
Total Sector 48: 0
Total Sector 49: 0
Total Sector 50: 0
Total Sector 51: 0
Total Sector 52: 0
Total Sector 53: 0
Total Sector 54: 0
Total Sector 55: 0
Total Sector 56: 0
Total Sector 57: 0
Total Sector 58: 0
Total Sector 59: 0
Total Sector 60: 0
Total Sector 61: 0
Total Sector 62: 0
Total Sector 63: 0
Total Sector 64: 0
Total Sector 65: 0
Total Sector 66: 0
Total Sector 67: 0
Total Sector 68: 0
Total Sector 69: 0
Total Sector 70: 0
Total Sector 71: 0
Total Sector 72: 0
Total Sector 73: 0
Total Sector 74: 0
Total Sector 75: 0
Total Sector 76: 0
Total Sector 77: 0
Total Sector 78: 0
Total Sector 79: 0
Total Sector 80: 0
Total Sector 81: 0
Total Sector 82: 0
Total Sector 83: 0
Total Sector 84: 0
Total Sector 85: 0
Total Sector 86: 0
Total Sector 87: 0
Total Sector 88: 0
Total Sector 89: 0
Total Sector 90: 0
Total Sector 91: 0
Total Sector 92: 0
Total Sector 93: 0
Total Sector 94: 0
Total Sector 95: 0
Total Sector 96: 0
Total Sector 97: 0
Total Sector 98: 0
Total Sector 99: 0
Total Sector 100: 0
Total Sales: 2

Sector 1 Sector 2 Sector 3 Sector 4 Sector 5 Sector 6 Sector 7 Sector 8 Sector 9 Sector 10 Sector 11 Sector 12 Sector 13 Sector 14 Sector 15 Sector 16 Sector 17 Sector 18 Sector 19 Sector 20 Sector 21 Sector 22 Sector 23 Sector 24 Sector 25 Sector 26 Sector 27 Sector 28 Sector 29 Sector 30 Sector 31 Sector 32 Sector 33 Sector 34 Sector 35 Sector 36 Sector 37 Sector 38 Sector 39 Sector 40 Sector 41 Sector 42 Sector 43 Sector 44 Sector 45 Sector 46 Sector 47 Sector 48 Sector 49 Sector 50 Sector 51 Sector 52 Sector 53 Sector 54 Sector 55 Sector 56 Sector 57 Sector 58 Sector 59 Sector 60 Sector 61 Sector 62 Sector 63 Sector 64 Sector 65 Sector 66 Sector 67 Sector 68 Sector 69 Sector 70 Sector 71 Sector 72 Sector 73 Sector 74 Sector 75 Sector 76 Sector 77 Sector 78 Sector 79 Sector 80 Sector 81 Sector 82 Sector 83 Sector 84 Sector 85 Sector 86 Sector 87 Sector 88 Sector 89 Sector 90 Sector 91 Sector 92 Sector 93 Sector 94 Sector 95 Sector 96 Sector 97 Sector 98 Sector 99 Sector 100

Mid-Atlantic Auction Services - West Palms MD
Title Detail: 3211
Title Number: 3211
Date of Sale: 2/2/2008
Sector: Sector 1 Sector 2 Sector 3 Sector 4 Sector 5 Sector 6 Sector 7 Sector 8 Sector 9 Sector 10 Sector 11 Sector 12 Sector 13 Sector 14 Sector 15 Sector 16 Sector 17 Sector 18 Sector 19 Sector 20 Sector 21 Sector 22 Sector 23 Sector 24 Sector 25 Sector 26 Sector 27 Sector 28 Sector 29 Sector 30 Sector 31 Sector 32 Sector 33 Sector 34 Sector 35 Sector 36 Sector 37 Sector 38 Sector 39 Sector 40 Sector 41 Sector 42 Sector 43 Sector 44 Sector 45 Sector 46 Sector 47 Sector 48 Sector 49 Sector 50 Sector 51 Sector 52 Sector 53 Sector 54 Sector 55 Sector 56 Sector 57 Sector 58 Sector 59 Sector 60 Sector 61 Sector 62 Sector 63 Sector 64 Sector 65 Sector 66 Sector 67 Sector 68 Sector 69 Sector 70 Sector 71 Sector 72 Sector 73 Sector 74 Sector 75 Sector 76 Sector 77 Sector 78 Sector 79 Sector 80 Sector 81 Sector 82 Sector 83 Sector 84 Sector 85 Sector 86 Sector 87 Sector 88 Sector 89 Sector 90 Sector 91 Sector 92 Sector 93 Sector 94 Sector 95 Sector 96 Sector 97 Sector 98 Sector 99 Sector 100
Total Sales: 2
Total Sector: 2
Total Sector 1: 0
Total Sector 2: 0
Total Sector 3: 0
Total Sector 4: 0
Total Sector 5: 0
Total Sector 6: 0
Total Sector 7: 0
Total Sector 8: 0
Total Sector 9: 0
Total Sector 10: 0
Total Sector 11: 0
Total Sector 12: 0
Total Sector 13: 0
Total Sector 14: 0
Total Sector 15: 0
Total Sector 16: 0
Total Sector 17: 0
Total Sector 18: 0
Total Sector 19: 0
Total Sector 20: 0
Total Sector 21: 0
Total Sector 22: 0
Total Sector 23: 0
Total Sector 24: 0
Total Sector 25: 0
Total Sector 26: 0
Total Sector 27: 0
Total Sector 28: 0
Total Sector 29: 0
Total Sector 30: 0
Total Sector 31: 0
Total Sector 32: 0
Total Sector 33: 0
Total Sector 34: 0
Total Sector 35: 0
Total Sector 36: 0
Total Sector 37: 0
Total Sector 38: 0
Total Sector 39: 0
Total Sector 40: 0
Total Sector 41: 0
Total Sector 42: 0
Total Sector 43: 0
Total Sector 44: 0
Total Sector 45: 0
Total Sector 46: 0
Total Sector 47: 0
Total Sector 48: 0
Total Sector 49: 0
Total Sector 50: 0
Total Sector 51: 0
Total Sector 52: 0
Total Sector 53: 0
Total Sector 54: 0
Total Sector 55: 0
Total Sector 56: 0
Total Sector 57: 0
Total Sector 58: 0
Total Sector 59: 0
Total Sector 60: 0
Total Sector 61: 0
Total Sector 62: 0
Total Sector 63: 0
Total Sector 64: 0
Total Sector 65: 0
Total Sector 66: 0
Total Sector 67: 0
Total Sector 68: 0
Total Sector 69: 0
Total Sector 70: 0
Total Sector 71: 0
Total Sector 72: 0
Total Sector 73: 0
Total Sector 74: 0
Total Sector 75: 0
Total Sector 76: 0
Total Sector 77: 0
Total Sector 78: 0
Total Sector 79: 0
Total Sector 80: 0
Total Sector 81: 0
Total Sector 82: 0
Total Sector 83: 0
Total Sector 84: 0
Total Sector 85: 0
Total Sector 86: 0
Total Sector 87: 0
Total Sector 88: 0
Total Sector 89: 0
Total Sector 90: 0
Total Sector 91: 0
Total Sector 92: 0
Total Sector 93: 0
Total Sector 94: 0
Total Sector 95: 0
Total Sector 96: 0
Total Sector 97: 0
Total Sector 98: 0
Total Sector 99: 0
Total Sector 100: 0
Total Sales: 2

Mid-Atlantic Auction Services - Ocean City MD
Title Detail: 3212
Title Number: 3212
Date of Sale: 2/2/2008
Sector: Sector 1 Sector 2 Sector 3 Sector 4 Sector 5 Sector 6 Sector 7 Sector 8 Sector 9 Sector 10 Sector 11 Sector 12 Sector 13 Sector 14 Sector 15 Sector 16 Sector 17 Sector 18 Sector 19 Sector 20 Sector 21 Sector 22 Sector 23 Sector 24 Sector 25 Sector 26 Sector 27 Sector 28 Sector 29 Sector 30 Sector 31 Sector 32 Sector 33 Sector 34 Sector 35 Sector 36 Sector 37 Sector 38 Sector 39 Sector 40 Sector 41 Sector 42 Sector 43 Sector 44 Sector 45 Sector 46 Sector 47 Sector 48 Sector 49 Sector 50 Sector 51 Sector 52 Sector 53 Sector 54 Sector 55 Sector 56 Sector 57 Sector 58 Sector 59 Sector 60 Sector 61 Sector 62 Sector 63 Sector 64 Sector 65 Sector 66 Sector 67 Sector 68 Sector 69 Sector 70 Sector 71 Sector 72 Sector 73 Sector 74 Sector 75 Sector 76 Sector 77 Sector 78 Sector 79 Sector 80 Sector 81 Sector 82 Sector 83 Sector 84 Sector 85 Sector 86 Sector 87 Sector 88 Sector 89 Sector 90 Sector 91 Sector 92 Sector 93 Sector 94 Sector 95 Sector 96 Sector 97 Sector 98 Sector 99 Sector 100
Total Sales: 2
Total Sector: 2
Total Sector 1: 0
Total Sector 2: 0
Total Sector 3: 0
Total Sector 4: 0
Total Sector 5: 0
Total Sector 6: 0
Total Sector 7: 0
Total Sector 8: 0
Total Sector 9: 0
Total Sector 10: 0
Total Sector 11: 0
Total Sector 12: 0
Total Sector 13: 0
Total Sector 14: 0
Total Sector 15: 0
Total Sector 16: 0
Total Sector 17: 0
Total Sector 18: 0
Total Sector 19: 0
Total Sector 20: 0
Total Sector 21: 0
Total Sector 22: 0
Total Sector 23: 0
Total Sector 24: 0
Total Sector 25: 0
Total Sector 26: 0
Total Sector 27: 0
Total Sector 28: 0
Total Sector 29: 0
Total Sector 30: 0
Total Sector 31: 0
Total Sector 32: 0
Total Sector 33: 0
Total Sector 34: 0
Total Sector 35: 0
Total Sector 36: 0
Total Sector 37: 0
Total Sector 38: 0
Total Sector 39: 0
Total Sector 40: 0
Total Sector 41: 0
Total Sector 42: 0
Total Sector 43: 0
Total Sector 44: 0
Total Sector 45: 0
Total Sector 46: 0
Total Sector 47: 0
Total Sector 48: 0
Total Sector 49: 0
Total Sector 50: 0
Total Sector 51: 0
Total Sector 52: 0
Total Sector 53: 0
Total Sector 54: 0
Total Sector 55: 0
Total Sector 56: 0
Total Sector 57: 0
Total Sector 58: 0
Total Sector 59: 0
Total Sector 60: 0
Total Sector 61: 0
Total Sector 62: 0
Total Sector 63: 0
Total Sector 64: 0
Total Sector 65: 0
Total Sector 66: 0
Total Sector 67: 0
Total Sector 68: 0
Total Sector 69: 0
Total Sector 70: 0
Total Sector 71: 0
Total Sector 72: 0
Total Sector 73: 0
Total Sector 74: 0
Total Sector 75: 0
Total Sector 76: 0
Total Sector 77: 0
Total Sector 78: 0
Total Sector 79: 0
Total Sector 80: 0
Total Sector 81: 0
Total Sector 82: 0
Total Sector 83: 0
Total Sector 84: 0
Total Sector 85: 0
Total Sector 86: 0
Total Sector 87: 0
Total Sector 88: 0
Total Sector 89: 0
Total Sector 90: 0
Total Sector 91: 0
Total Sector 92: 0
Total Sector 93: 0
Total Sector 94: 0
Total Sector 95: 0
Total Sector 96: 0
Total Sector 97: 0
Total Sector 98: 0
Total Sector 99: 0
Total Sector 100: 0
Total Sales: 2

South Central Regional Headquarters - Dallas MD
Title Detail: 3213
Title Number: 3213
Date of Sale: 2/2/2008
Sector: Sector 1 Sector 2 Sector 3 Sector 4 Sector 5 Sector 6 Sector 7 Sector 8 Sector 9 Sector 10 Sector 11 Sector 12 Sector 13 Sector 14 Sector 15 Sector 16 Sector 17 Sector 18 Sector 19 Sector 20 Sector 21 Sector 22 Sector 23 Sector 24 Sector 25 Sector 26 Sector 27 Sector 28 Sector 29 Sector 30 Sector 31 Sector 32 Sector 33 Sector 34 Sector 35 Sector 36 Sector 37 Sector 38 Sector 39 Sector 40 Sector 41 Sector 42 Sector 43 Sector 44 Sector 45 Sector 46 Sector 47 Sector 48 Sector 49 Sector 50 Sector 51 Sector 52 Sector 53 Sector 54 Sector 55 Sector 56 Sector 57 Sector 58 Sector 59 Sector 60 Sector 61 Sector 62 Sector 63 Sector 64 Sector 65 Sector 66 Sector 67 Sector 68 Sector 69 Sector 70 Sector 71 Sector 72 Sector 73 Sector 74 Sector 75 Sector 76 Sector 77 Sector 78 Sector 79 Sector 80 Sector 81 Sector 82 Sector 83 Sector 84 Sector 85 Sector 86 Sector 87 Sector 88 Sector 89 Sector 90 Sector 91 Sector 92 Sector 93 Sector 94 Sector 95 Sector 96 Sector 97 Sector 98 Sector 99 Sector 100
Total Sales: 2
Total Sector: 2
Total Sector 1: 0
Total Sector 2: 0
Total Sector 3: 0
Total Sector 4: 0
Total Sector 5: 0
Total Sector 6: 0
Total Sector 7: 0
Total Sector 8: 0
Total Sector 9: 0
Total Sector 10: 0
Total Sector 11: 0
Total Sector 12: 0
Total Sector 13: 0
Total Sector 14: 0
Total Sector 15: 0
Total Sector 16: 0
Total Sector 17: 0
Total Sector 18: 0
Total Sector 19: 0
Total Sector 20: 0
Total Sector 21: 0
Total Sector 22: 0
Total Sector 23: 0
Total Sector 24: 0
Total Sector 25: 0
Total Sector 26: 0
Total Sector 27: 0
Total Sector 28: 0
Total Sector 29: 0
Total Sector 30: 0
Total Sector 31: 0
Total Sector 32: 0
Total Sector 33: 0
Total Sector 34: 0
Total Sector 35: 0
Total Sector 36: 0
Total Sector 37: 0
Total Sector 38: 0
Total Sector 39: 0
Total Sector 40: 0
Total Sector 41: 0
Total Sector 42: 0
Total Sector 43: 0
Total Sector 44: 0
Total Sector 45: 0
Total Sector 46: 0
Total Sector 47: 0
Total Sector 48: 0
Total Sector 49: 0
Total Sector 50: 0
Total Sector 51: 0
Total Sector 52: 0
Total Sector 53: 0
Total Sector 54: 0
Total Sector 55: 0
Total Sector 56: 0
Total Sector 57: 0
Total Sector 58: 0
Total Sector 59: 0
Total Sector 60: 0
Total Sector 61: 0
Total Sector 62: 0
Total Sector 63: 0
Total Sector 64: 0
Total Sector 65: 0
Total Sector 66: 0
Total Sector 67: 0
Total Sector 68: 0
Total Sector 69: 0
Total Sector 70: 0
Total Sector 71: 0
Total Sector 72: 0
Total Sector 73: 0
Total Sector 74: 0
Total Sector 75: 0
Total Sector 76: 0
Total Sector 77: 0
Total Sector 78: 0
Total Sector 79: 0
Total Sector 80: 0
Total Sector 81: 0
Total Sector 82: 0
Total Sector 83: 0
Total Sector 84: 0
Total Sector 85: 0
Total Sector 86: 0
Total Sector 87: 0
Total Sector 88: 0
Total Sector 89: 0
Total Sector 90: 0
Total Sector 91: 0
Total Sector 92: 0
Total Sector 93: 0
Total Sector 94: 0
Total Sector 95: 0
Total Sector 96: 0
Total Sector 97: 0
Total Sector 98: 0
Total Sector 99: 0
Total Sector 100: 0
Total Sales: 2

Tuttle Lumber Auction - Tulsa, TX
Title Detail: 3214
Title Number: 3214
Date of Sale: 2/2/2008
Sector: Sector 1 Sector 2 Sector 3 Sector 4 Sector 5 Sector 6 Sector 7 Sector 8 Sector 9 Sector 10 Sector 11 Sector 12 Sector 13 Sector 14 Sector 15 Sector 16 Sector 17 Sector 18 Sector 19 Sector 20 Sector 21 Sector 22 Sector 23 Sector 24 Sector 25 Sector 26 Sector 27 Sector 28 Sector 29 Sector 30 Sector 31 Sector 32 Sector 33 Sector 34 Sector 35 Sector 36 Sector 37 Sector 38 Sector 39 Sector 40 Sector 41 Sector 42 Sector 43 Sector 44 Sector 45 Sector 46 Sector 47 Sector 48 Sector 49 Sector 50 Sector 51 Sector 52 Sector 53 Sector 54 Sector 55 Sector 56 Sector 57 Sector 58 Sector 59 Sector 60 Sector 61 Sector 62 Sector 63 Sector 64 Sector 65 Sector 66 Sector 67 Sector 68 Sector 69 Sector 70 Sector 71 Sector 72 Sector 73 Sector 74 Sector 75 Sector 76 Sector 77 Sector 78 Sector 79 Sector 80 Sector 81 Sector 82 Sector 83 Sector 84 Sector 85 Sector 86 Sector 87 Sector 88 Sector 89 Sector 90 Sector 91 Sector 92 Sector 93 Sector 94 Sector 95 Sector 96 Sector 97 Sector 98 Sector 99 Sector 100
Total Sales: 2
Total Sector: 2
Total Sector 1: 0
Total Sector 2: 0
Total Sector 3: 0
Total Sector 4: 0
Total Sector 5: 0
Total Sector 6: 0
Total Sector 7: 0
Total Sector 8: 0
Total Sector 9: 0
Total Sector 10: 0
Total Sector 11: 0
Total Sector 12: 0
Total Sector 13: 0
Total Sector 14: 0
Total Sector 15: 0
Total Sector 16: 0
Total Sector 17: 0
Total Sector 18: 0
Total Sector 19: 0
Total Sector 20: 0
Total Sector 21: 0
Total Sector 22: 0
Total Sector 23: 0
Total Sector 24: 0
Total Sector 25: 0
Total Sector 26: 0
Total Sector 27: 0
Total Sector 28: 0
Total Sector 29: 0
Total Sector 30: 0
Total Sector 31: 0
Total Sector 32: 0
Total Sector 33: 0
Total Sector 34: 0
Total Sector 35: 0
Total Sector 36: 0
Total Sector 37: 0
Total Sector 38: 0
Total Sector 39: 0
Total Sector 40: 0
Total Sector 41: 0
Total Sector 42: 0
Total Sector 43: 0
Total Sector 44: 0
Total Sector 45: 0
Total Sector 46: 0
Total Sector 47: 0
Total Sector 48: 0
Total Sector 49: 0
Total Sector 50: 0
Total Sector 51: 0
Total Sector 52: 0
Total Sector 53: 0
Total Sector 54: 0
Total Sector 55: 0
Total Sector 56: 0
Total Sector 57: 0
Total Sector 58: 0
Total Sector 59: 0
Total Sector 60: 0
Total Sector 61: 0
Total Sector 62: 0
Total Sector 63: 0
Total Sector 64: 0
Total Sector 65: 0
Total Sector 66: 0
Total Sector 67: 0
Total Sector 68: 0
Total Sector 69: 0
Total Sector 70: 0
Total Sector 71: 0
Total Sector 72: 0
Total Sector 73: 0
Total Sector 74: 0
Total Sector 75: 0
Total Sector 76: 0
Total Sector 77: 0
Total Sector 78: 0
Total Sector 79: 0
Total Sector 80: 0
Total Sector 81: 0
Total Sector 82: 0
Total Sector 83: 0
Total Sector 84: 0
Total Sector 85: 0
Total Sector 86: 0
Total Sector 87: 0
Total Sector 88: 0
Total Sector 89: 0
Total Sector 90: 0
Total Sector 91: 0
Total Sector 92: 0
Total Sector 93: 0
Total Sector 94: 0
Total Sector 95: 0
Total Sector 96: 0
Total Sector 97: 0
Total Sector 98: 0
Total Sector 99: 0
Total Sector 100: 0
Total Sales: 2

Wesley Auction - Fort Worth
Title Detail: 3215
Title Number: 3215
Date of Sale: 2/2/2008
Sector: Sector 1 Sector 2 Sector 3 Sector 4 Sector 5 Sector 6 Sector 7 Sector 8 Sector 9 Sector 10 Sector 11 Sector 12 Sector 13 Sector 14 Sector 15 Sector 16 Sector 17 Sector 18 Sector 19 Sector 20 Sector 21 Sector 22 Sector 23 Sector 24 Sector 25 Sector 26 Sector 27 Sector 28 Sector 29 Sector 30 Sector 31 Sector 32 Sector 33 Sector 34 Sector 35 Sector 36 Sector 37 Sector 38 Sector 39 Sector 40 Sector 41 Sector 42 Sector 43 Sector 44 Sector 45 Sector 46 Sector 47 Sector 48 Sector 49 Sector 50 Sector 51 Sector 52 Sector 53 Sector 54 Sector 55 Sector 56 Sector 57 Sector 58 Sector 59 Sector 60 Sector 61 Sector 62 Sector 63 Sector 64 Sector 65 Sector 66 Sector 67 Sector 68 Sector 69 Sector 70 Sector 71 Sector 72 Sector 73 Sector 74 Sector 75 Sector 76 Sector 77 Sector 78 Sector 79 Sector 80 Sector 81 Sector 82 Sector 83 Sector 84 Sector 85 Sector 86 Sector 87 Sector 88 Sector 89 Sector 90 Sector 91 Sector 92 Sector 93 Sector 94 Sector 95 Sector 96 Sector 97 Sector 98 Sector 99 Sector 100
Total Sales: 2
Total Sector: 2
Total Sector 1: 0
Total Sector 2: 0
Total Sector 3: 0
Total Sector 4: 0
Total Sector 5: 0
Total Sector 6: 0
Total Sector 7: 0
Total Sector 8: 0
Total Sector 9: 0
Total Sector 10: 0
Total Sector 11: 0
Total Sector 12: 0
Total Sector 13: 0
Total Sector 14: 0
Total Sector 15: 0
Total Sector 16: 0
Total Sector 17: 0
Total Sector 18: 0
Total Sector 19: 0
Total Sector 20: 0
Total Sector 21: 0
Total Sector 22: 0
Total Sector 23: 0
Total Sector 24: 0
Total Sector 25: 0
Total Sector 26: 0
Total Sector 27: 0
Total Sector 28: 0
Total Sector 29: 0
Total Sector 30: 0
Total Sector 31: 0
Total Sector 32: 0
Total Sector 33: 0
Total Sector 34: 0
Total Sector 35: 0
Total Sector 36: 0
Total Sector 37: 0
Total Sector 38: 0
Total Sector 39: 0
Total Sector 40: 0
Total Sector 41: 0
Total Sector 42: 0
Total Sector 43: 0
Total Sector 44: 0
Total Sector 45: 0
Total Sector 46: 0
Total Sector 47: 0
Total Sector 48: 0
Total Sector 49: 0
Total Sector 50: 0
Total Sector 51: 0
Total Sector 52: 0
Total Sector 53: 0
Total Sector 54: 0
Total Sector 55: 0
Total Sector 56: 0
Total Sector 57: 0
Total Sector 58: 0
Total Sector 59: 0
Total Sector 60: 0
Total Sector 61: 0
Total Sector 62: 0
Total Sector 63: 0
Total Sector 64: 0
Total Sector 65: 0
Total Sector 66: 0
Total Sector 67: 0
Total Sector 68: 0
Total Sector 69: 0
Total Sector 70: 0
Total Sector 71: 0
Total Sector 72: 0
Total Sector 73: 0
Total Sector 74: 0
Total Sector 75: 0
Total Sector 76: 0
Total Sector 77: 0
Total Sector 78: 0
Total Sector 79: 0
Total Sector 80: 0
Total Sector 81: 0
Total Sector 82: 0
Total Sector 83: 0
Total Sector 84: 0
Total Sector 85: 0
Total Sector 86: 0
Total Sector 87: 0
Total Sector 88: 0
Total Sector 89: 0
Total Sector 90: 0
Total Sector 91: 0
Total Sector 92: 0
Total Sector 93: 0
Total Sector 94: 0
Total Sector 95: 0
Total Sector 96: 0
Total Sector 97: 0
Total Sector 98: 0
Total Sector 99: 0
Total Sector 100: 0
Total Sales: 2

Sector Detail Report - Sorted by Sector
Title Detail: 3211
Title Number: 3211
Date of Sale: 2/2/2008
Sector: Sector 1 Sector 2 Sector 3 Sector 4 Sector 5 Sector 6 Sector 7 Sector 8 Sector 9 Sector 10 Sector 11 Sector 12 Sector 13 Sector 14 Sector 15 Sector 16 Sector 17 Sector 18 Sector 19 Sector 20 Sector 21 Sector 22 Sector 23 Sector 24 Sector 25 Sector 26 Sector 27 Sector 28 Sector 29 Sector 30 Sector 31 Sector 32 Sector 33 Sector 34 Sector 35 Sector 36 Sector 37 Sector 38 Sector 39 Sector 40 Sector 41 Sector 42 Sector 43 Sector 44 Sector 45 Sector 46 Sector 47 Sector 48 Sector 49 Sector 50 Sector 51 Sector 52 Sector 53 Sector 54 Sector 55 Sector 56 Sector 57 Sector 58 Sector 59 Sector 60 Sector 61 Sector 62 Sector 63 Sector 64 Sector 65 Sector 66 Sector 67 Sector 68 Sector 69 Sector 70 Sector 71 Sector 72 Sector 73 Sector 74 Sector 75 Sector 76 Sector 77 Sector 78 Sector 79 Sector 80 Sector 81 Sector 82 Sector 83 Sector 84 Sector 85 Sector 86 Sector 87 Sector 88 Sector 89 Sector 90 Sector 91 Sector 92 Sector 93 Sector 94 Sector 95 Sector 96 Sector 97 Sector 98 Sector 99 Sector 100
Total Sales: 2
Total Sector: 2
Total Sector 1: 0
Total Sector 2: 0
Total Sector 3: 0
Total Sector 4: 0
Total Sector 5: 0
Total Sector 6: 0
Total Sector 7: 0
Total Sector 8: 0
Total Sector 9: 0
Total Sector 10: 0
Total Sector 11: 0
Total Sector 12: 0
Total Sector 13: 0
Total Sector 14: 0
Total Sector 15: 0
Total Sector 16: 0
Total Sector 17: 0
Total Sector 18: 0
Total Sector 19: 0
Total Sector 20: 0
Total Sector 21: 0
Total Sector 22: 0
Total Sector 23: 0
Total Sector 24: 0
Total Sector 25: 0
Total Sector 26: 0
Total Sector 27: 0
Total Sector 28: 0
Total Sector 29: 0
Total Sector 30: 0
Total Sector 31: 0
Total Sector 32: 0
Total Sector 33: 0
Total Sector 34: 0
Total Sector 35: 0
Total Sector 36: 0
Total Sector 37: 0
Total Sector 38: 0
Total Sector 39: 0
Total Sector 40: 0
Total Sector 41: 0
Total Sector 42: 0
Total Sector 43: 0
Total Sector 44: 0
Total Sector 45: 0
Total Sector 46: 0
Total Sector 47: 0
Total Sector 48: 0
Total Sector 49: 0
Total Sector 50: 0
Total Sector 51: 0
Total Sector 52: 0
Total Sector 53: 0
Total Sector 54: 0
Total Sector 55: 0
Total Sector 56: 0
Total Sector 57: 0
Total Sector 58: 0
Total Sector 59: 0
Total Sector 60: 0
Total Sector 61: 0
Total Sector 62: 0
Total Sector 63: 0
Total Sector 64: 0
Total Sector 65: 0
Total Sector 66: 0
Total Sector 67: 0
Total Sector 68: 0
Total Sector 69: 0
Total Sector 70: 0
Total Sector 71: 0
Total Sector 72: 0
Total Sector 73: 0
Total Sector 74: 0
Total Sector 75: 0
Total Sector 76: 0
Total Sector 77: 0
Total Sector 78: 0
Total Sector 79: 0
Total Sector 80: 0
Total Sector 81: 0
Total Sector 82: 0
Total Sector 83: 0
Total Sector 84: 0
Total Sector 85: 0
Total Sector 86: 0
Total Sector 87: 0
Total Sector 88: 0
Total Sector 89: 0
Total Sector 90: 0
Total Sector 91: 0
Total Sector 92: 0
Total Sector 93: 0
Total Sector 94: 0
Total Sector 95: 0
Total Sector 96: 0
Total Sector 97: 0
Total Sector 98: 0
Total Sector 99: 0
Total Sector 100: 0
Total Sales: 2

Sector Detail Report - Sorted by Sector

Contents

Sector Sales of Finish & Sector Calls - Click cells to view sales report

Sector 1 Sector 2 Sector 3 Sector 4 Sector 5 Sector 6 Sector 7 Sector 8 Sector 9 Sector 10 Sector 11 Sector 12 Sector 13 Sector 14 Sector 15 Sector 16 Sector 17 Sector 18 Sector 19 Sector 20 Sector 21 Sector 22 Sector 23 Sector 24 Sector 25 Sector 26 Sector 27 Sector 28 Sector 29 Sector 30 Sector 31 Sector 32 Sector 33 Sector 34 Sector 35 Sector 36 Sector 37 Sector 38 Sector 39 Sector 40 Sector 41 Sector 42 Sector 43 Sector 44 Sector 45 Sector 46 Sector 47 Sector 48 Sector 49 Sector 50 Sector 51 Sector 52 Sector 53 Sector 54 Sector 55 Sector 56 Sector 57 Sector 58 Sector 59 Sector 60 Sector 61 Sector 62 Sector 63 Sector 64 Sector 65 Sector 66 Sector 67 Sector 68 Sector 69 Sector 70 Sector 71 Sector 72 Sector 73 Sector 74 Sector 75 Sector 76 Sector 77 Sector 78 Sector 79 Sector 80 Sector 81 Sector 82 Sector 83 Sector 84 Sector 85 Sector 86 Sector 87 Sector 88 Sector 89 Sector 90 Sector 91 Sector 92 Sector 93 Sector 94 Sector 95 Sector 96 Sector 97 Sector 98 Sector 99 Sector 100

Mid-Atlantic Auction Services - West Palms MD
Title Detail: 3211
Title Number: 3211
Date of Sale: 2/2/2008
Sector: Sector 1 Sector 2 Sector 3 Sector 4 Sector 5 Sector 6 Sector 7 Sector 8 Sector 9 Sector 10 Sector 11 Sector 12 Sector 13 Sector 14 Sector 15 Sector 16 Sector 17 Sector 18 Sector 19 Sector 20 Sector 21 Sector 22 Sector 23 Sector 24 Sector 25 Sector 26 Sector 27 Sector 28 Sector 29 Sector 30 Sector 31 Sector 32 Sector 33 Sector 34 Sector 35 Sector 36 Sector 37 Sector 38 Sector 39 Sector 40 Sector 41 Sector 42 Sector 43 Sector 44 Sector 45 Sector 46 Sector 47 Sector 48 Sector 49 Sector 50 Sector 51 Sector 52 Sector 53 Sector 54 Sector 55 Sector 56 Sector 57 Sector 58 Sector 59 Sector 60 Sector 61 Sector 62 Sector 63 Sector 64 Sector 65 Sector 66 Sector 67 Sector 68 Sector 69 Sector 70 Sector 71 Sector 72 Sector 73 Sector 74 Sector 75 Sector 76 Sector 77 Sector 78 Sector 79 Sector 80 Sector 81 Sector 82 Sector 83 Sector 84 Sector 85 Sector 86 Sector 87 Sector 88 Sector 89 Sector 90 Sector 91 Sector 92 Sector 93 Sector 94 Sector 95 Sector 96 Sector 97 Sector 98 Sector 99 Sector 100
Total Sales: 2
Total Sector: 2
Total Sector 1: 0
Total Sector 2: 0
Total Sector 3: 0
Total Sector 4: 0
Total Sector 5: 0
Total Sector 6: 0
Total Sector 7: 0
Total Sector 8: 0
Total Sector 9: 0
Total Sector 10: 0
Total Sector 11: 0
Total Sector 12: 0
Total Sector 13: 0
Total Sector 14: 0
Total Sector 15: 0
Total Sector 16: 0
Total Sector 17: 0
Total Sector 18: 0
Total Sector 19: 0
Total Sector 20: 0
Total Sector 21: 0
Total Sector 22: 0
Total Sector 23: 0
Total Sector 24: 0
Total Sector 25: 0
Total Sector 26: 0
Total Sector 27: 0
Total Sector 28: 0
Total Sector 29: 0
Total Sector 30: 0
Total Sector 31: 0
Total Sector 32: 0
Total Sector 33: 0
Total Sector 34: 0
Total Sector 35: 0
Total Sector 36: 0
Total Sector 37: 0
Total Sector 38: 0
Total Sector 39: 0
Total Sector 40: 0
Total Sector 41: 0
Total Sector 42: 0
Total Sector 43: 0
Total Sector 44: 0
Total Sector 45: 0
Total Sector 46: 0
Total Sector 47: 0
Total Sector 48: 0
Total Sector 49: 0
Total Sector 50: 0
Total Sector 51: 0
Total Sector 52: 0
Total Sector 53: 0
Total Sector 54: 0
Total Sector 55: 0
Total Sector 56: 0
Total Sector 57: 0
Total Sector 58: 0
Total Sector 59: 0
Total Sector 60: 0
Total Sector 61: 0
Total Sector 62: 0
Total Sector 63: 0
Total Sector 64: 0
Total Sector 65: 0
Total Sector 66: 0
Total Sector 67: 0
Total Sector 68: 0
Total Sector 69: 0
Total Sector 70: 0
Total Sector 71: 0
Total Sector 72: 0
Total Sector 73: 0
Total Sector 74: 0
Total Sector 75: 0
Total Sector 76: 0
Total Sector 77: 0
Total Sector 78: 0
Total Sector 79: 0
Total Sector 80: 0
Total Sector 81: 0
Total Sector 82: 0
Total Sector 83: 0
Total Sector 84: 0
Total Sector 85: 0
Total Sector 86: 0
Total Sector 87: 0
Total Sector 88: 0
Total Sector 89: 0
Total Sector 90: 0
Total Sector 91: 0
Total Sector 92: 0
Total Sector 93: 0
Total Sector 94: 0
Total Sector 95: 0
Total Sector 96: 0
Total Sector 97: 0
Total Sector 98: 0
Total Sector 99: 0
Total Sector 100: 0
Total Sales: 2

Mid-Atlantic Auction Services - Ocean City MD
Title Detail: 3212
Title Number: 3212
Date of Sale: 2/2/2008
Sector: Sector 1 Sector 2 Sector 3 Sector 4 Sector 5 Sector 6 Sector 7 Sector 8 Sector 9 Sector 10 Sector 11 Sector 12 Sector 13 Sector 14 Sector 15 Sector 16 Sector 17 Sector 18 Sector 19 Sector 20 Sector 21 Sector 22 Sector 23 Sector 24 Sector 25 Sector 26 Sector 27 Sector 28 Sector 29 Sector 30 Sector 31 Sector 32 Sector 33 Sector 34 Sector 35 Sector 36 Sector 37 Sector 38 Sector 39 Sector 40 Sector 41 Sector 42 Sector 43 Sector 44 Sector 45 Sector 46 Sector 47 Sector 48 Sector 49 Sector 50 Sector 51 Sector 52 Sector 53