the Cattle Range

www.thecattlerange.com

Weekly Market Summary

For the week ending February 7, 2020

Compared to last week, fed cattle were lower while feeder cattle and slaughter cattle were higher. Cattle on feed placements were down while cattle on feed and cattle futures higher. The dressed beef cutout was lower with prime higher.

Cattle/Beef Market Strength Indicators

30 Day Index Trendline

30 Day Index Trendline

Change from Previous Week: +0.7%
Change from 30 Days Ago: +1.0%

Indexes track the daily market values for the past 10 trading days. Each value is the weighted average of the nearest month futures contract and the next two consecutive futures contracts.

Change from 90 Days Ago: +0.5%
Change from 365 Days Ago: +0.5%

Indexes track the daily market values for the past 10 trading days. Each value is the weighted average of the nearest month futures contract and the next two consecutive futures contracts.

Click Here to review the **WTRG** Weekly Feedlot Summary or Year-Long Feedlot Summary.

Fed Cattle: Trade in the Southern Plains and Southern Corn Belt was reported at $112 per cwt last week, unchanged from the week prior. Dressed sales were reported at $180 per cwt, unchanged from last week. Slaughter was down year-to-date by 1.0% to 2.5 million head, 1.0% less than the same period last year. Average slaughter weights averaged 36.0 lbs. this week, compared to 36.0 lbs. last week and 36.0 lbs. one year ago. Year-to-date average slaughter weights are 36.0 lbs. heavier than the same period a year ago. Cattle on feed inventories are down 1.0% from last year at 11.6 million head.

Feeder Steers: The national average price for feeder steers was 176.76 ¢, 2.6 higher with trade mostly reported in the Southern Plains. Feeder steers were 1.0% higher than last week and 1.0% higher than one year ago. Feeder steers are 1.0% higher than the 5 year average.

Stocker Steers: The national average price for stocker steers was 199.45¢, 0.96 higher with trade mostly reported in the Southern Plains.

Feeder Cattle Futures: March 20 closed at 137.75 ¢ down 0.75 ¢ from the week prior.

Fed Cattle Futures: March 20 closed at 112.75 ¢ down 1.25 ¢ from the week prior.

Boxed Beef Cutout: The Choice cutout was reported at 183.71 ¢ and the Select cutout at 176.08 ¢. The Choice cutout was down 0.29 ¢ from last week and the Select cutout was down 0.41 ¢ from last week. The Prime cutout was reported at 220.17 ¢ and was 36.46 ¢ higher than last week. Boxed beef cutout values are 1.0% higher than one year ago.

Slaughter Cattle: Trade mostly 3.00 to 6.00 higher.

Corn: Futures are 2.25 higher with the March contract leading the week ending Saturday. February 2020 was contracted at 3.80 dollars flat, accounting for 0.00 delivery during the month of February. Cash corn was 0.05 higher at a week ago and is 0.07 higher than a year ago. Cumulative meal production for the year to date was 1.0% higher than last year and 1.0% higher than the five year average.

Source: Data is based on USDA, FINBIN and DTN.

Contents:

- Weekly Market Overview
- Dockets & Feeder Cattle Weekly Receipts
- Feeder & Stocker Steer Trade
- 5 Year Moving Avg., Shorter, Feeder & Fed Steers
- Regional Auction Reports
- Direct Sales of Feeder & Stocker Cattle by State
- Weekly Feeder Cattle Futures Charts
- Alternate Market Cattle Weekly Report Summary
- Canadian Fed Cattle
- Chart of the Week
- Photo of the Week
- Dressed Beef Weekly Analysis
- USDA Cattle on Feed Report
- Fed Cattle Trade
- Feedyard Closeouts, Profitability
- Feeder Steers/Corn Conversion
- Slaughter Cattle by State
- Boxed Beef Cutouts
- USDA National Retail Beef Report
- U.S. Weekly Meat Production Under Federal Inspection
- Weekly Cattle Slaughter Comments & Charts
- U.S. Beef & Cattle Imports
- Cross Border & Domestic Steers
- Weather Outlook
- National Grain Summary
- Wholesale Auction Reports
- Direct Sales of Feeder & Stocker Cattle
- Weekly New Reports

Links to the articles below are included below as hyperlinks or as shortcuts but their content does not correspond to the current week's report.

Check your **"News Bucket"** or click on the RSS

- Livestock Leader, The Marketing Leaderboard are Financial Key For
- Consumer Sentiment Slides Further in Latest February
- Cattle Feeding Operations Continue Expansion Trend
- Losing Market Share to the Rest of the World
- USDA Left Hard to Cattle Futures from Mexico over Lawsuit Settlement Case
- Cattle Futures & Cash Markets Lower, Feedlots Mixed
- Beef Demand Continues Strong in 2020
- Cattle Futures Conditional Lower from USDA Fed Cattle Alternative Calculation

Download the app today!



Contents

The Feeder & Feeder Cattle prices below are averaged weekly prices compiled to show the overall price trend for Feeder & Feeder Cattle. Source: Livestock Marketing Information Center (LMIC)

Steers 550-600 lbs	$ Cwt Price	Last Week	Year Ago	Month Ago	3 Year Ago	5 Year Ago
Feeder Steers	176.76	175.16	175.16	174.16	174.16	174.16
Stocker Steers	199.45	198.49	198.49	197.49	197.49	197.49
Feeder Cattle	176.76	175.16	175.16	174.16	174.16	174.16
Corn	3.80	3.80	3.73	3.73	3.73	3.73
Soybean Meal	275.00	275.00	275.00	275.00	275.00	275.00

National Feeder & Stocker Cattle Sale Averages

Feeder Steers	Price	Last Week	Last Year	Month Ago	3 Year Ago	5 Year Ago
50-75 lbs.	225.00	225.00	225.00	225.00	225.00	225.00
75-100 lbs.	225.00	225.00	225.00	225.00	225.00	225.00
100-125 lbs.	225.00	225.00	225.00	225.00	225.00	225.00
125-150 lbs.	225.00	225.00	225.00	225.00	225.00	225.00
150-175 lbs.	225.00	225.00	225.00	225.00	225.00	225.00
175-200 lbs.	225.00	225.00	225.00	225.00	225.00	225.00
200-225 lbs.	225.00	225.00	225.00	225.00	225.00	225.00
225-250 lbs.	225.00	225.00	225.00	225.00	225.00	225.00
250-275 lbs.	225.00	225.00	225.00	225.00	225.00	225.00
275-300 lbs.	225.00	225.00	225.00	225.00	225.00	225.00
300-325 lbs.	225.00	225.00	225.00	225.00	225.00	225.00
325-350 lbs.	225.00	225.00	225.00	225.00	225.00	225.00
350-375 lbs.	225.00	225.00	225.00	225.00	225.00	225.00
375-400 lbs.	225.00	225.00	225.00	225.00	225.00	225.00
400-425 lbs.	225.00	225.00	225.00	225.00	225.00	225.00
425-450 lbs.	225.00	225.00	225.00	225.00	225.00	225.00
450-475 lbs.	225.00	225.00	225.00	225.00	225.00	225.00
475-500 lbs.	225.00	225.00	225.00	225.00	225.00	225.00
500-525 lbs.	225.00	225.00	225.00	225.00	225.00	225.00
525-550 lbs.	225.00	225.00	225.00	225.00	225.00	225.00
550-575 lbs.	225.00	225.00	225.00	225.00	225.00	225.00
575-600 lbs.	225.00	225.00	225.00	225.00	225.00	225.00
Average	225.00	225.00	225.00	225.00	225.00	225.00

Contents

Feeder Steers

50 lb. Lots lb. Steers	2019 CW	Last Week	Month Ago	Year Ago	3 Year Ago	5 Year Ago
Oklahoma	185.00	185.00	184.00	184.00	184.00	184.00
Texas	185.00	185.00	184.00	184.00	184.00	184.00
Nebraska	185.00	185.00	184.00	184.00	184.00	184.00
Iowa	185.00	185.00	184.00	184.00	184.00	184.00
Illinois	185.00	185.00	184.00	184.00	184.00	184.00
Missouri	185.00	185.00	184.00	184.00	184.00	184.00
Kansas	185.00	185.00	184.00	184.00	184.00	184.00
Colorado	185.00	185.00	184.00	184.00	184.00	184.00
North Central Avg.	185.00	185.00	184.00	184.00	184.00	184.00
Kansas	185.00	185.00	184.00	184.00	184.00	184.00
Oklahoma	185.00	185.00	184.00	184.00	184.00	184.00
Texas	185.00	185.00	184.00	184.00	184.00	184.00
Colorado	185.00	185.00	184.00	184.00	184.00	184.00
Southern Avg.	185.00	185.00	184.00	184.00	184.00	184.00
Average	185.00	185.00	184.00	184.00	184.00	184.00

Feeder Cattle

50 lb. Lots lb. Steers	2019 CW	Last Week	Month Ago	Year Ago	3 Year Ago	5 Year Ago
Oklahoma	185.00	185.00	184.00	184.00	184.00	184.00
Texas	185.00	185.00	184.00	184.00	184.00	184.00
Nebraska	185.00	185.00	184.00	184.00	184.00	184.00
Iowa	185.00	185.00	184.00	184.00	184.00	184.00
Illinois	185.00	185.00	184.00	184.00	184.00	184.00
Missouri	185.00	185.00	184.00	184.00	184.00	184.00
Kansas	185.00	185.00	184.00	184.00	184.00	184.00
Colorado	185.00	185.00	184.00	184.00	184.00	184.00
North Central Avg.	185.00	185.00	184.00	184.00	184.00	184.00
Kansas	185.00	185.00	184.00	184.00	184.00	184.00
Oklahoma	185.00	185.00	184.00	184.00	184.00	184.00
Texas	185.00	185.00	184.00	184.00	184.00	184.00
Colorado	185.00	185.00	184.00	184.00	184.00	184.00
Southern Avg.	185.00	185.00	184.00	184.00	184.00	184.00
Average	185.00	185.00	184.00	184.00	184.00	184.00

Feeder Cattle Futures Charts of Contract Months

Feeder Cattle - Daily Chart
Feeder Cattle - Weekly Chart
Mar'20
Apr'20
May'20
Jun'20
Jul'20
Aug'20
Sep'20
Oct'20
Nov'20
Jan'21
Mar'21
Apr'21
May'21
Jun'21
Jul'21
Aug'21
Sep'21
Oct'21
Nov'21
Jan'22
Mar'22
Apr'22
May'22
Jun'22
Jul'22
Aug'22
Sep'22
Oct'22
Nov'22
Jan'23
Mar'23
Apr'23
May'23
Jun'23
Jul'23
Aug'23
Sep'23
Oct'23
Nov'23
Jan'24
Mar'24
Apr'24
May'24
Jun'24
Jul'24
Aug'24
Sep'24
Oct'24
Nov'24
Jan'25
Mar'25
Apr'25
May'25
Jun'25
Jul'25
Aug'25
Sep'25
Oct'25
Nov'25
Jan'26
Mar'26
Apr'26
May'26
Jun'26
Jul'26
Aug'26
Sep'26
Oct'26
Nov'26
Jan'27
Mar'27
Apr'27
May'27
Jun'27
Jul'27
Aug'27
Sep'27
Oct'27
Nov'27
Jan'28
Mar'28
Apr'28
May'28
Jun'28
Jul'28
Aug'28
Sep'28
Oct'28
Nov'28
Jan'29
Mar'29
Apr'29
May'29
Jun'29
Jul'29
Aug'29
Sep'29
Oct'29
Nov'29
Jan'30
Mar'30
Apr'30
May'30
Jun'30
Jul'30
Aug'30
Sep'30
Oct'30
Nov'30
Jan'31
Mar'31
Apr'31
May'31
Jun'31
Jul'31
Aug'31
Sep'31
Oct'31
Nov'31
Jan'32
Mar'32
Apr'32
May'32
Jun'32
Jul'32
Aug'32
Sep'32
Oct'32
Nov'32
Jan'33
Mar'33
Apr'33
May'33
Jun'33
Jul'33
Aug'33
Sep'33
Oct'33
Nov'33
Jan'34
Mar'34
Apr'34
May'34
Jun'34
Jul'34
Aug'34
Sep'34
Oct'34
Nov'34
Jan'35
Mar'35
Apr'35
May'35
Jun'35
Jul'35
Aug'35
Sep'35
Oct'35
Nov'35
Jan'36
Mar'36
Apr'36
May'36
Jun'36
Jul'36
Aug'36
Sep'36
Oct'36
Nov'36
Jan'37
Mar'37
Apr'37
May'37
Jun'37
Jul'37
Aug'37
Sep'37
Oct'37
Nov'37
Jan'38
Mar'38
Apr'38
May'38
Jun'38
Jul'38
Aug'38
Sep'38
Oct'38
Nov'38
Jan'39
Mar'39
Apr'39
May'39
Jun'39
Jul'39
Aug'39
Sep'39
Oct'39
Nov'39
Jan'40
Mar'40
Apr'40
May'40
Jun'40
Jul'40
Aug'40
Sep'40
Oct'40
Nov'40
Jan'41
Mar'41
Apr'41
May'41
Jun'41
Jul'41
Aug'41
Sep'41
Oct'41
Nov'41
Jan'42
Mar'42
Apr'42
May'42
Jun'42
Jul'42
Aug'42
Sep'42
Oct'42
Nov'42
Jan'43
Mar'43
Apr'43
May'43
Jun'43
Jul'43
Aug'43
Sep'43
Oct'43
Nov'43
Jan'44
Mar'44
Apr'44
May'44
Jun'44
Jul'44
Aug'44
Sep'44
Oct'44
Nov'44
Jan'45
Mar'45
Apr'45
May'45
Jun'45
Jul'45
Aug'45
Sep'45
Oct'45
Nov'45
Jan'46
Mar'46
Apr'46
May'46
Jun'46
Jul'46
Aug'46
Sep'46
Oct'46
Nov'46
Jan'47
Mar'47
Apr'47
May'47
Jun'47
Jul'47
Aug'47
Sep'47
Oct'47
Nov'47
Jan'48
Mar'48
Apr'48
May'48
Jun'48
Jul'48
Aug'48
Sep'48
Oct'48
Nov'48
Jan'49
Mar'49
Apr'49
May'49
Jun'49
Jul'49
Aug'49
Sep'49
Oct'49
Nov'49
Jan'50
Mar'50
Apr'50
May'50
Jun'50
Jul'50
Aug'50
Sep'50
Oct'50
Nov'50
Jan'51
Mar'51
Apr'51
May'51
Jun'51
Jul'51
Aug'51
Sep'51
Oct'51
Nov'51
Jan'52
Mar'52
Apr'52
May'52
Jun'52
Jul'52
Aug'52
Sep'52
Oct'52
Nov'52
Jan'53
Mar'53
Apr'53
May'53
Jun'53
Jul'53
Aug'53
Sep'53
Oct'53
Nov'53
Jan'54
Mar'54
Apr'54
May'54
Jun'54
Jul'54
Aug'54
Sep'54
Oct'54
Nov'54
Jan'55
Mar'55
Apr'55
May'55
Jun'55
Jul'55
Aug'55
Sep'55
Oct'55
Nov'55
Jan'56
Mar'56
Apr'56
May'56
Jun'56
Jul'56
Aug'56
Sep'56
Oct'56
Nov'56
Jan'57
Mar'57
Apr'57
May'57
Jun'57
Jul'57
Aug'57
Sep'57
Oct'57
Nov'57
Jan'58
Mar'58
Apr'58
May'58
Jun'58
Jul'58
Aug'58
Sep'58
Oct'58
Nov'58
Jan'59
Mar'59
Apr'59
May'59
Jun'59
Jul'59
Aug'59
Sep'59
Oct'59
Nov'59
Jan'60
Mar'60
Apr'60
May'60
Jun'60
Jul'60
Aug'60
Sep'60
Oct'60
Nov'60
Jan'61
Mar'61
Apr'61
May'61
Jun'61
Jul'61
Aug'61
Sep'61
Oct'61
Nov'61
Jan'62
Mar'62
Apr'62
May'62
Jun'62
Jul'62
Aug'62
Sep'62
Oct'62
Nov'62
Jan'63
Mar'63
Apr'63
May'63
Jun'63
Jul'63
Aug'63
Sep'63
Oct'63
Nov'63
Jan'64
Mar'64
Apr'64
May'64
Jun'64
Jul'64
Aug'64
Sep'64
Oct'64
Nov'64
Jan'65
Mar'65
Apr'65
May'65
Jun'65
Jul'65
Aug'65
Sep'65
Oct'65
Nov'65
Jan'66
Mar'66
Apr'66
May'66
Jun'66
Jul'66
Aug'66
Sep'66
Oct'66
Nov'66
Jan'67
Mar'67
Apr'67
May'67
Jun'67
Jul'67
Aug'67
Sep'67
Oct'67
Nov'67
Jan'68
Mar'68
Apr'68
May'68
Jun'68
Jul'68
Aug'68
Sep'68
Oct'68
Nov'68
Jan'69
Mar'69
Apr'69
May'69
Jun'69
Jul'69
Aug'69
Sep'69
Oct'69
Nov'69
Jan'70
Mar'70
Apr'70
May'70
Jun'70
Jul'70
Aug'70
Sep'70
Oct'70
Nov'70
Jan'71
Mar'71
Apr'71
May'71
Jun'71
Jul'71
Aug'71
Sep'71
Oct'71
Nov'71
Jan'72
Mar'72
Apr'72
May'72
Jun'72
Jul'72
Aug'72
Sep'72
Oct'72
Nov'72
Jan'73
Mar'73
Apr'73
May'73
Jun'73
Jul'73
Aug'73
Sep'73
Oct'73
Nov'73
Jan'74
Mar'74
Apr'74
May'74
Jun'74
Jul'74
Aug'74
Sep'74
Oct'74
Nov'74
Jan'75
Mar'75
Apr'75
May'75
Jun'75
Jul'75
Aug'75
Sep'75
Oct'75
Nov'75
Jan'76
Mar'76
Apr'76
May'76
Jun'76
Jul'76
Aug'76
Sep'76
Oct'76
Nov'76
Jan'77
Mar'77
Apr'77
May'77
Jun'77
Jul'77
Aug'77
Sep'77
Oct'77
Nov'77
Jan'78
Mar'78
Apr'78
May'78
Jun'78
Jul'78
Aug'78
Sep'78
Oct'78
Nov'78
Jan'79
Mar'79
Apr'79
May'79
Jun'79
Jul'79
Aug'79
Sep'79
Oct'79
Nov'79
Jan'80
Mar'80
Apr'80
May'80
Jun'80
Jul'80
Aug'80
Sep'80
Oct'80
Nov'80
Jan'81
Mar'81
Apr'81
May'81
Jun'81
Jul'81
Aug'81
Sep'81
Oct'81
Nov'81
Jan'82
Mar'82
Apr'82
May'82
Jun'82
Jul'82
Aug'82
Sep'82
Oct'82
Nov'82
Jan'83
Mar'83
Apr'83
May'83
Jun'83
Jul'83
Aug'83
Sep'83
Oct'83
Nov'83
Jan'84
Mar'84
Apr'84
May'84
Jun'84
Jul'84
Aug'84
Sep'84
Oct'84
Nov'84
Jan'85
Mar'85
Apr'85
May'85
Jun'85
Jul'85
Aug'85
Sep'85
Oct'85
Nov'85
Jan'86
Mar'86
Apr'86
May'86
Jun'86
Jul'86
Aug'86
Sep'86
Oct'86
Nov'86
Jan'87
Mar'87
Apr'87
May'87
Jun'87
Jul'87
Aug'87
Sep'87
Oct'87
Nov'87
Jan'88
Mar'88
Apr'88
May'88
Jun'88
Jul'88
Aug'88
Sep'88
Oct'88
Nov'88
Jan'89
Mar'89
Apr'89
May'89
Jun'89
Jul'89
Aug'89
Sep'89
Oct'89
Nov'89
Jan'90
Mar'90
Apr'90
May'90
Jun'90
Jul'90
Aug'90
Sep'90
Oct'90
Nov'90
Jan'91
Mar'91
Apr'91
May'91
Jun'91
Jul'91
Aug'91
Sep'91
Oct'91
Nov'91
Jan'92
Mar'92
Apr'92
May'92
Jun'92
Jul'92
Aug'92
Sep'92
Oct'92
Nov'92
Jan'93
Mar'93
Apr'93
May'93
Jun'93
Jul'93
Aug'93
Sep'93
Oct'93
Nov'93
Jan'94
Mar'94
Apr'94
May'94
Jun'94
Jul'94
Aug'94
Sep'94
Oct'94
Nov'94
Jan'95
Mar'95
Apr'95
May'95
Jun'95
Jul'95
Aug'95
Sep'95
Oct'95
Nov'95
Jan'96
Mar'96
Apr'96
May'96
Jun'96
Jul'96
Aug'96
Sep'96
Oct'96
Nov'96
Jan'97
Mar'97
Apr'97
May'97
Jun'97
Jul'97
Aug'97
Sep'97
Oct'97
Nov'97
Jan'98
Mar'98
Apr'98
May'98
Jun'98
Jul'98
Aug'98
Sep'98
Oct'98
Nov'98
Jan'99
Mar'99
Apr'99
May'99
Jun'99
Jul'99
Aug'99
Sep'99
Oct'99
Nov'99
Jan'00
Mar'00
Apr'00
May'00
Jun'00
Jul'00
Aug'00
Sep'00
Oct'00
Nov'00
Jan'01
Mar'01
Apr'01
May'01
Jun'01
Jul'01
Aug'01
Sep'01
Oct'01
Nov'01
Jan'02
Mar'02
Apr'02
May'02
Jun'02
Jul'02
Aug'02
Sep'02
Oct'02
Nov'02
Jan'03
Mar'03
Apr'03
May'03
Jun'03
Jul'03
Aug'03
Sep'03
Oct'03
Nov'03
Jan'04
Mar'04
Apr'04
May'04
Jun'04
Jul'04
Aug'04
Sep'04
Oct'04
Nov'04
Jan'05
Mar'05
Apr'05
May'05
Jun'05
Jul'05
Aug'05
Sep'05
Oct'05
Nov'05
Jan'06
Mar'06
Apr'06
May'06
Jun'06
Jul'06
Aug'06
Sep'06
Oct'06
Nov'06
Jan'07
Mar'07
Apr'07
May'07
Jun'07
Jul'07
Aug'07
Sep'07
Oct'07
Nov'07
Jan'08
Mar'08
Apr'08
May'08
Jun'08
Jul'08
Aug'08
Sep'08
Oct'08
Nov'08
Jan'09
Mar'09
Apr'09
May'09
Jun'09
Jul'09
Aug'09
Sep'09
Oct'09
Nov'09
Jan'10
Mar'10
Apr'10
May'10
Jun'10
Jul'10
Aug'10
Sep'10
Oct'10
Nov'10
Jan'11
Mar'11
Apr'11
May'11
Jun'11
Jul'11
Aug'11
Sep'11
Oct'11
Nov'11
Jan'12
Mar'12
Apr'12
May'12
Jun'12
Jul'12
Aug'12
Sep'12
Oct'12
Nov'12
Jan'13
Mar'13
Apr'13
May'13
Jun'13
Jul'13
Aug'13
Sep'13
Oct'13
Nov'13
Jan'14
Mar'14
Apr'14
May'14
Jun'14
Jul'14
Aug'14
Sep'14
Oct'14
Nov'14
Jan'15
Mar'15
Apr'15
May'15
Jun'15
Jul'15
Aug'15
Sep'15
Oct'15
Nov'15
Jan'16
Mar'16
Apr'16
May'16
Jun'16
Jul'16
Aug'16
Sep'16
Oct'16
Nov'16
Jan'17
Mar'17
Apr'17
May'17
Jun'17
Jul'17
Aug'17
Sep'17
Oct'17
Nov'17
Jan'18
Mar'18
Apr'18
May'18
Jun'18
Jul'18
Aug'18
Sep'18
Oct'18
Nov'18
Jan'19
Mar'19
Apr'19
May'19
Jun'19
Jul'19
Aug'19
Sep'19
Oct'19
Nov'19
Jan'20
Mar'20
Apr'20
May'20
Jun'20
Jul'20
Aug'20
Sep'20
Oct'20
Nov'20
Jan'21
Mar'21
Apr'21
May'21
Jun'21
Jul'21
Aug'21
Sep'21
Oct'21
Nov'21
Jan'22
Mar'22
Apr'22
May'22
Jun'22
Jul'22
Aug'22
Sep'22
Oct'22
Nov'22
Jan'23
Mar'23
Apr'23
May'23
Jun'23
Jul'23
Aug'23
Sep'23
Oct'23
Nov'23
Jan'24
Mar'24
Apr'24
May'24
Jun'24
Jul'24
Aug'24
Sep'24
Oct'24
Nov'24
Jan'25
Mar'25
Apr'25
May'25
Jun'25
Jul'25
Aug'25
Sep'25
Oct'25
Nov'25
Jan'26
Mar'26
Apr'26
May'26
Jun'26
Jul'26
Aug'26
Sep'26
Oct'26
Nov'26
Jan'27
Mar'27
Apr'27
May'27
Jun'27
Jul'27
Aug'27
Sep'27
Oct'27
Nov'27
Jan'28
Mar'28
Apr'28
May'28
Jun'28
Jul'28
Aug'28
Sep'28
Oct'28
Nov'28
Jan'29
Mar'29
Apr'29
May'29
Jun'29
Jul'29
Aug'29
Sep'29
Oct'29
Nov'29
Jan'30
Mar'30
Apr'30
May'30
Jun'30
Jul'30
Aug'30
Sep'30
Oct'30
Nov'30
Jan'31
Mar'31
Apr'31
May'31
Jun'31
Jul'31
Aug'31
Sep'31
Oct'31
Nov'31
Jan'32
Mar'32
Apr'32
May'32
Jun'32
Jul'32
Aug'32
Sep'32
Oct'32
Nov'32
Jan'33
Mar'33
Apr'33
May'33
Jun'33
Jul'33
Aug'33
Sep'33
Oct'33
Nov'33
Jan'34
Mar'34
Apr'34
May'34
Jun'34
Jul'34
Aug'34
Sep'34
Oct'34
Nov'34
Jan'35
Mar'35
Apr'35
May'35
Jun'35
Jul'35
Aug'35
Sep'35
Oct'35
Nov'35
Jan'36
Mar'36
Apr'36
May'36
Jun'36
Jul'36
Aug'36
Sep'36
Oct'36
Nov'36
Jan'37
Mar'37
Apr'37
May'37
Jun'37
Jul'37
Aug'37
Sep'37
Oct'37
Nov'37
Jan'38
Mar'38
Apr'38
May'38
Jun'38
Jul'38
Aug'38
Sep'38
Oct'38
Nov'38
Jan'39
Mar'39
Apr'39
May'39
Jun'39
Jul'39
Aug'39
Sep'39
Oct'39
Nov'39
Jan'40
Mar'40
Apr'40
May'40
Jun'40
Jul'40
Aug'40
Sep'40
Oct'40
Nov'40
Jan'41
Mar'41
Apr'41
May'41
Jun'41
Jul'41
Aug'41
Sep'41
Oct'41
Nov'41
Jan'42
Mar'42
Apr'42
May'42
Jun'42
Jul'42
Aug'42
Sep'42
Oct'42
Nov'42
Jan'43
Mar'43
Apr'43
May'43
Jun'43
Jul'43
Aug'43
Sep'43
Oct'43
Nov'43
Jan'44
Mar'44
Apr'44
May'44
Jun'44
Jul'44
Aug'44
Sep'44
Oct'44
Nov'44
Jan'45
Mar'45
Apr'45
May'45
Jun'45
Jul'45
Aug'45
Sep'45
Oct'45
Nov'45
Jan'46
Mar'46
Apr'46
May'46
Jun'46
Jul'46
Aug'46
Sep'46
Oct'46
Nov'46
Jan'47
Mar'47
Apr'47
May'47
Jun'47
Jul'47
Aug'47
Sep'47
Oct'47
Nov'47
Jan'48
Mar'48
Apr'48
May'48
Jun'48
Jul'48
Aug'48
Sep'48
Oct'48
Nov'48
Jan'49
Mar'49
Apr'49
May'49
Jun'49
Jul'49
Aug'49
Sep'49
Oct'49
Nov'49
Jan'50
Mar'50
Apr'50
May'50
Jun'50
Jul'50
Aug'50
Sep'50
Oct'50
Nov'50
Jan'51
Mar'51
Apr'51
May'51
Jun'51
Jul'51
Aug'51
Sep'51
Oct'51
Nov'51
Jan'52
Mar'52
Apr'52
May'52
Jun'52
Jul'52
Aug'52
Sep'52
Oct'52
Nov'52
Jan'53
Mar'53
Apr'53
May'53
Jun'53
Jul'53
Aug'53
Sep'53
Oct'53
Nov'53
Jan'54
Mar'54
Apr'54
May'54
Jun'54
Jul'54
Aug'54
Sep'54
Oct'54
Nov'54
Jan'55
Mar'55
Apr'55
May'55
Jun'55
Jul'55
Aug'55
Sep'55
Oct'55
Nov'55
Jan'56
Mar'56
Apr'56
May'56
Jun'56
Jul'56
Aug'56
Sep'56
Oct'56
Nov'56
Jan'57
Mar'57
Apr'57
May'57
Jun'57
Jul'57
Aug'57
Sep'57
Oct'57
Nov'57
Jan'58
Mar'58
Apr'58
May'58
Jun'58
Jul'58
Aug'58
Sep'58
Oct'58
Nov'58
Jan'59
Mar'59
Apr'59
May'59
Jun'59
Jul'59
Aug'59
Sep'59
Oct'59
Nov'59
Jan'60
Mar'60
Apr'60
May'60
Jun'60
Jul'60
Aug'60
Sep'60
Oct'60
Nov'60
Jan'61
Mar'61
Apr'61
May'61
Jun'61
Jul'61
Aug'61
Sep'61
Oct'61
Nov'61
Jan'62
Mar'62
Apr'62
May'62
Jun'62
Jul'62
Aug'62
Sep'62
Oct'62
Nov'62
Jan'63
Mar'63
Apr'63
May'63
Jun'63
Jul'63
Aug'63
Sep'63
Oct'63
Nov'63
Jan'64
Mar'64
Apr'64
May'64
Jun'64
Jul'64
Aug'64
Sep'64
Oct'64
Nov'64
Jan'65
Mar'65
Apr'65
May'65
Jun'65
Jul'65
Aug'65
Sep'65
Oct'65
Nov'65
Jan'66
Mar'66
Apr'66
May'66
Jun'66
Jul'66
Aug'66
Sep'66
Oct'66
Nov'66
Jan'67
Mar'67
Apr'67
May'67
Jun'67
Jul'67
Aug'67
Sep'67
Oct'67
Nov'67
Jan'68
Mar'68
Apr'68
May'68
Jun'68
Jul'68
Aug'68
Sep'68
Oct'68
Nov'68
Jan'69
Mar'69
Apr'69
May'69
Jun'69
Jul'69
Aug'69
Sep'69
Oct'69
Nov'69
Jan'70
Mar'70
Apr'70
May'70
Jun'70
Jul'70
Aug'70
Sep'70
Oct'70
Nov'70
Jan'71
Mar'71
Apr'71
May'71
Jun'71
Jul'71
Aug'71
Sep'71
Oct'71
Nov'71
Jan'72
Mar'72
Apr'72
May'72
Jun'72
Jul'72
Aug'72
Sep'72
Oct'72
Nov'72
Jan'73
Mar'73
Apr'73
May'73
Jun'73
Jul'73
Aug'73
Sep'73
Oct'73
Nov'73
Jan'74
Mar'74
Apr'74
May'74
Jun'74
Jul'74
Aug'74
Sep'74
Oct'74
Nov'74
Jan'75
Mar'75
Apr'75
May'75
Jun'75
Jul'75
Aug'75
Sep'75
Oct'75
Nov'75
Jan'76
Mar'76
Apr'76
May'76
Jun'76
Jul'76
Aug'76
Sep'76
Oct'76
Nov'76
Jan'77
Mar'77
Apr'77
May'77
Jun'77
Jul'77
Aug'77
Sep'77
Oct'77
Nov'77
Jan'78
Mar'78
Apr'78
May'78
Jun'78
Jul'78
Aug'78
Sep'78
Oct'78
Nov'78
Jan'79
Mar'79
Apr'79
May'79
Jun'79
Jul'79
Aug'79
Sep'79
Oct'79
Nov'79
Jan'80
Mar'80
Apr'80
May'80
Jun'80
Jul'80
Aug'80
Sep'80
Oct'80
Nov'80
Jan'81
Mar'81
Apr'81
May'81
Jun'81
Jul'81
Aug'81
Sep'81
Oct'81
Nov'81
Jan'82
Mar'82
Apr'82
May'82
Jun'82
Jul'82
Aug'82
Sep'82
Oct'82
Nov'82
Jan'83
Mar'83
Apr'83
May'83
Jun'83
Jul'83
Aug'83
Sep'83
Oct'83
Nov'83
Jan'84
Mar'84
Apr'84
May'84
Jun'84
Jul'84
Aug'84
Sep'84
Oct'84
Nov'84
Jan'85
Mar'85
Apr'85
May'85
Jun'85
Jul'85
Aug'85
Sep'85
Oct'85
Nov'85
Jan'86
Mar'86
Apr'86
May'86
Jun'86
Jul'86
Aug'86
Sep'86
Oct'86
Nov'86
Jan'87
Mar'87
Apr'87
May'87
Jun'87
Jul'87
Aug'87
Sep'87
Oct'87
Nov'87
Jan'88
Mar'88
Apr'88
May'88
Jun'88
Jul'88
Aug'88
Sep'88
Oct'88
Nov'88
Jan'89
Mar'89
Apr'89
May'89
Jun'89
Jul'89
Aug'89
Sep'89
Oct'89
Nov'89
Jan'90
Mar'90
Apr'90
May'90
Jun'90
Jul'90
Aug'90
Sep'90
Oct'90
Nov'90
Jan'91
Mar'91
Apr'91
May'91
Jun'91
Jul'91
Aug'91
Sep'91
Oct'91
Nov'91
Jan'92
Mar'92
Apr'92
May'92
Jun'92
Jul'92
Aug'92
Sep'92
Oct'92
Nov'92
Jan'93
Mar'93
Apr'93
May'93
Jun'93
Jul'93
Aug'93
Sep'93
Oct'93
Nov'93
Jan'94
Mar'94
Apr'94
May'94
Jun'94
Jul'94
Aug'94
Sep'94
Oct'94
Nov'94
Jan'95
Mar'95
Apr'95
May'95
Jun'95
Jul'95
Aug'95
Sep'95
Oct'95
Nov'95
Jan'96
Mar'96
Apr'96
May'96
Jun'96
Jul'96
Aug'96
Sep'96
Oct'96
Nov'96
Jan'97
Mar'97
Apr'97
May'97
Jun'97
Jul'97
Aug'97
Sep'97
Oct'97
Nov'97
Jan'98
Mar'98
Apr'98
May'98
Jun'98
Jul'98
Aug'98
Sep'98
Oct'98
Nov'98
Jan'99
Mar'99
Apr'99
May'99
Jun'99
Jul'99
Aug'99
Sep'99
Oct'99
Nov'99
Jan'00
Mar'00
Apr'00
May'

Weekly Market Summary

Typical closeout for un-hedged steers sold this week:

- Placed On Feed 200 days ago = August 5, 2024
- Projected P/(L) based on the futures when placed on feed: **($150.25)**

***Cost** of 800 lb. steer delivered @ $256.55 per cwt. + $15 freight:	$2,067.40
Feed Cost for 700 lbs. @ $1.08 per lb.	$756.00
Interest on cattle cost for 200 days:	$107.62
Interest on feed cost:	$19.68
Total Cost & Expense:	**$2,950.69**
****Sale proceeds:** 1,500 lb. steer @ **$200.00** per cwt:	**$3,000.00**
This week's Profit/(Loss) per head:	**$49.31**
Profit/(Loss) per head for previous week:	$75.79
Change from previous week:	-$26.48
Sale price necessary to breakeven:	**$196.71**

**CME Feeder Cattle Index* ***USDA Market News*

Projected closeout for steers placed on feed this week:

- Projected Sale Date @ 200 days on feed = September 9, 2025

***Cost** of 800 lb. steer delivered @ $278.81 per cwt. + $15 freight:	$2,245.48
Feed Cost for 700 lbs. @ $1.04 per lb.	$728.00
Interest on cattle cost for 200 days:	$104.58
Interest on feed cost:	$16.95
Total Cost & Expense:	**$3,095.02**
****Sale proceeds:** 1,500 lb. steer @ **$190.82** per cwt:	**$2,862.30**
This week's Profit/(Loss) per head:	**($232.72)**
Profit/(Loss) per head for previous week:	($220.42)
Change from previous week:	-$12.30
Sale price necessary to breakeven:	**$206.33**

**CME Feeder Cattle Index* ***October Live Cattle Futures Contract*

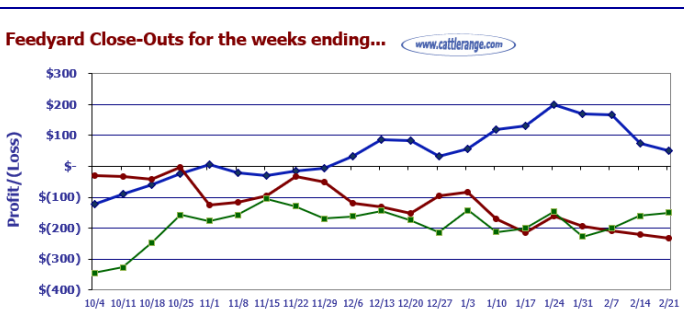

Closeout for un-hedged steers placed on feed 180 days ago & sold this week:	**$49.31**
Projection based on the futures when placed on-feed 180 days ago:	**($150.25)**
Projection based on the futures for steers placed on-feed this week:	**($232.72)**

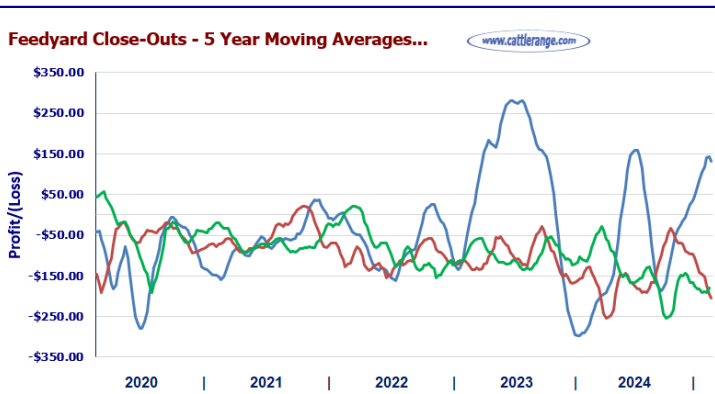

^ Contents

Feeder Steers/Corn Correlation: 5 Year Moving Average
Per cwt. price for feeder & slaughter steers compared to the cost of 25 bushels of corn.

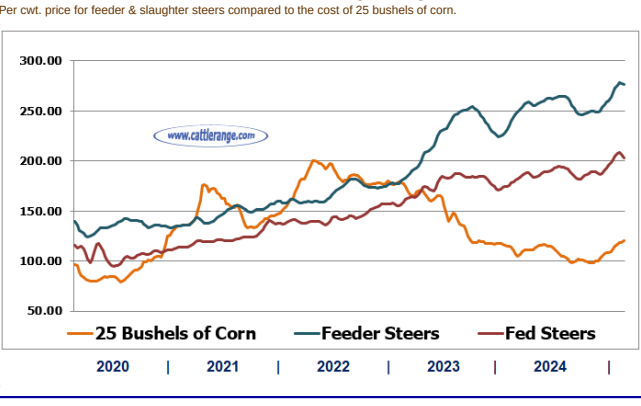

^ Contents

Federally Inspected Slaughter Cattle by Class:
Released by USDA Market News Service for last week.

Federally Inspected Slaughter Head & Percentage by Class - U.S.		
Cattle		
	Head	**% of Total**
Steers	288,231	49.5%
Heifers	181,323	31.1%
Dairy Cows	55,992	9.6%
Other Cows	48,961	8.4%
Bulls	8,099	1.4%
Total	**582,606**	

Livestock Slaughter under Federal Inspection:

Daily Slaughter					Prev Week	Last Year	2025	2024	YTD
Fri Feb 21, 2025		Week Ago	Year Ago	WTD	WTD	WTD	YTD	YTD	% Change
Calves	1,000	1,000	912	5,000	5,000	4,155	25,771	37,647	-31.6%
Cattle	107,000	100,000	118,834	554,000	554,000	588,846	4,367,951	4,754,060	-8.1%
Hogs	481,000	478,000	480,039	2,411,000	2,437,000	2,435,993	19,030,483	20,157,141	-5.6%
Sheep	5,000	5,000	4,585	34,000	38,000	36,034	258,348	270,751	-4.6%

					Prev Week	Last Year	2025	2024	YTD
Sat Feb 22, 2025		Week Ago	Year Ago	WTD	WTD	WTD	YTD	YTD	% Change
Calves	0	0	0	5,000	5,000	4,155	25,771	37,647	-31.6%
Cattle	9,000	7,000	1,640	563,000	561,000	590,486	4,376,951	4,755,700	-8.0%
Hogs	125,000	92,000	140,953	2,536,000	2,529,000	2,576,946	19,155,483	20,298,094	-5.6%
Sheep	0	0	7	34,000	38,000	36,041	258,348	270,758	-4.6%

^ Contents

Boxed Beef Cutouts:

USDA Estimated Boxed Beef Cut-out Values as of 2:30 PM on 2/21/25
Based on negotiated prices and volume of boxed beef cuts delivered within 0-21 days and on average industry cutting yields. Values reflect U.S. dollars per 100 pounds.

	Choice 600-900		Select 600-900
Current Cutout Values:	310.77		302.56
Change from prior day:	(1.86)		(0.62)
Choice/Select spread:		8.21	
Total Load Count (Cuts, Trimmings, Grinds):		174	

Composite Primal Values

Primal Rib	461.37	426.58
Primal Chuck	264.89	264.23
Primal Round	284.73	288.60
Primal Loin	396.84	373.75
Primal Brisket	239.02	239.90
Primal Short Plate	213.64	213.64
Primal Flank	143.12	141.63

Load Count And Cutout Value Summary For Prior 5 Days

Date	Choice	Select	Trim	Grinds	Total	Choice 600-900	Select 600-900
02/20	63	21	6	11	101	312.63	303.18
02/19	79	14	8	19	121	313.89	303.76
02/18	85	27	14	14	140	315.77	303.71
02/17	41	18	8	20	87	315.70	306.23
02/14	55	14	3	15	87	314.70	307.14
Current 5 Day Simple Average:						314.54	304.80

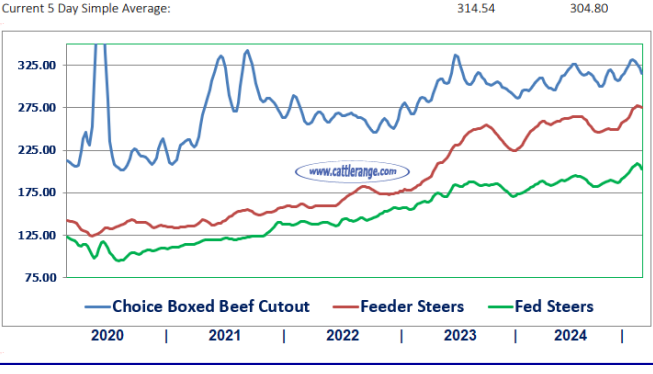

USDA National Steer & Heifer Estimated Grading Percent Report:
Released by USDA Market News Service for last week.

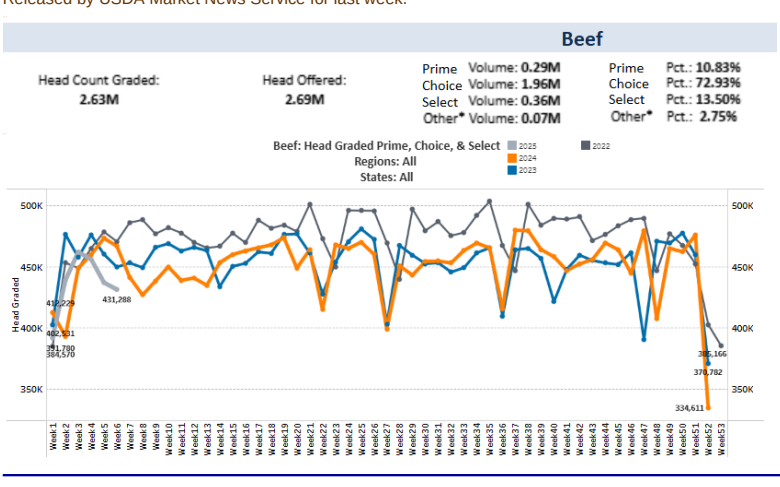

Last Week's Trade Data:

Beef:
Net sales of 21,500 MT for 2025 were up 64 percent from the previous week and 35 percent from the prior 4-week average. Increases were primarily for Japan (9,800 MT, including decreases of 300 MT), South Korea (3,400 MT, including decreases of 400 MT), China (2,700 MT, including decreases of 100 MT), Taiwan (1,500 MT, including decreases of 200 MT), and Mexico (1,500 MT).

Exports of 14,200 MT were down 5 percent from the previous week and 3 percent from the prior 4-week average. The destinations were primarily to Japan (4,100 MT), South Korea (3,800 MT), China (2,100 MT), Mexico (1,300 MT), and Canada (800 MT).

Pork:
Net sales of 25,600 MT for 2025 were up 3 percent from the previous week, but down 27 percent from the prior 4-week average. Increases were primarily for Mexico (5,700 MT, including decreases of 300 MT), Japan (4,100 MT, including decreases of 200 MT), Colombia (3,800 MT, including decreases of 100 MT), South Korea (3,500 MT, including decreases of 300 MT), and Canada (2,600 MT, including decreases of 600 MT). Net sales reductions of 12,400 MT for 2026 were primarily for Canada (5,700 MT), Mexico (4,000 MT), China (1,200 MT), South Korea (400 MT), and Colombia (300 MT).

Exports of 30,000 MT were down 4 percent from the previous week, but up 1 percent from the prior 4-week average. The destinations were primarily to Mexico (12,200 MT), South Korea (4,000 MT), Japan (4,000 MT), China (2,700 MT), and Colombia (1,500 MT).

^ Contents

USDA National Retail Beef Report:
National Summary of Advertised Prices for Beef at Major Retail Supermarket Outlets

This week in beef retail the Feature Rate decreased by 3.1 percent and the Activity Index increased by 7.1 percent. Compared to last week items from the brisket, chuck, sirloin, and other/misc. sections showed an increase in ad space while items from the loin, rib, and deli sections showed a decrease. Items from the round, ground, variety meat, and carcass sections remained mostly steady.

NATIONAL

Metric	Current Week (CW)	Previous Week (PW)	Previous Year (PY)
Total Outlets	24,824	24,824	
Activity Index	86,280	80,744	
Feature Rate (%)	84.5%	87.6%	

^ Contents

Est. Weekly Meat Production Under Federal Inspection:

Total red meat production under Federal inspection for the week ending Saturday, February 22nd was estimated at 1046 million lbs. according to the USDA Marketing Service. This was 0.2 percent higher than a week ago and 0.4 percent lower than a year ago. Cumulative meat production for the year to date was 4.5 percent lower compared to the previous year.

^ Contents

3 Year Bullish/Bearish Consensus Charts from SentimenTrader:

The theory behind the "Bullish/Bearish Consensus" indicator is when the public reaches a consensus, they are usually wrong:

- They get too bullish after prices have risen and too bearish after they have already fallen.

Because of this tendency, there are often extremes in opinion right before major changes in trend:

- When the public reaches a bullish extreme, i.e., a great majority thinks prices will keep rising, then prices often decline instead.
- And when they become too bearish, then prices tend to rise.

So when Public Opinion moves above the **red dotted line** in the chart, it means that compared to other readings over the past year, you're seeing **excessive optimism**. You also want to look at the absolute level of Opinion, too - if it's at 90%, then there's no question we're seeing an historic level of bullish opinion. Watch for readings above 80% (or especially 90%) to spot those dangerous times when the public is overly enthusiastic about a commodity.

Conversely, when Public Opinion moves below the **green dotted line**, then the public is **excessively pessimistic** about the commodity's prospects for further gains compared to their opinion over the past year. Looking for absolute readings under 20% (or especially 10%) often indicates an upturn in the market.

Cattle Bullish/Bearish Consensus: 3 Year Chart

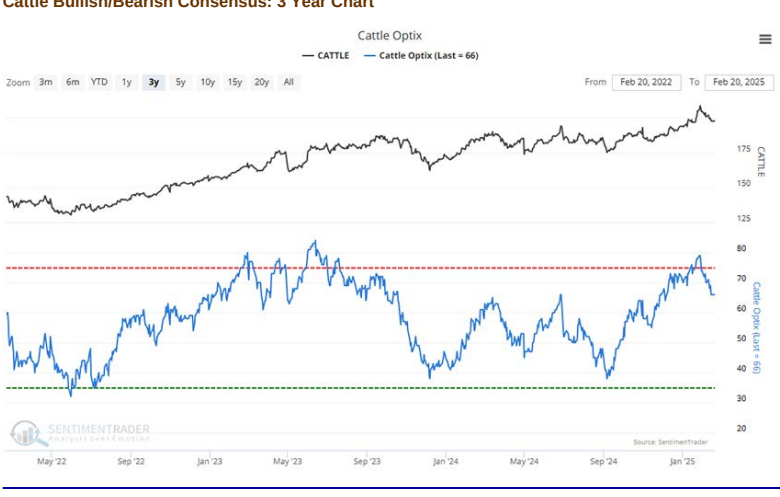

Corn Bullish/Bearish Consensus: 3 Year Chart

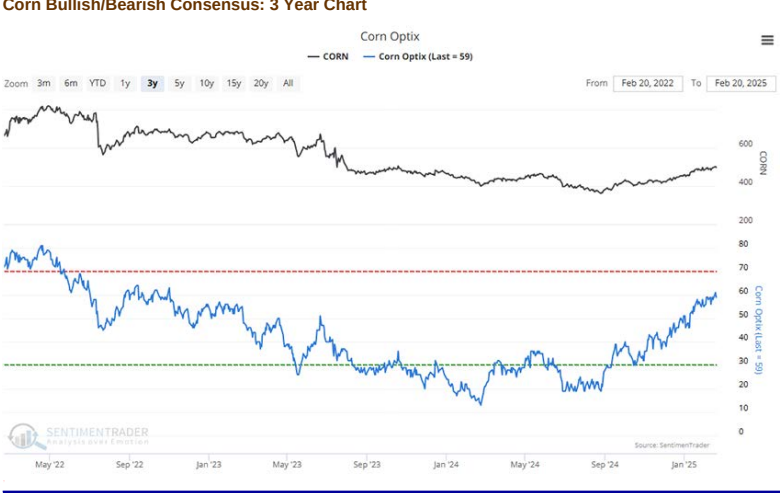

^ Contents

U.S. Dollar - 6 Month Chart:

Over the past 5 years, an average of around 12% of U.S. beef production has been exported, making exports an extremely important factor affecting beef and cattle prices. A strong dollar depresses export demand.

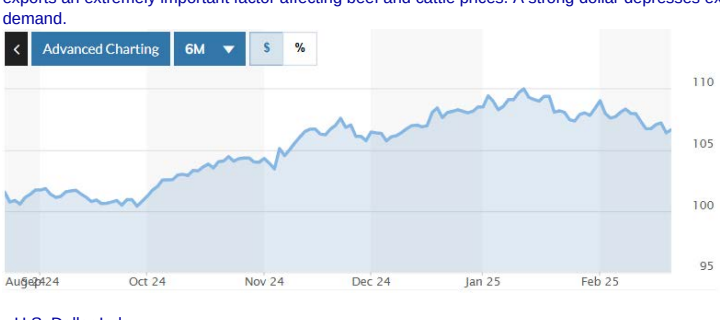

- U.S. Dollar Index

^ Contents

Stock Markets & Economic News:
T. Rowe Price

Stocks fall amid geopolitical tensions and consumer spending concerns

Major indexes declined during the holiday-shortened week. With markets closed Monday in observance of Presidents' Day, stocks started the week on Tuesday generally trending up, which led to the S&P 500 Index closing at record highs on Tuesday and Wednesday. However, sharp losses in the latter half of the week erased the early gains and led to the major indexes finishing lower. Many of the week's headlines centered around geopolitics and tariff news amid President Donald Trump's efforts to end the Russia-Ukraine conflict as well as Trump's announcement of his intent to impose additional tariffs on automobiles, pharmaceuticals, and lumber products, although details of the planned tariffs remained limited.

The negative shift in sentiment on Thursday appeared to be partially due to Walmart's fourth-quarter earnings report, which was released Thursday morning. While the retailer posted consensus-topping results for the quarter, its guidance for the year ahead fell short, which seemed to drive broader investor concerns regarding consumer spending and the health of the overall economy. This came after the Commerce Department's retail sales report from the prior week, which indicated retail sales dropped by the most in nearly two years in January. Shares of Walmart declined 6.53% on Thursday following the report.

Tariff fears and cost pressures drive worsening sentiment

Outside of the cautious guidance from Walmart, the week's economic data releases seemingly did little to improve confidence. On Tuesday, the National Association of Home Builders reported that its housing market index—a gauge of the U.S. housing sector that measures home builders' confidence—was 42 in February, down from 47 in January and the lowest level in five months. The report cited uncertainty around tariffs, elevated mortgage rates, and high housing costs as factors driving the overall decline in sentiment. On a related note, January housing starts—a measure of the start of construction on new, privately owned homes in the U.S. declined nearly 10% from December to a seasonally adjusted annual rate of 1,366,000.

U.S. Stocks:

Index	Friday's Close	Week's Change	% Change YTD
DJIA	43,428.02	-1,118.06	2.08%
S&P 500	6,013.13	-101.50	2.24%
Nasdaq Composite	19,524.01	-502.77	1.10%
S&P MidCap 400	3,101.90	-96.71	-0.61%
Russell 2000	2,195.35	-84.63	-1.56%

^ Contents

"**Click Here**" to view a Slide Show of Drought Monitor maps for the last 12 weeks

For the sixth week in a row, drought worsened in the Southwest, although less than in previous weeks, with a few areas of improvements. Large parts of California, the South/Southeast, and Mid-Atlantic improved.

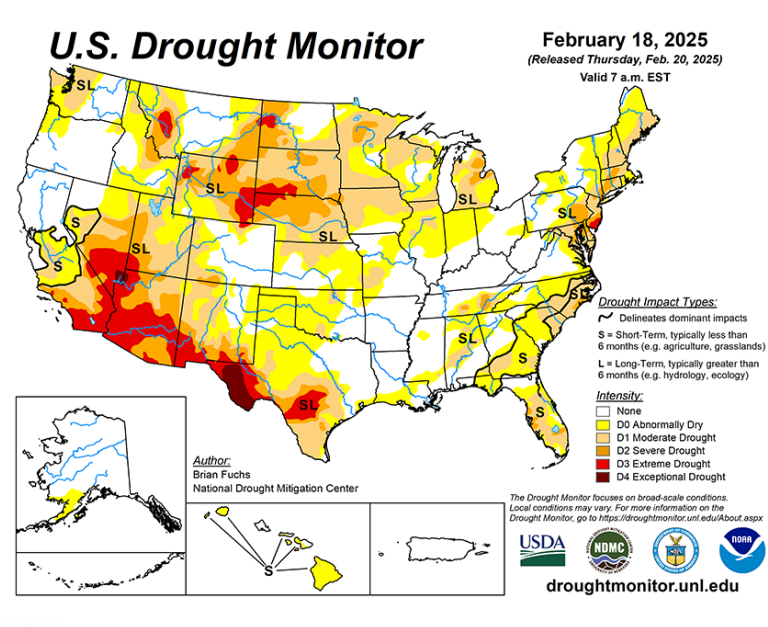

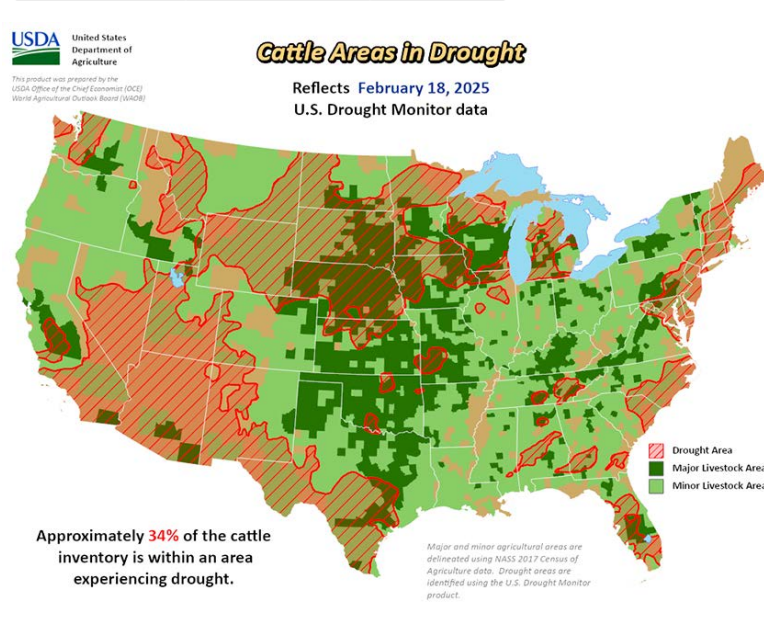

Canadian 90-Day Percent of Average Precipitation:

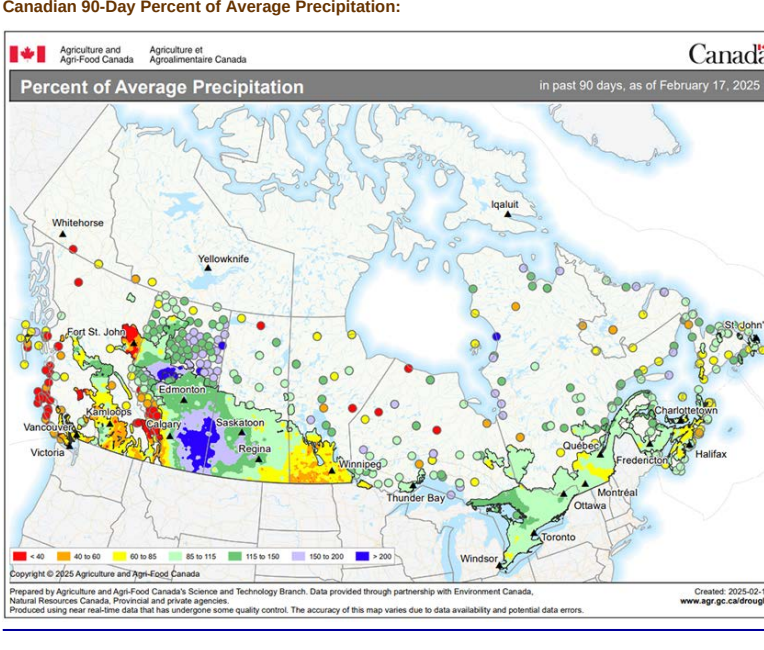

Looking ahead...

Over the next five to seven days, it is anticipated much of the area in the Southeast and into portions of the South will see additional precipitation with some areas that missed out on the last event potentially recording up to an inch of precipitation with this next storm system. Areas along the East Coast also are anticipated to see additional precipitation while much of the Pacific Northwest and into the northern Rocky Mountains is anticipated to see additional precipitation during this period. Much of the Plains, Midwest and Southwest are anticipated to be dry. In a reversal of recent weeks, warmer-than-normal temperatures are expected over much of the area from the Plains westward with departures of 13-16 degrees above normal over much of the Southwest. The areas east of the Plains are anticipated to be near normal.

The 6-10 day outlooks show the high probability of warmer-than-normal temperatures over the western half of the country, with the best probability of above-normal temperatures over the Southwest and portions of the High Plains. The greatest chances of below-normal temperatures will be over Florida. The greatest probability of above-normal precipitation will be along the Canadian border with the best chances of above-normal precipitation in portions of the High Plains, Midwest and New England. Above-normal chances of below-normal precipitation will be over much of the West, southern Rocky Mountains and southern Plains.

Precipitation & Temperature Outlooks:

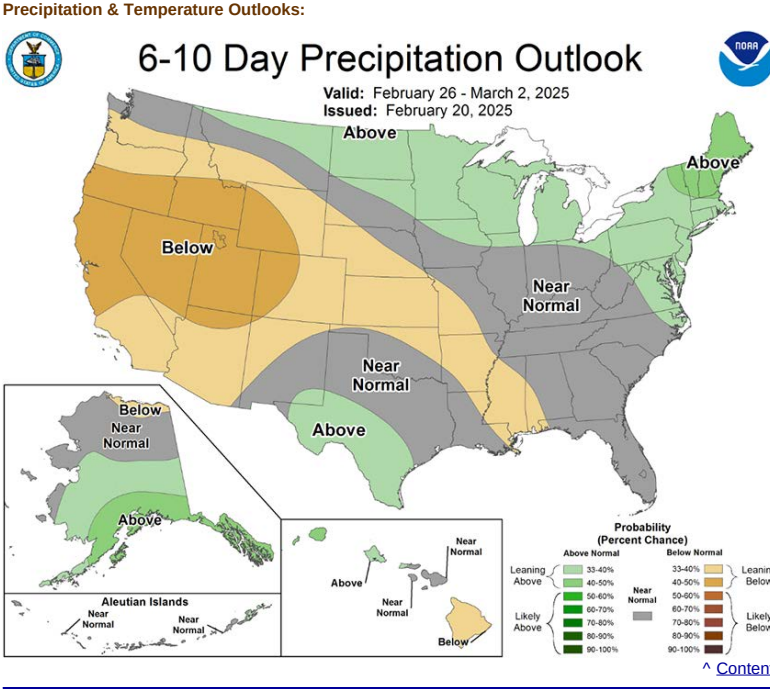

^ Contents

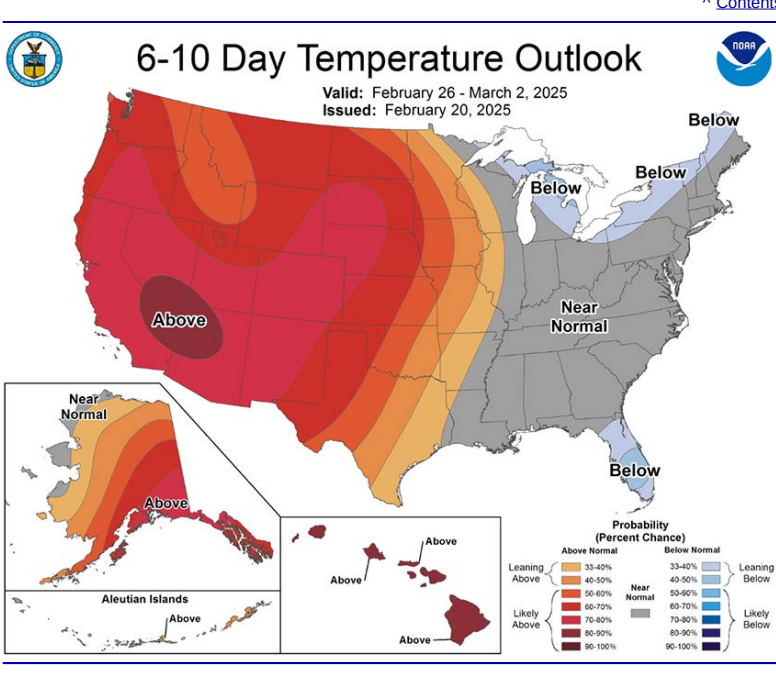

^ Contents

Weekly Grain Market Review:

Grain Prices	02/21/25	Last Week	1 Month Ago	1 Year Ago	5 Yr. Avg.
Omaha Corn	4.84	4.79	4.72	4.12	5.42
Kansas City Wheat	5.57	5.63	5.21	5.03	6.69
March Corn Futures	4.9125	4.9625	4.8650	3.9975	5.2580
March Wheat Futures	5.9000	6.0000	5.4400	5.7350	6.7592

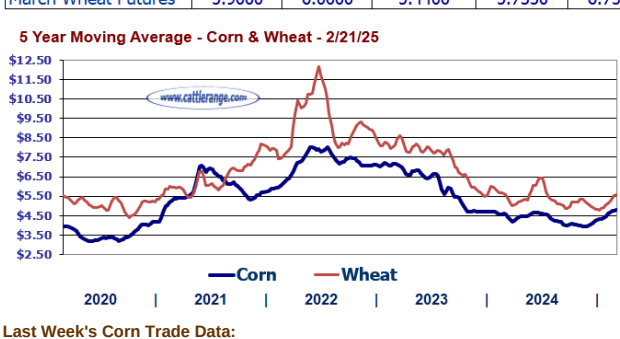

Last Week's Corn Trade Data:

Net sales of 1,453,800 MT for 2024/2025 were down 12 percent from the previous week and 5 percent from the prior 4-week average. Increases primarily for Mexico (546,800 MT, including 55,000 MT switched from unknown destinations and decreases of 31,000 MT), Japan (457,400 MT, including 195,800 MT switched from unknown destinations and decreases of 1,400 MT), Spain (185,500 MT, including 125,000 MT switched from unknown destinations and decreases of 6,000 MT), Colombia (164,600 MT, including decreases of 3,800 MT), and Vietnam (134,500 MT, including 131,000 MT switched from unknown destinations), were offset by reductions for unknown destinations (433,200 MT), El Salvador (15,900 MT), Morocco (300 MT), and Honduras (200 MT).

Exports of 1,606,200 MT--a marketing-year high--were up 19 percent from the previous week and 16 percent from the prior 4-week average. The destinations were primarily to Mexico (497,700 MT), Japan (254,400 MT), South Korea (206,000 MT), Spain (195,500 MT), and Vietnam (134,500 MT).

^ Contents

Regional Auction Reports... Click Link to view entire report

Last Friday & Saturday Auctions:

Burwell Livestock Auction Market - Burwell NE
This Week: 2,110
Last Reported: 3,390
Last Year: 0
No comparable offerings for steers today, 650 lbs heifers traded 9.00 higher. A high demand for replacement heifers off the ranch with out of state buyers at the sale and very active internet bidding.

Ft. Pierre Livestock Auction - Ft. Pierre SD
This Week: 6,753
Last Reported: 4,613
Last Year: 5,695
Compared to two weeks ago: Steers from 550 lbs to 599 lbs were steady to 2.00 higher, steers 600 lbs to 649 lbs were 8.00 to 10.00 lower, steers from 650 lbs to 699 lbs were steady to 3.00 higher, steers from 700 lbs to 799 lbs were 10.00 to 12.00 lower; heifers from 500 lbs to 549 lbs were 4.00 to 6.00 lower, heifers from 550 lbs to 599 lbs were 6.00 to 8.00 higher, heifers from 600 lbs to 699 lbs were steady to 4.00 lower, other weight classes not well compared.

Lexington Livestock Market - Lexington, NE
This Week: 2,588
Last Reported: 3,127
Last Year: 4,641
Compared to last week steers over 550 lbs sold steady to 8.00 higher except 700-750 lbs steers selling steady to 10.00 lower, heifers over 600 lbs sold steady to 7.00 higher. Demand was moderate to good from the buyers in the crowd. The consignment sheet consisted of long time weaned and vaccinated steers and heifers with quite a few replacement quality heifers listed.

Torrington Livestock Commission - Torrington WY
This Week: 582
Last Reported: 1,505
Last Year: 299
Compared to last week; slaughter and feeder cows traded 1.00 to 3.00 higher. Slaughter bulls traded 5.00 higher on a limited test. A active market this week with several buyers in the seats and no internet activity to speak of.

Cattleman's Livestock Auction - Belen NM
This Week: 613
Last Reported: 766
Last Year: 502
Compared to last week: Steer and heifer calves sold 5.00-10.00 higher on limited comparisons. Feeder steers sold 3.00-5.00 higher, while feeder heifers sold steady to 3.00-5.00 lower. Slaughter cows and bulls sold steady to 1.00-2.00 lower. Trade and demand good.

Santa Teresa Livestock Auction (Imported Mexican Cattle) - Santa Teresa NM
This Week:
Last Reported:
Last Year:
Imports of Mexican cattle temporarily paused in November by USDA due to New World screwworms (NWS) found in Southern Mexico. Sale reports have not yet resumed.

Eastern MO Commission Company - Bowling Green, MO
This Week: 1,707
Last Reported: 479
Last Year: 729
Compared to the last special two weeks ago, feeder steers weighing 500-850 lbs and heifers weighing 500-700 lbs sold mostly 5.00-10.00 lower, with feeder heifers over 700 lbs selling with a lower undertone. Demand was moderate to good on a moderate offering.

Smith County Commission - Carthage TN
This Week: 798
Last Reported: 838
Last Year: 1,007
No trends could be established due to no sale last week.

Carolina Stockyards – Livestock Auction – Siler City, NC
This Week: 539
Last Reported: 923
Last Year: 1,199
Slaughter cattle were 3.00 higher this week compared to last week . Feeder cattle were 3.00 to 5.00 lower this week compared to last week. Demand was moderate ; market activity and buyer interest were moderate. Offerings moderate with quality average.

Monday Auctions:

Sioux Falls Regional Livestock Report - Worthing SD
This Week: 3,693
Last Reported: 5,606
Last Year: 5,881
Compared to last week: Feeder steers and heifers mostly steady. Very good demand for this large offering of feeder cattle. The market was very active, in spite of -10 temps and more bitter cold on the way. Several very long strings of front end type, home raised steers and heifers, offered in load lots and multiple load lots, along with numerous part loads and packages.

Tri-State Livestock Auction Market - McCook NE
This Week: 1,021
Last Reported: 1,994
Last Year: 4,030
Not enough to show a comparison to last week. Big cattle showed a lower trend. Demand was moderate to good.

Oklahoma National Stockyards Feeder Cattle - Oklahoma City OK
This Week: 2,800
Last Reported: 4,743
Last Year: 12,234

Compared to last week: All classes of feeder cattle and calves were lightly tested but a steady to firm undertone was noted. Demand good on limited receipts due to bad weather. A strong winter storm is in the forecast for the rest of the week. Slaughter Cows and bulls were to lightly tested for a trend.

Tulsa Livestock Auction - Tulsa, OK
This Week: 1,269
Last Reported: 2,843
Last Year: 2,696
Compared to last week: Due to light receipts no test on feeder cattle. Moderate demand with average quality. Slaughter cows and bulls sold steady. Several bred replacements offered.

Roswell Livestock Auction - Roswell NM
This Week: 1,780
Last Reported: 1,215
Last Year: 1,918
Compared to last week; Steer calves 300-350 lbs sold 5.00 lower with 350 -500 lbs being steady-7.00 higher and 500-600 lbs were 10-12.00 lower. Heifer calves 350-400 lbs and 550-650 lbs sold 4.00-9.00 lower while 300-350 lbs and 450-550 lbs were 2.00-9.00 higher. Feeder heifers 600-650 lbs were 2.00-4.00 lower. Trade and demand were moderate on larger numbers. Slaughter cows and slaughter bulls sold 5.00-9.00 higher.

Joplin Reg. Stockyards Feeder Cattle - Carthage MO
This Week: 2,970
Last Reported: 7,533
Last Year: 15,769
Compared to last week feeder steers sold unevenly from 8.00 higher to 15.00 lower. Feeder heifers sold steady to 10.00 lower. The market was uneven as heavy snow and below zero temperatures are on the way tonite.

Callaway Livestock Center - Kingdom City MO
This Week: 1,505
Last Reported: 1,972
Last Year: 2,251
Compared to last week, a lighter offering this week with cold weather and snow in the forecast, a light offering of steer calves under 600 lbs were lightly tested with a nice offering of 600-650 lb steers selling firm to 9.00 higher, a light test of 7 weight steers and the pot loads of steers over 800 lbs all sold with a steady to firm undertone. Feeder heifers overall were lightly tested with the 500-550 lb heifers selling with a firm to higher undertone.

Mid-South Livestock - Unionville TN
This Week: 278
Last Reported: 632
Last Year: 991
No trends this week on feeder cattle due to light offerings. Slaughter Cows 3.00-8.00 higher; Slaughter Bulls 20.00-24.00 higher.

Saluda Livestock Exchange - Saluda, SC
This Week: 335
Last Reported: 671
Last Year: 0
No comparisons made this week due to limited comparable sales. Light offering of average to plain quality cattle due to extremely wet conditions in the area, with active buyer participation.

United Producers Inc. - Harned KY
This Week: 32
Last Reported: 676
Last Year: 738
No trends available due to very light test. Widespread flooding and winter weather advisory limited movement of cattle.

Tuesday Auctions:

Miles City Livestock Commission Auction - Miles City, MT
This Week: 1,789
Last Reported: 670
Last Year: 1,970
Compared to last sale (2-4-25): Feeder cattle were all too lightly tested to develop an accurate market trend, however higher undertones were noticed. Quality this week was average to very attractive and overall more attractive than last sales offering. Most feeders were offered in moderate packages to load lots. Very few consigners were seen this week as most offerings come off a few ranches.

Winter Livestock Auction - Riverton, WY
This Week: 1,058
Last Reported: 802
Last Year: 1,305
Compared to last Tuesday on a Special Feeder Calf Sale; slaughter cows instances 2.00-3.00 higher, slaughter bulls steady instances 4.00 higher with feeder cows returning to feeder steady to instances 6.00 higher. Feeder calves compared to two weeks ago unevenly steady with good buyer participation. Demand good.

Winter Livestock - La Junta CO
This Week:
Last Reported:
Last Year:
No sale report this week.

OKC West Livestock Auction - El Reno, OK
This Week:
Last Reported:
Last Year:
*** No sales this week 02/18-19/25 due to a strong winter storm.

Lonestar Stockyards - Wildorado, TX
This Week: 544
Last Reported: 1,116
Last Year: 1,278
Compared to last week: Not enough comparable sales on feeder steers or heifers for a market trend but a sharply higher undertone was noted. Receipts were lighter today due to a cold front moving across the trading region bringing single digit temperatures and snow flurries with it. Despite lighter receipts, quality was very attractive with the majority of the supply consisting of high quality black yearlings straight off the wheat.

Ozarks Regional Stockyards - West Plains MO
This Week:
Last Reported:
Last Year:
No sale report this week.

Mid-State Stockyards LLP - Letohatchee, AL
This Week: 569
Last Reported: 1,260
Last Year: 1,800
Compared to one week ago: Slaughter cows and bulls sold 3.00 to 6.00 higher. Replacement cows sold steady. Feeder steers and bulls sold steady to 5.00 higher. Feeder heifers sold 7.00 to 9.00 higher.

Calhoun Stockyard - Calhoun, GA
This Week: 294
Last Reported: 357
Last Year: 563
Compared to one week ago, slaughter cows and bulls 3.00 to 5.00 lower, all feeder classes and replacement cows lightly tested.

Blue Grass Stockyards - Lexington, KY
This Week: 340
Last Reported: 174
Last Year: 1,039
Compared to last Tuesday - Feeder calves lite test. Yearling heifer load steady with good demand. Yearling steers lite test. Slaughter cows sold 5.00 to 8.00 higher with good demand on a light supply. Slaughter bulls sold steady with good demand

Producers Livestock Auction - Salina, UT
This Week:
Last Reported:
Last Year:
No sale report this week.

Wednesday Auctions:

Hub City Livestock Auction - Aberdeen SD
This Week: 2,928
Last Reported: 4,908
Last Year: 7,378
Compared to last week: best test on steers 550 to 599 lbs 6.00 to 8.00 higher, 650 to 699 lbs and 750 to 799 lbs mostly steady, 700 to 749 lbs 5.00 to 7.00 lower. Best test on heifers 650 to 699 lbs and 750 to 799 lbs mostly steady. Good demand for cattle today. A smaller offering due to the extremely cold weather.

Bassett Livestock Auction - Bassett NE
This Week:
Last Reported:
Last Year:
No sale report available.

Huss Platte Valley Auction - Kearney NE
This Week:
Last Reported:
Last Year:
No sale report available.

OKC West - El Reno OK
This Week:
Last Reported:
Last Year:
*** No sales this week due to a strong winter storm.

Clovis Livestock Auction - Clovis, NM
This Week: 1,185
Last Reported: 1,710
Last Year: 2,466
Compared to last weeks sale; Steer calves 400-500 lbs sold 8.00-14.00 higher and 500-550 lbs were 9.00 lower while 550-600 lbs sold 7.00 higher. Steer yearlings 600-650 lbs sold 10.00 lower with 750-800 lbs being 4.00 higher. Heifer calves 400-600 lbs sold steady to 4.00 higher and feeder heifers 600-700 lbs sold 7.00-11.00 lower while 700-750 lbs were steady. Trade was active with good demand on smaller numbers. Slaughter cows sold 3.00-10.00 higher instances 23.00 higher and slaughter bulls were 2.00 lower.

Winter Livestock Feeder Cattle Auction - Dodge City KS
This Week: 652
Last Reported: 905
Last Year: 3,153
Compared to last week, light feeder supply, not well tested, higher undertone noted.

Bloomfield Livestock Market - Bloomfield, IA
This Week:
Last Reported:
Last Year:
No sale report available.

Springfield Livestock Auction - Springfield MO
This Week:
Last Reported:
Last Year:
No sale report available.

South Central Regional Stockyards - Vienna, MO
This Week:
Last Reported:
Last Year:
No sale report available.

Roanoke Stockyard - Roanoke AL
This Week: 827
Last Reported: 772
Last Year: 1,506
Compared to one week ago: Feeder steers sold 2.00 to 4.00 lower, feeder heifers and bulls sold 5.00 to 6.00 lower. Slaughter cows sold 3.00 to 5.00 higher, slaughter bull sold 2.00 higher. Replacement cows and pairs sold mostly steady.

Blue Grass Stockyards - Albany KY
This Week:
Last Reported:
Last Year:
No sale report available.

Thursday Auctions:

Billings Livestock Commission Cattle Auction - Billings, MT
This Week:
Last Reported:
Last Year:
Sale report unavailable.

Mitchell Livestock Auction – Mitchell SD
This Week: 5,189
Last Reported: 2,371
Last Year: 5,840
Compared to last week: Feeder steers 650 lbs. and up were 3.00-9.00 higher. Most heifers sold on a lower undertone . Demand was very good. House full of buyers. Many large load lots in todays offering.

Valentine Livestock Auction - Valentine NE
This Week:
Last Reported:
Last Year:
Sale report unavailable.

Apache Livestock Auction - Apache, OK
This Week:
Last Reported:
Last Year:
The Apache Livestock Auction canceled it's sale for today. Icy roads and frigid temperatures made travel difficult.

Woodward Wtd Avg Cattle - Woodward OK
This Week:
Last Reported:
Last Year:
Woodward Livestock Auction canceled the sale for today. Icy roads and very frigid temperatures made travel difficult.

Winter Livestock Auction - Pratt KS
This Week: 722
Last Reported: 883
Last Year: 3,799
Compared to last week, feeder steers 700 lb to 1,000 lb not well tested, however a steady to higher trend was noted. No feeder heifers offered. Demand was good. Slaughter cows sold steady to 4.00 higher. Slaughter bulls sold 5.00 to 6.00 higher.

Farmers & Ranchers Livestock - Salina KS
This Week:
Last Reported:
Last Year:
Sale report unavailable.

Cattleman's Livestock Auction - Dalhart TX
This Week: 1,267
Last Reported: 1,603
Last Year: 3,884
Compared to last week: Extreme low temperatures throughout the week kept many cattle from coming town, but still had a decent turnout otherwise. There were a few loads of good quality feeders and cattle off wheat to keep the numbers up. Prices stepped back a bit on steer calves coming in at 4.00-10.00 lower while some feeder steers gained upward of 8.00. There were few comparable sales on heifers but a higher undertone was noted.

Tulia Livestock Auction - Tulia, TX
This Week:
Last Reported:
Last Year:
***Receipts limited due to below freezing temperatures and ice that limited cattle movement. Not enough to test

New Cambria Livestock Market - New Cambria, MO
This Week:
Last Reported:
Last Year:
Sale report unavailable.

Bluegrass Stockyards South - Stanford KY
This Week:
Last Reported:
Last Year:
Sale report unavailable.

Paris Stockyards - Paris KY
This Week:
Last Reported:
Last Year:
Sale report unavailable.

Toppenish Livestock Auction - Toppenish, WA
This Week: 1,000
Last Reported: 800
Last Year: 1,025
Compared to last Thursday, not enough stocker or feeder cattle this week for accurate trends. Dairy slaughter cows uneven, Boners steady to firm, Lean 5.00-6.00 lower. Slaughter bulls firm.

---

^ Contents

Direct Sales of Feeder & Stocker Cattle... Click Link to view entire report

Colorado Direct Cattle Report
This Week: 300
Last Reported: 440
Last Year: 2,574
Compared to last week: Feeder steers and heifers not well tested for Current FOB sales. Once again severe winter storm moved thru bringing frigid temps, snow and ice. This made travel difficult. Demand moderate. Supply included: 100% Feeder Cattle (60% Steers, 40% Heifers). Feeder cattle supply over 600 lbs was 100%. Unless otherwise noted, Feeder Cattle prices FOB based on net weights after a 2-3% shrink or equivalent, with an 8-12 cent slide > 600 lbs. Livestock reported this week originated from CA, CO.

Eastern Cornbelt Direct Cattle Report (IL/IN/MI/MN/OH/KY)
This Week: 210
Last Reported: 527
Last Year: 1,765
Compared to last week: Not enough trades this week for a trend. Demand moderate. Supply included: 100% Feeder Cattle (100% Heifers). Feeder cattle supply over 600 lbs was 100%. Unless otherwise noted, Feeder Cattle prices FOB based on net weights after a 2-3% shrink or equivalent, with a 20 cent slide > 600 lbs. Livestock reported this week originated from KY.

Kansas Direct Feeder Cattle Report
This Week: 666
Last Reported: 2,320
Last Year: 2,880
Compared to last week: Not enough comparable sales for a market trend. Receipts were lighter this week due to the sub zero temperatures blanketing a large portion of the country. Supply included: 100% Feeder Cattle (9% Steers, 80.5% Dairy Steers, 10.5% Heifers). Feeder cattle supply over 600 lbs was 79%. Unless otherwise noted, Feeder Cattle prices FOB based on net weights after a 2-3% shrink or equivalent, with up to a 15 cent slide > 600 lbs. and up to a 25 cent slide < 600 lbs. Livestock reported this week originated from CO, KS, OK

Missouri Direct Cattle Report
This Week:
Last Reported:
Last Year:
Compared to last week: No trades this week.

Montana Direct Cattle Report
This Week:
Last Reported:
Last Year:
Compared to last week: No trades this week for a trend.

New Mexico Direct Cattle Report
This Week: 530
Last Reported: 349
Last Year: 2,716
Compared to last week: Feeder heifers traded mostly 3.00 lower on limited comparable sales. Buyer demand was moderate. Supply included: 100% Feeder Cattle (100% Heifers). Feeder cattle supply over 600 lbs was 64%. Unless otherwise noted, Feeder Cattle prices FOB based on net weights after a 2 -3% shrink or equivalent, with up to a 15 cent slide > 600 lbs. and up to a 25 cent slide < 600 lbs. Livestock reported this week originated from NM.

Northwest Direct Cattle Report (WA/OR/ID/UT)
This Week: 120
Last Reported: 315
Last Year: 1,250
Compared to last week: Feeder steers and heifers not well tested and not enough to test trends. Demand moderate. Supply included: 100% Feeder Cattle (33.3% Steers, 66.7% Heifers). Feeder cattle supply over 600 lbs was 66%. Unless otherwise noted, Feeder Cattle prices FOB based on net weights after a 2-3% shrink or equivalent, with a 8-12 cent slide > 600 lbs. and 10-25 cent slide < 600 lbs. Livestock reported this week originated from WA.

Oklahoma Direct Cattle Report
This Week: 857
Last Reported: 1,176
Last Year: 4,412
Compared to last week: No Current FOB trades for a trend. Demand moderate. Supply included: 100% Feeder Cattle (38.2% Steers, 61.8% Heifers). Feeder cattle supply over 600 lbs was 77%. Unless otherwise noted, Feeder Cattle prices FOB based on net weights after 2-3% shrink or equivalent, with a 15 cent slide > 600 lbs and up to a 25 cent slide < 600 lbs. Livestock reported this week originated from NM, OK, TX.

Southeast Direct Cattle Report (AL/AR/FL/GA/LA/MS/TN)
This Week: 197
Last Reported: 382
Last Year: 620
Not enough comparable sales of current FOB steers and heifers for a market trend. Demand was light. Supply included: 100% Feeder Cattle (17.3% Steers, 82.7% Heifers). Feeder cattle supply over 600 lbs was 100%. Unless otherwise noted, Feeder Cattle prices FOB based on net weights after a 2-3% shrink or equivalent, with up to a 15 cent slide > 600 lbs and up to a 20 cent slide <600 lbs. Current delivery is 14 days from the report date. Livestock reported this week originated from AR, FL, MS.

Southwest Direct Cattle Report (AZ/CA/NV)
This Week: 245
Last Reported: 0
Last Year: 1,026
Compared to last week, feeders have no comparison. Trade slow, demand light. Supply included: 100% Feeder Cattle (50% Steers, 50% Heifers). Feeder cattle supply over 600 lbs was 100%. Unless otherwise stated, prices fob shipping point with 2-3 percent shrink or equivalent with 5-10 cent slide on calves, 3-6 cent slide on yearlings from base weight. Delivered prices include freight, commissions and other expenses. Livestock reported this week originated from CA.

Texas Direct Cattle Report
This Week: 7,991
Last Reported: 11,061
Last Year: 21,712
Compared to last week: Current FOB steers and heifers were steady to 5.00 higher. Demand was moderate to good. Cattle movement was curbed due to ice and below freezing temperatures for several days this week. Supply included: 100% Feeder Cattle (64.5% Steers, 5% Dairy Steers, 30.4% Heifers). Feeder cattle supply over 600 lbs was 100%. Unless otherwise noted, Feeder Cattle prices FOB based on net weights after a 2-3% shrink or equivalent, with up to a 15 cent slide > 600 lbs and up to a 20 cent slide <600 lbs. Current delivery is 14 days from the report date. Livestock reported this week originated from AR, AZ, FL, KS, KY, MS, NM, OK, TX.

Wyoming-Nebraska Direct Cattle Report
This Week:
Last Reported:
Last Year:
Direct trading was inactive this week in both reporting areas. Artic blast blew through the region and curtailing receipts at auctions in direct trading through most
of the week.

- **Extensive U.S. & Canadian Auction Results are available on The Cattle Range**

---

^ Contents

USDA Weekly Hay Reports: "Click" on links for detailed report

- Alabama
- California
- Colorado
- Idaho
- Iowa
- Kansas
- Missouri
- Montana
- Nebraska
- New Mexico
- Oklahoma
- Oregon
- South Dakota
- Texas
- WA/OR Columbia Basin
- Wyoming

---

^ Contents

Although all information is from sources believed to be accurate & timely, The Cattle Range expressly disclaims all warranties, expressed or implied, as to the accuracy of any of the contents provided and shall not be liable for decisions or actions taken based on the data/information/opinions contained within.

Copyright © 2024 - The Cattle Range - All Rights Reserved